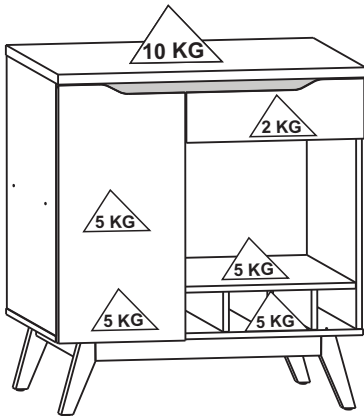
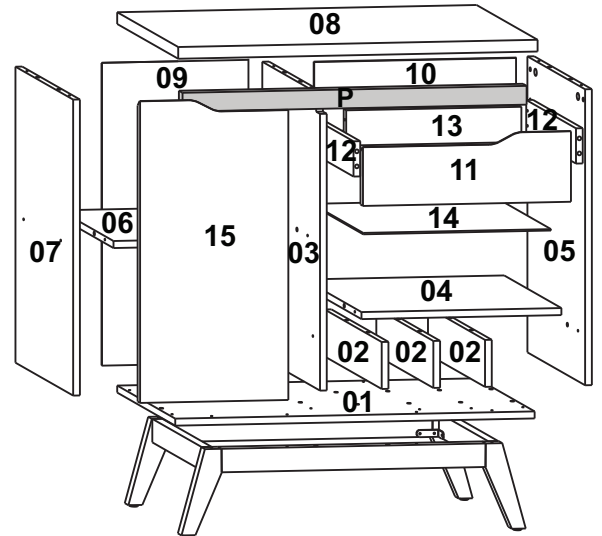


DIMENSÕES DO PRODUTO / PRODUCT DIMENSIONS / DIMENSIONS PRODUCT - WxDxH / LxDxA - 800 X 371 X 856MM



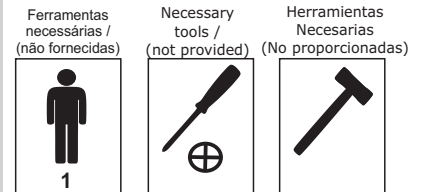
**ATENÇÃO / ATENCION / ATTENTION**  
 ESTE PRODUTO NÃO PODE SER ARRASTADO.  
 THIS PRODUCT MUSTNOT BE DRAGGED.  
 ESTE PRODUCTO NO SE PUEDE ARRASTRAR.

PEÇAS NUMERADAS / NUMBERED PARTS /  
 PIEZAS NUMERADAS  
 EX: 1915X-X 05 (peça/ piece/ pieza number)

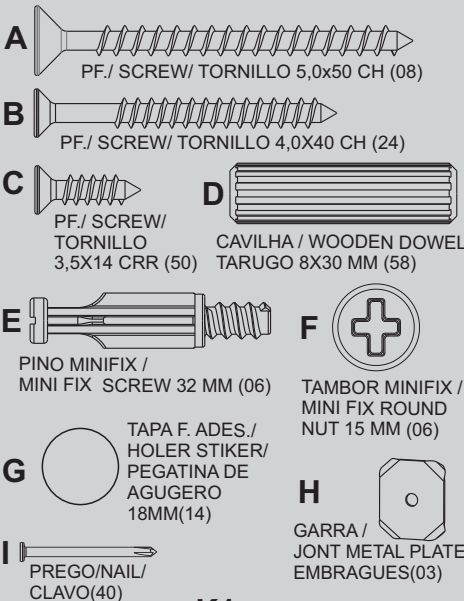


**ATENÇÃO / ATTENTION / ATENCION**  
 Nunca utilizar óleos, lustra móveis, produtos abrasivos, saponáceos, esponja de aço e outros.  
 Never use oils, furniture polish, abrasive products, soaps, steel sponge and others.  
 Nunca use aceites, pulimentos, abrasivos, jabones, esponja de acero y otros.  
**CUIDADOS ESPECIAIS/ SPECIAL CARE/ CUIDADOS ESPECIALES**  
 - Evitar expor o móvel ao sol, e em lugares úmidos.  
 - Limpar com flanela seca ou com pano levemente umedecido em água.  
 - Avoid exposing the furniture to the sun, and in damp places.  
 - Clean with dry flannel or lightly cloth moistened with water.  
 - Evite exponer los muebles al sol y en lugares húmedos.  
 - Limpiar con flanela seca o un paño ligero, humedecido con agua.

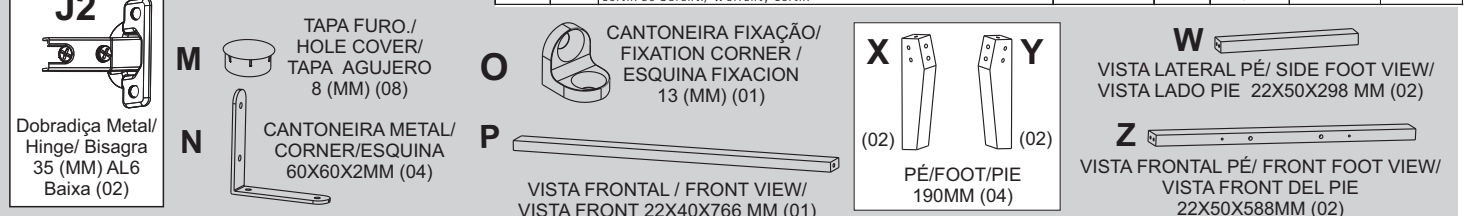
**MONTAR O PRODUTO SOBRE A EMBALAGEM, EVITANDO DANOS NA PINTURA. ACONSELHAMOS QUE A MONTAGEM DO PRODUTO SEJA POR UM PROFISSIONAL.**  
**SETUP THE PRODUCT ON TOP OF THE PACKAGING, AVOIDING DAMAGE TO THE PAINT. WE RECOMMEND THAT THE INSTALLATION IS DONE BY A PROFESSIONAL.**  
**MONTAR EL PRODUCTO EN EL PAQUETE, EVITAR LESIONES EN PINTURA. AVISAMOS QUE EL MONTAJE DEL PRODUCTO SEA UN PROFESIONAL.**



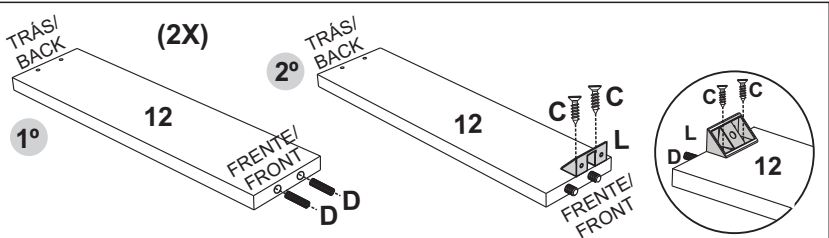
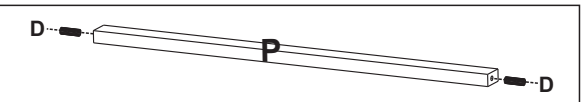
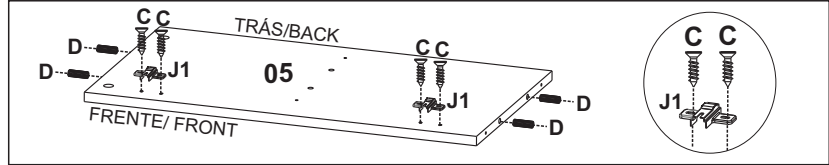
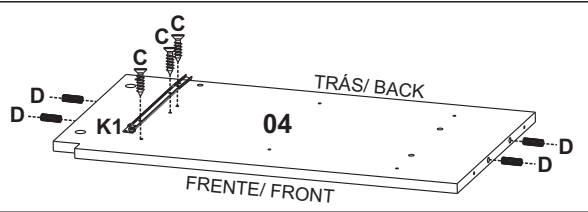
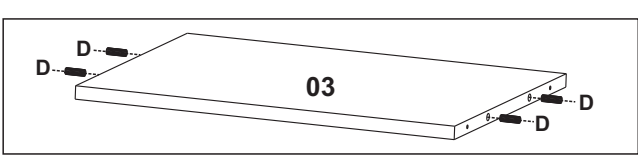
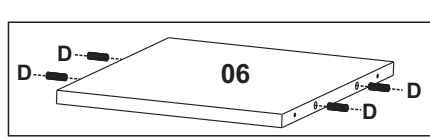
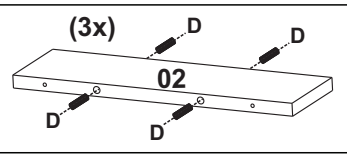
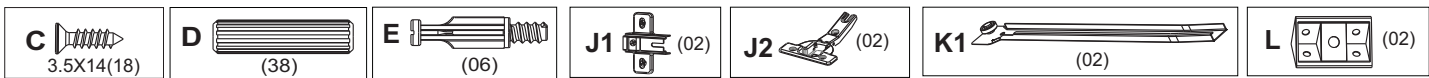
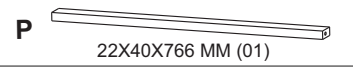
**MEDIDA UTILIZADA EM MM / UNIT MEASURE USED IS MILLIMETERS (MM)**



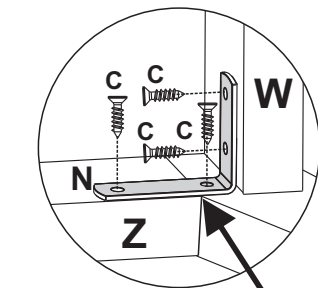
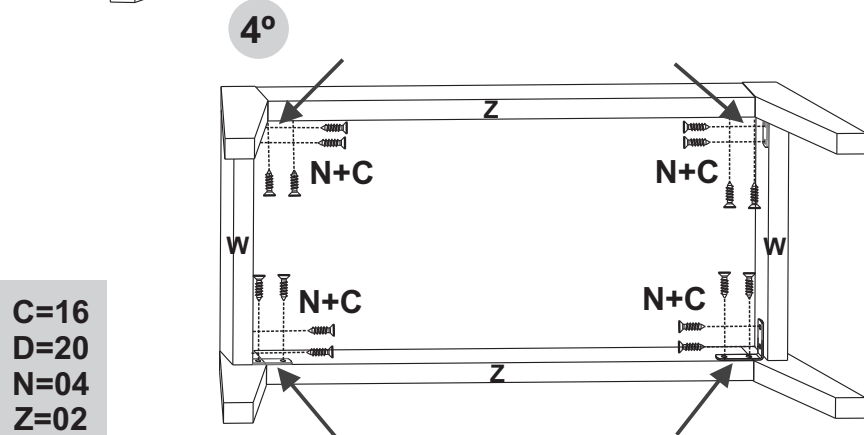
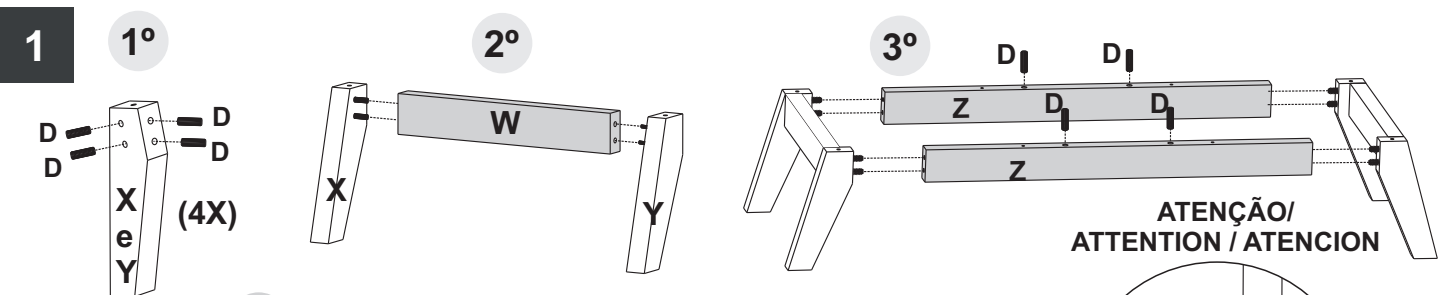
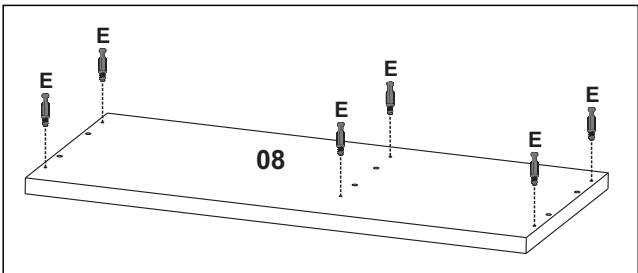
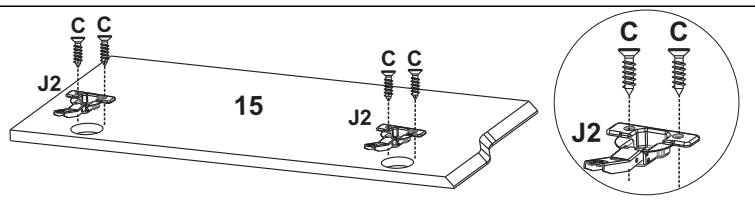
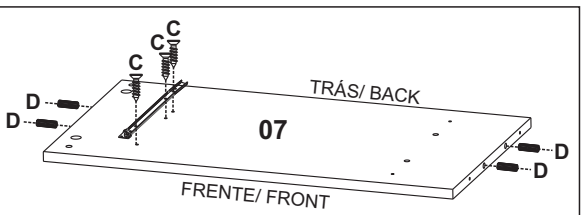
ITEM	DESCRIÇÃO DA PEÇAS / DESCRIPTION OF PARTS / UNIT MEASURE USED IS MILLIMETERS (MM)				CORES / COLORS / COLORES		
COD. CODE	Nº	NOME/NAME/NOMBRE	MEDIDAS / MEASURES (MM)	TIPO TYPE	QUANT AMOUNT CANTIDAD	OFF WHITE	PRETO
17180	1	BASE	800X350X15	MDP	1	01/06	01/07
17181	2	DIVISOR INFERIOR / BOTTOM DIVIDER / DIVISOR INFERIOR	344X100X15	MDP	3	02/06	02/07
17182	3	DIVISOR / DIVIDER	630X348X15	MDP	1	03/06	03/07
17183	4	PRATELEIRA DIR. / RIGHT SHELF / ESTANTE DERECHA	445X345X15	MDP	1	04/06	04/07
17184	5	LATERAL DIREITA / RIGHT SIDE / LADO DERECHO	630X348X15	MDP	1	05/06	05/07
17185	6	PRATELEIRA ESQ. / LEFT SHELF / ESTANTE IZQUIERDA	325X306X15	MDP	1	06/06	06/07
17186	7	LATERAL ESQUERDA / LEFT SIDE / LADO IZQUIERDO	630X348X15	MDP	1	07/06	07/07
17187	8	TAMPO / TOP	800X368X25	MDP	1	08/06	08/07
17188	9	FUNDO TRÁS ESQ. / BACK / TRASERO	650X326X3	MDF	1	09/06	09/07
17189	10	FUNDO TRÁS DIR. / BACK/TRASERO	460X140X3	MDF	1	10/06	10/07
17190	11	FRENTE GAV. / DRAWER FRONT / FRENTE DEL CAJÓN	463X150X15	MDF	1	11/06	11/07
17191	12	LAT.GAV.ESQ.DIR/LEFT/RIGHT DRAW. SIDE/LAD. CAJ.IZQ.DER.	300X75X15	MDP	2	12/06	12/07
17192	13	CONT. FRENTE. GAV./FRONT AGAINST DRAWER	390X75X15	MDP	1	13/06	13/07
17193	14	FUNDO GAV. / DRAWER BACKGROUND / FONDO CAJON	418X308X15	TRI	1	14/06	14/07
17194	15	PORTA / DOOR / PUERTA	642X330X15	MDF	1	15/06	15/07
15704	A	PF. / Screw / Tornillo 5,0x50 CH			08		
438	B	PF. / Screw / Tornillo 4,0x40(MM) CH			24		
986	C	PF. / Screw / Tornillo 3,5x14(MM) CRR			50		
137	D	Cavilha / Wooden Dowel / Tarugo 8x30(MM)			58		
532	E	Pino Minifix / Minifix Screw 32(MM)			06		
508	F	Tambor Minifix / Minifix Round Nut 15(MM)			06		
12734							
13877	G	Tapa F. Ades. / Holer Sticker/ Pegatina de Agujero 18 mm			14	GELO	
13363							PRETO
911	H	Garra / Joint Metal Plate / Embragues			03		
248	I	Prego / Nail / Clavo 8x8(MM)			40		
17209	J1	Calço Metálico / Hinge/ Bisagra AL6 0 (MM) (02)			02		
17207	J2	Dobradiça Metálica 35 AL6 Baixa 0 (MM)/ Hinge/ Bisagra (02)			02		
139	K	Corredica/Metallic Slid 300 (MM) (01 Pair)			01		
15175	L	Cantoneira PL/Plast. corner / Esquina PL 20X20X42(MM)			02	CINZA	CINZA
7687							BRANCO
952	M	Tapa Furo / Hole Cover / Tapa Agujero 8 (MM)			08	PRETO	
17498	N	Cantoneira Metal/ Metal corner/ Esquina del metal 60X60X2 MM			04		
11136	O	Cantoneira Fixação ZAMAC/ Fixation Corner/ Esquina Fijacion 13x13MM			01		
17199	P	Vista Pinus/ Pinus View/ 766X40X22MM			01		
15574	W	Vista p/Pé Pinus Lateral/ Side Foot View/ Vista Lado del pie- 22X50X298MM			02		
15577	X	Pé Pinus CHASSI-Lado X / Chassis foot-side X / Pie del chasis- lado X- 190MM			02		
15578	Y	Pé Pinus CHASSI-Lado Y / Chassis foot-side Y / Pie del chasis-lado Y- 190MM			02		
15570	Z	Vista p/Pé Pinus Frontal/ Front Foot View/ Vista Front del pie- 22X50X588MM			02		
		Certif. de Garant./ Warranty Certif.			01		



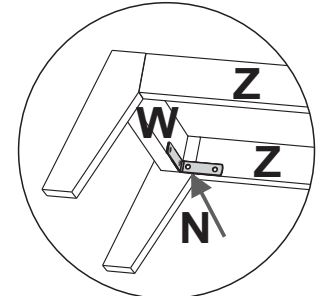
PREPARAÇÃO DE PEÇAS/ PARTS PREPARATION / PREPARACION DE PIEZAS



Parafusar as cantoneiras entre as cavilhas.  
Screw the plastic corner between the wooden dowel.  
Atornillar las esquinas entre las tarugos.

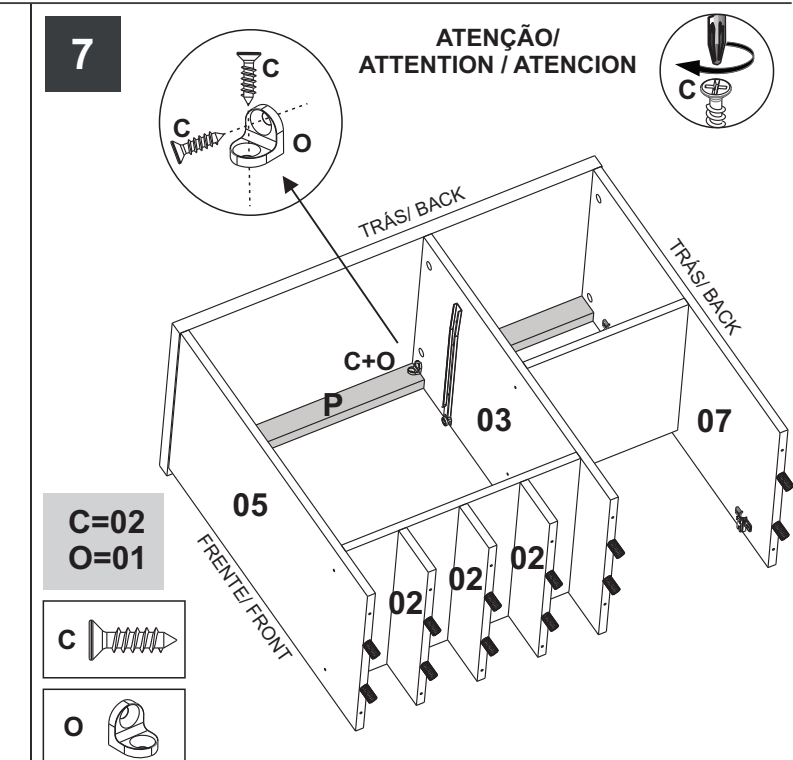
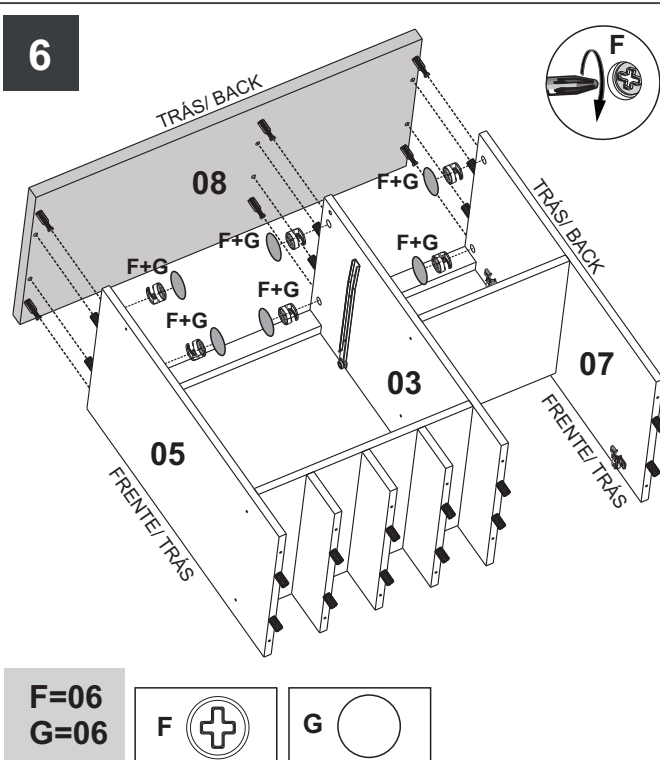
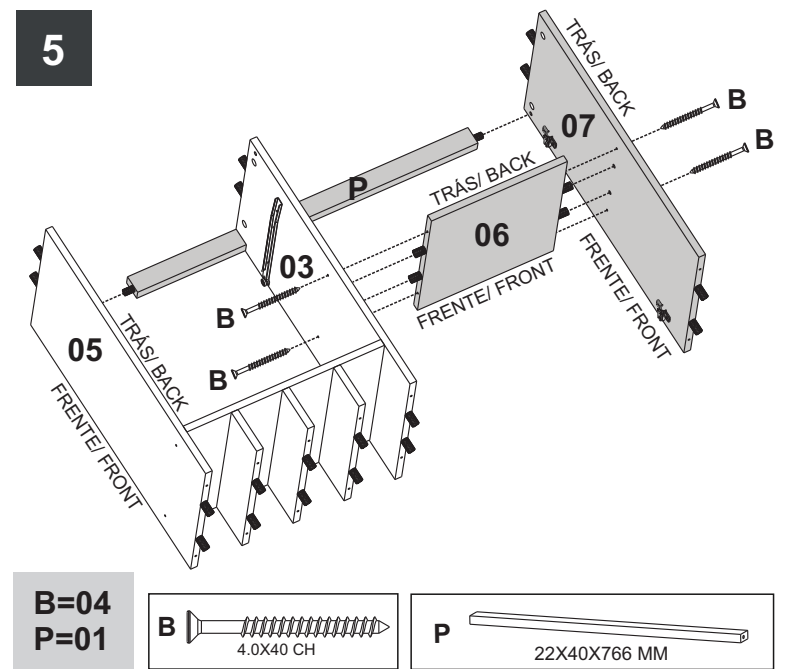
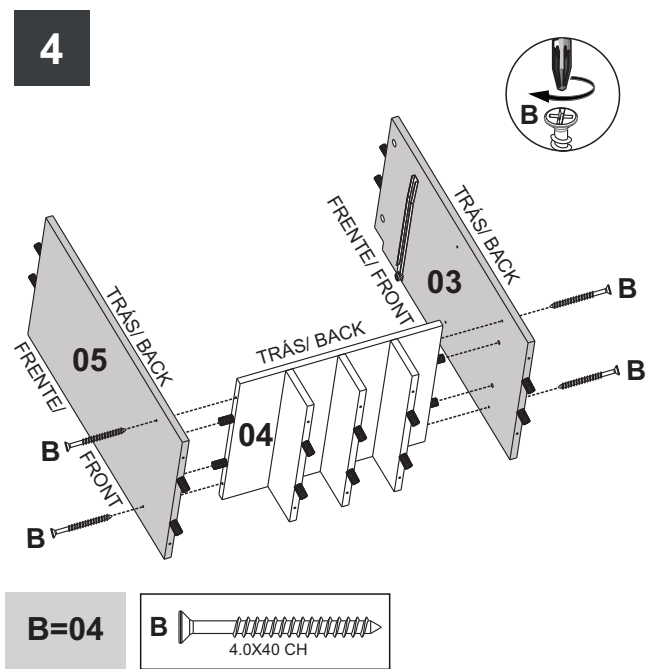
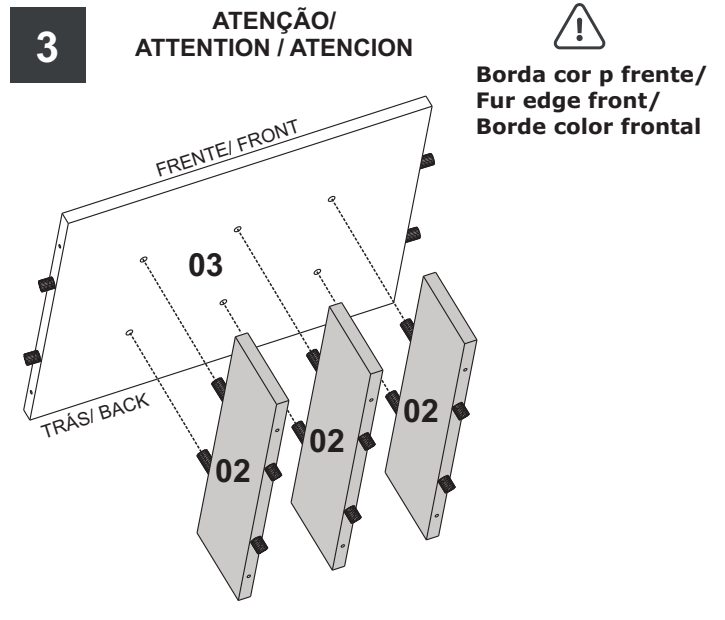
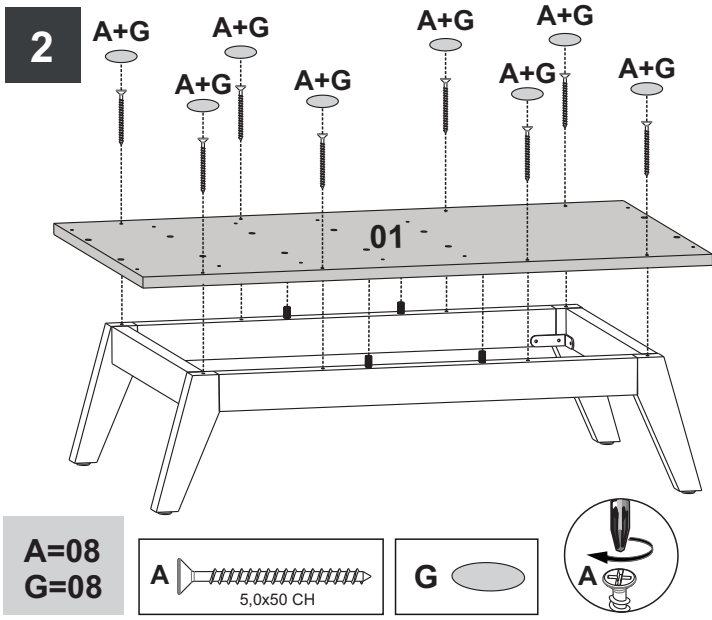


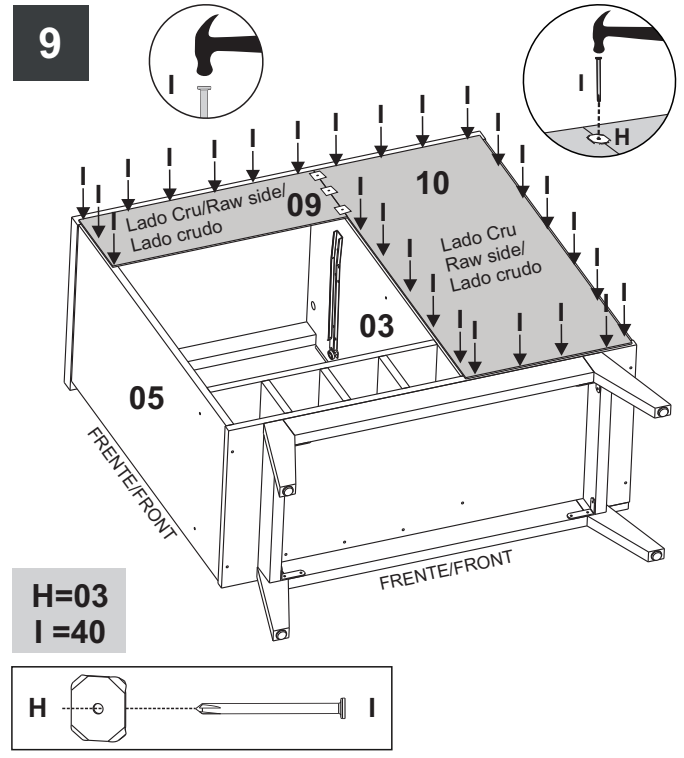
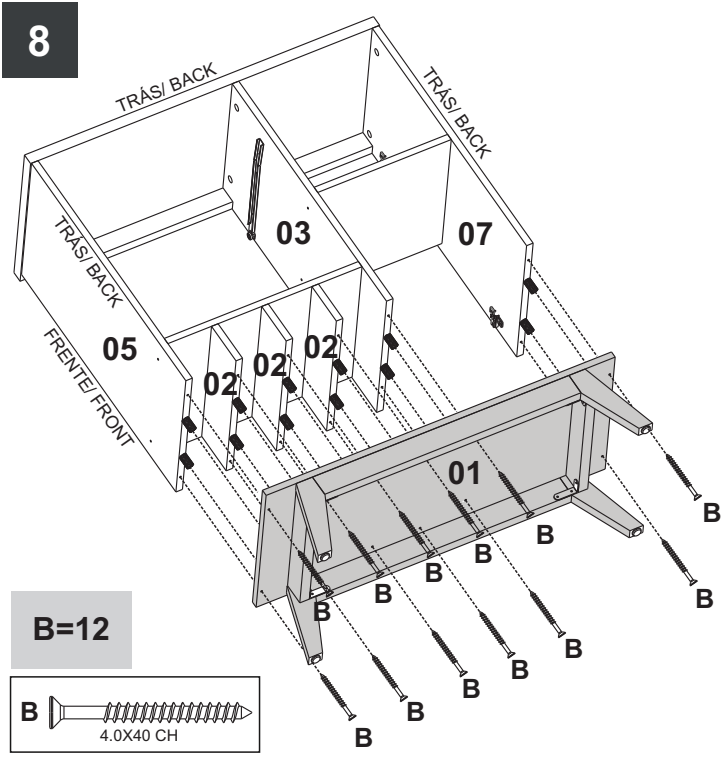
⚠ PARAFUSAR NOS PÉS  
SCREW ON FEET  
TORNILLO EN LOS PIES



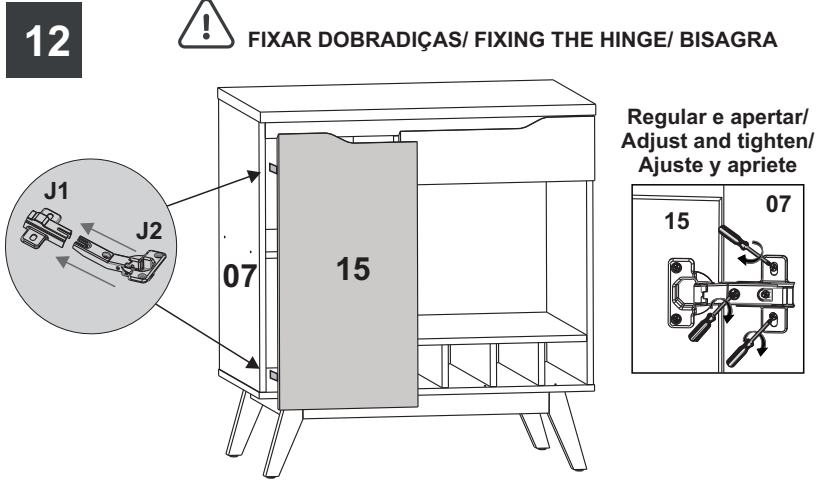
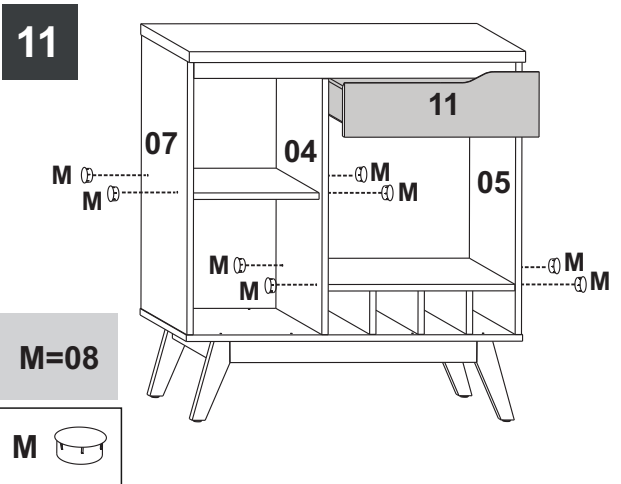
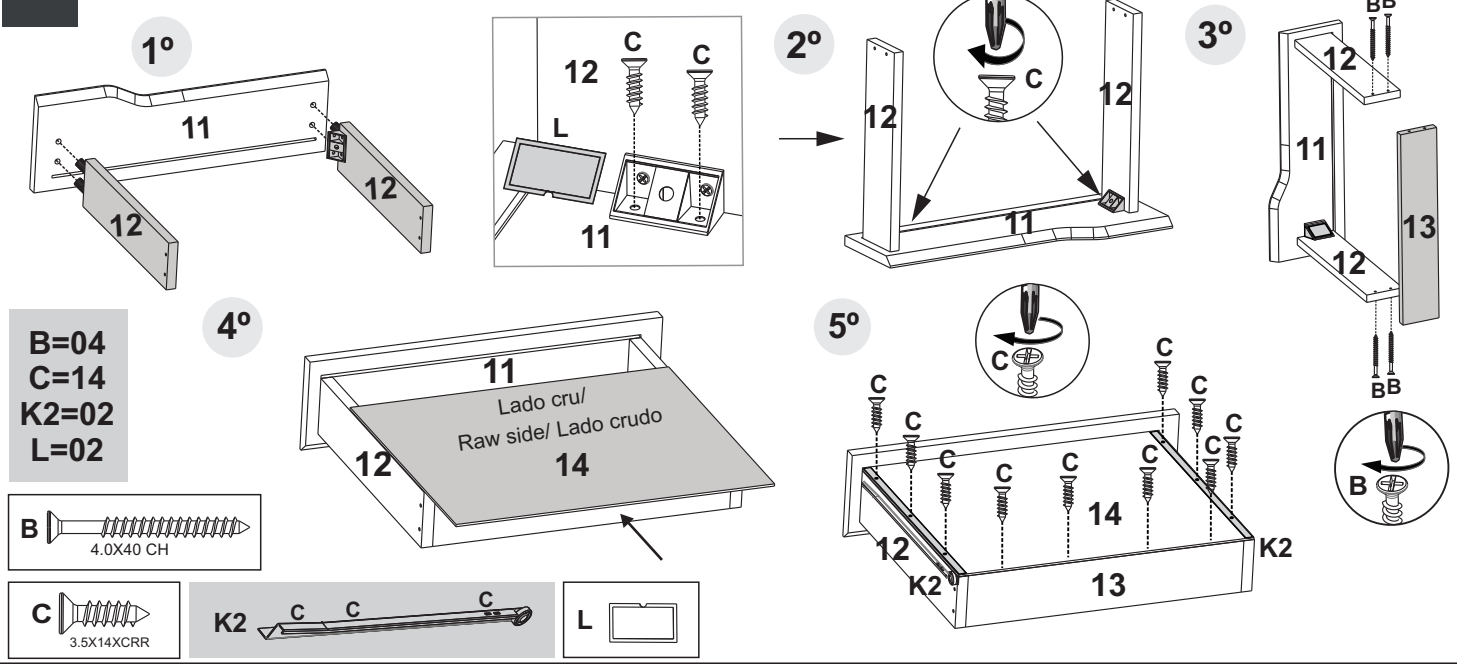
- C=16
- D=20
- N=04
- Z=02
- W=02
- X=02
- Y=02







**10** MONTAGEM GAVETA / ASSEMBLY OF THE DRAWER / MONTAJE LE CÁJON



**NOTA / NOTE**  
 Não nos responsabilizamos por acidentes, se a instalação do móvel não estiver com os procedimentos deste Manual e não for realizado por pessoa habilitada.  
 We are not responsible for accidents if the installation of the furniture is not in accordance with the procedures in this Manual and is not carried out by a qualified person.  
 No nos hacemos responsables de accidentes si la instalación de los muebles no se realiza de acuerdo con los procedimientos de este Manual y no es realizada por una persona calificada.