

BL-3312



Instruções de Montagem Assembly Instructions Instrucciones de Armado

Acesse Vídeos de Montagens
Access Mounting Videos
Acceder a los Vídeos de Montaje
www.tecnomobili.ind.br



Estrada RSC 453, Km s/n° | Garibaldi | RS
CEP: 95720-000 | Fone / Fax: 54.3464.2050

sac@moveisvideira.com.br

Lista de Peças / List of pieces / Lista de piezas

Cód	DESCRIÇÃO	DESCRIPTION	DESCRIPCIÓN	QTD	RAW MATERIAL	DIMENSION
01	Tampo	Top	Tapa	1	MDP 15mm	360x384x15
02	Lateral Esquerda	Left Side	Lateral Izquierda	1	MDP 15mm	1690x384x15
03	Lateral Direita	Right Side	Lateral Derecha	1	MDP 15mm	1690x384x15
04	Porta	Door	Puerta	2	MDP 15mm	650x358x15
05	Prateleira	Shelf	Entrepaños	1	MDP 15mm	330x384x15
06	Travessa Frontal	Front Traverse	Traviesa Frontal	1	MDP 15mm	330x65x15
07	Travessa Pega	Traverse handle	Traviesa Pega	1	MDP 15mm	329x44x15
08	Base	Base	Base	1	MDP 15mm	360x384x15
09	Costa Superior	Back Upper	Costa Superior	1	MDP 3mm	600x350x3
10	Costa Inferior	Back Lower	Costa Inferior	1	MDP 3mm	712x350x3

Notas Especiais:

01 -Examine completamente todas as peças do móvel antes de começar o trabalho.

02 -Recomenda-se montar o móvel conforme este Manual de Montagem.

03 -É de responsabilidade do montador seguir as instruções do Manual de Montagem, que são fundamentais para garantir a estrutura do móvel.

04 -Para limpeza, utilizar somente pano úmido e sabão neutro.

Special notes:

01 -Check all parts of the unit thoroughly before starting work.

02 -It is recommended to assemble the furniture according to this Installation Manual.

03 -It is the responsibility of the assembler to follow the instructions in the Assembly Manual, which are essential to ensure the structure of the furniture.

04 -For cleaning use only damp cloth and neutral soap.

Notas especiales:

01 -Examine completamente todas las piezas del mueble antes de iniciar el trabajo.

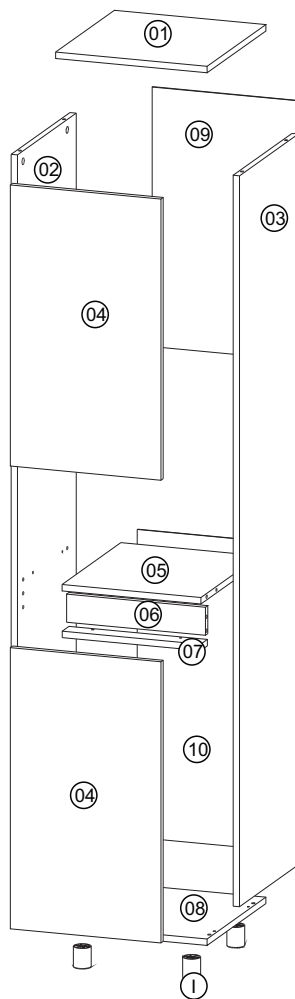
02 -Se recomienda montar el mueble conforme el Manual de Ensamblaje.





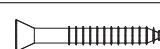


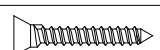

03 -Es de responsabilidad del montador seguir las instrucciones del Manual de Ensamblaje, que son fundamentales para garantizar la estructura del mueble.

04 -Para limpieza solamente usar trapo húmedo y jabón neutro.

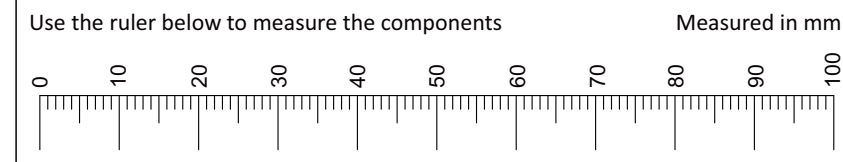
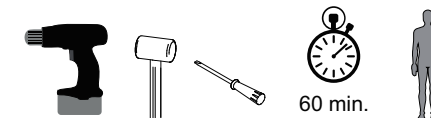
Guarante certificate:

The guarantee of products manufactured by Móveis Videira LTDA covers any defects / manufacturing defects, within the period established by the Consumer Protection Code, in its Article 26, II, which provides for a legal guarantee of ninety (90) days.



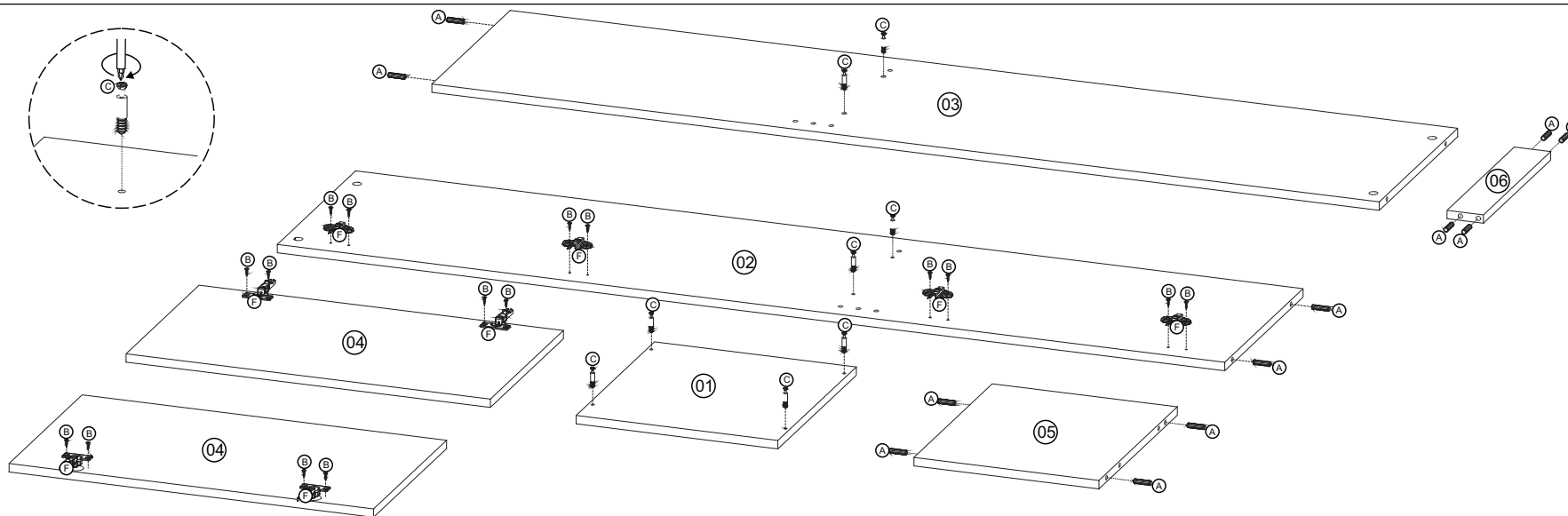
REF	DESCRIÇÃO	QTD
A	 Cavilha 8 x 30mm	12
B	 3,5 x 16mm CC	16
C	 34 x 7mm Parafuso Minifix	08
D	 15 x 12mm Tambor Minifix	08
E	 3,5 x 40mm CC	04
F	 65 x 48 x 19 mm Dobradiça Caneco 25 RETA Calço N° 01	04
G	 22 x 3mm Prego 10x10	30
H	 3,5 x 25mm CC	02
I	 25 x 34mm Sapata Bigfer	04

Ferramentas | Tools | Herramientas

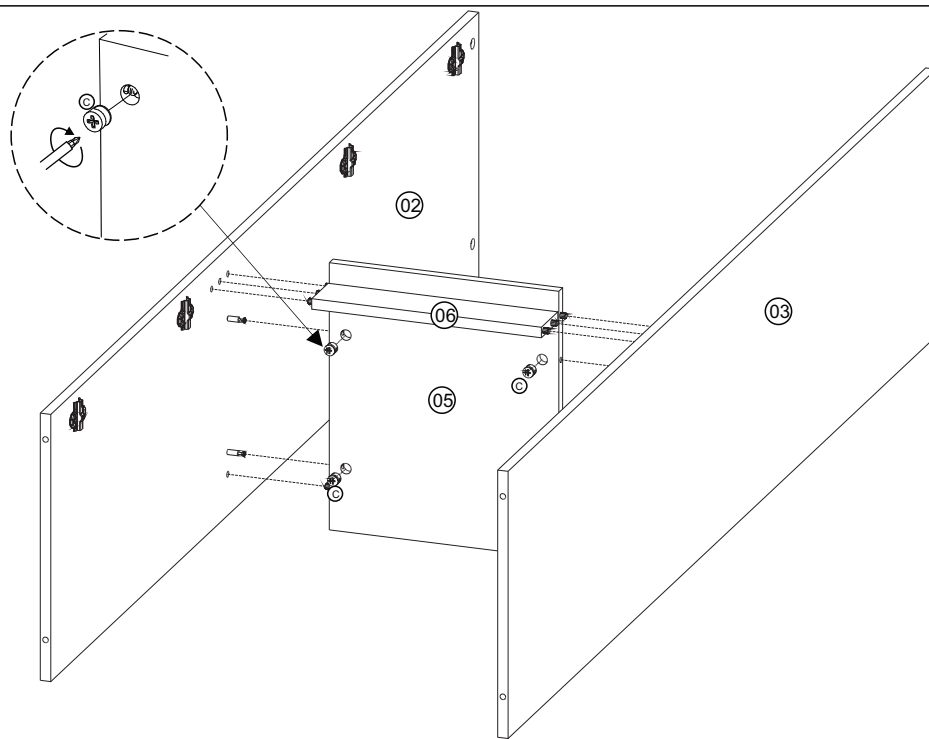


Revisão: 00
Data: 05/07/2019

01



02



03

