

# ASSEMBLY INSTRUCTIONS MANUAL DE MONTAGEM / INSTRUCCIONES DE ARMADO

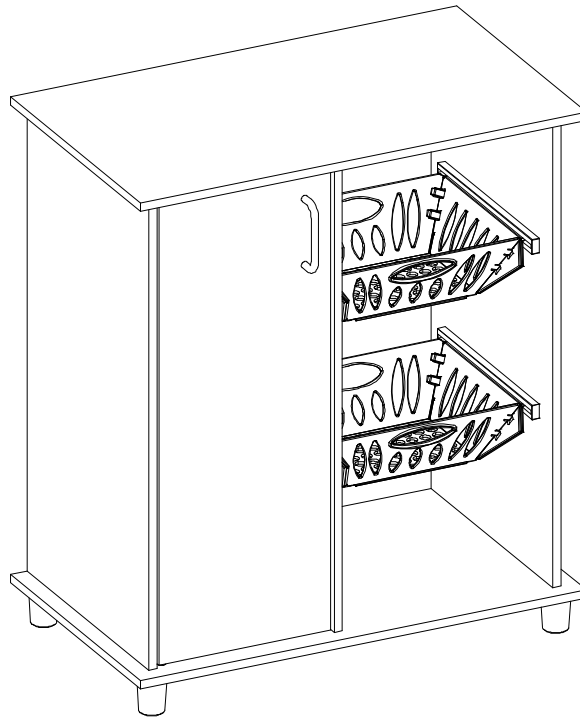
CUIABA FRUIT BOWL CABINET  
FRUTEIRA CUIABA  
FRUTERO CUIABA

Reference  
Referência  
Referencia

210279

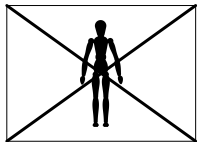
Revise  
Revisão  
Revisión

01

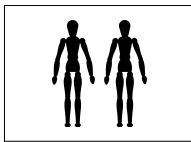


## YOU WILL NEED / VOCÊ VAI PRECISAR DE / USTED NECESITARÁ

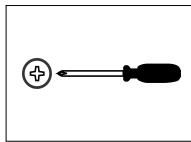
Tools not supplied / Ferramentas não fornecidas / Herramientas no incluidas



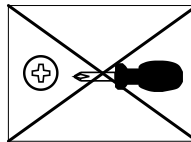
1 Person  
1 Pessoa  
1 Persona



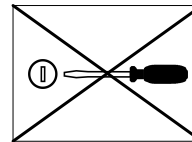
2 People  
2 Pessoas  
2 Personas



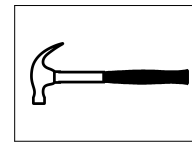
Screwdriver Phillips  
Chave Phillips  
Destornillador cruz



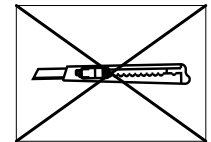
Small screwdriver Philips  
Chave Phillips menor  
Destornillador cruz menor



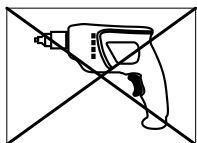
Screwdriver slotted  
Chave fenda  
Destornillador plano



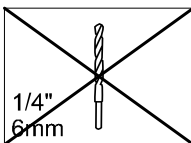
Hammer  
Martelo  
Martillo



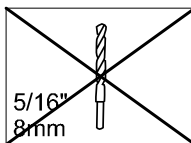
Stylet  
Estilete  
Estilete



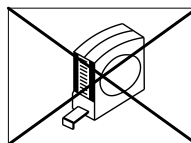
Drill machine  
Furadeira  
Taladro



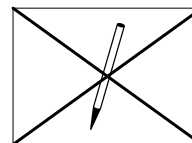
1/4"  
6mm  
Drill bit  
Broca  
Taladro



5/16"  
8mm  
Drill bit  
Broca  
Taladro



Measuring tape  
Trena  
Cinta de medición



Pencil  
Lápis  
Lápis

**NOTES:** The separation of the accessories before you start the assembly will facilitate the same. In case of doubt on the size of the screws and bolts, use the ruler to bottom of page 3.

**NOTAS:** A separação dos acessórios antes de iniciar a montagem facilitará a mesma. Em caso de dúvida no tamanho dos parafusos e cavilhas, utilize a régua ao final da página 3.

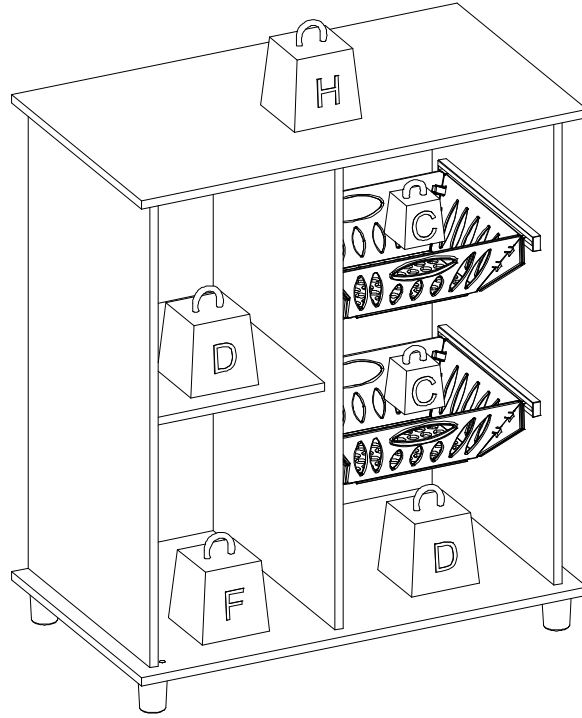
**NOTAS:** La separación de los accesorios antes de comenzar el armado facilitará el mismo. En caso de duda sobre el tamaño de los tornillos y taquetes, utilice la regla al pie de página 3.

MAXIMUM RECOMMENDED WEIGHT  
BEING THIS EVENLY DISTRIBUTED

PESO MÁXIMO RECOMENDADO SENDO  
ESTE DISTRIBUÍDO UNIFORMEMENTE

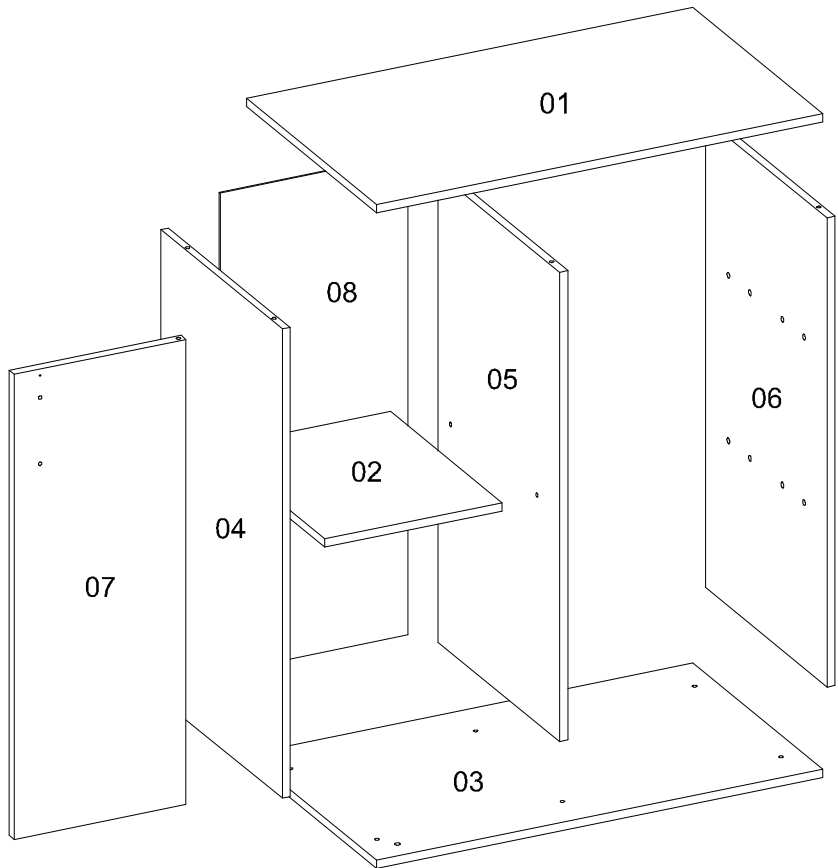
PESO MÁXIMO RECOMENDADO SIENDO  
ESTE UNIFORMEMENTE DISTRIBUIDO

	LB	KG
–		
C	6	3
D	11	5
F	22	10
H	44	20





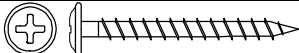





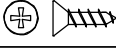

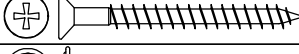
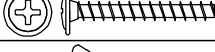



Nº	Measures_Inches	Medidas_cm	Qty./Qtd.
01	26 x 15 1/8 x 1/2	66.0 x 38.5 x 1.2	1
02	13 x 10 3/8 x 1/2	33.0 x 26.2 x 1.2	1
03	26 x 15 1/8 x 1/2	66.0 x 38.5 x 1.2	1
04	26 3/4 x 14 1/8 x 1/2	68.0 x 36.0 x 1.2	1
05	26 3/4 x 14 1/8 x 1/2	68.0 x 36.0 x 1.2	1
06	26 3/4 x 14 1/8 x 1/2	68.0 x 36.0 x 1.2	1
07	26 1/2 x 10 x 5/8	67.4 x 25.4 x 1.5	1
08	27 3/8 x 11 x 1/8	69.6 x 27.8 x 0.3	1

**PARTS IDENTIFICATION**  
**IDENTIFICAÇÃO DAS PEÇAS / IDENTIFICACIÓN DE LAS PIEZAS**



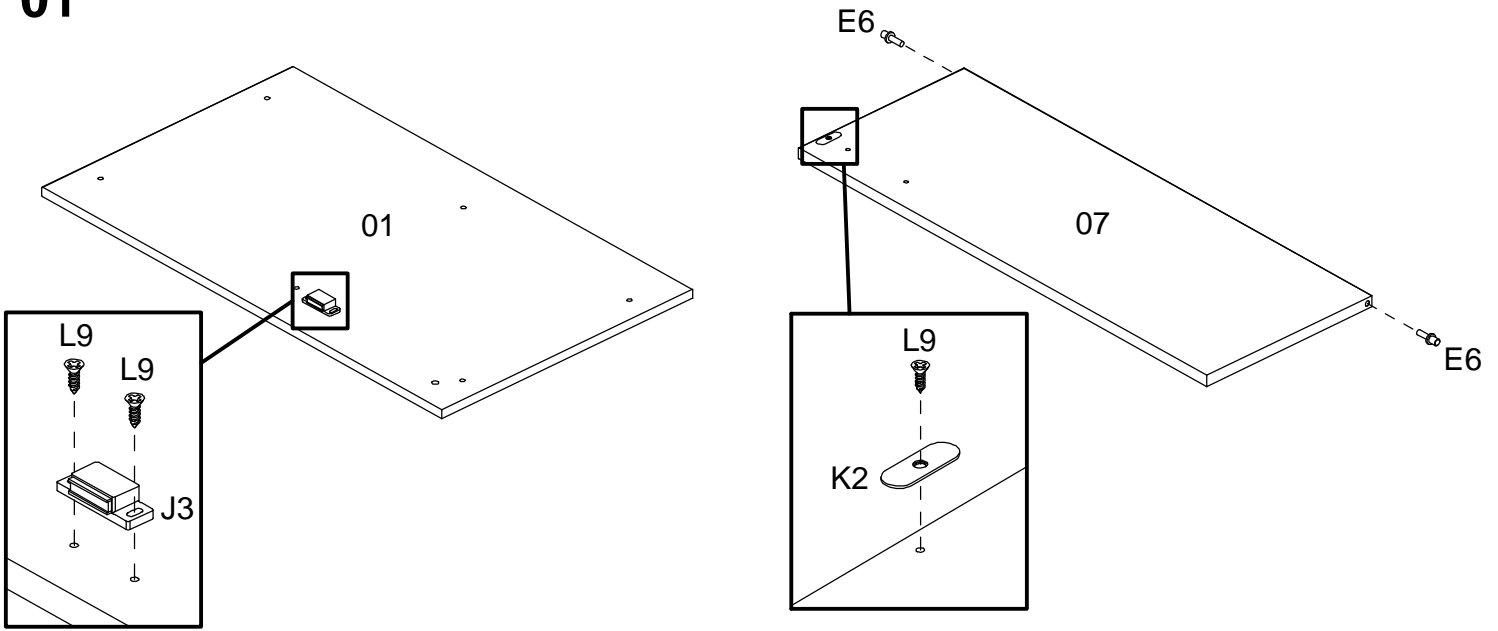
## IDENTIFICATION OF ACCESSORIES IDENTIFICAÇÃO DOS ACESSÓRIOS/ IDENTIFICACIÓN DE ACCESORIOS

A4		Metalic bracket / Cantoneira de metal / Suporte de metal	22x22 mm	6
E6		Hinge pin / Dobradiça pino / Bisagra pino	-	2
E8		Plastic foot / Pé de rack / Pie plástico	50 mm	4
F1		Wooden dowel / Cavilha / Taquete	6x30 mm	6
G3		Flanged head screw / Parafuso flangeado / Tornillo de cabeza flangeada	5,0x40 mm	4
H8		Shelf bracket / Suporte de prateleira / Suporte de repisa	6x8 mm	4
J1		Basket support / Suporte para cesto / Suporte para cesta	280 mm	4
J2		Basket / Cesto / Cesta	-	2
J3		Magnetic closure / Fecho magnético / Cierre magnetico	-	1
K2		Metalic plate / Chapa metálica / Chapa metálica	-	4
L9		Flat head screw / Parafuso chato / Tornillo de cabeza plana	3,5x12 mm	15
N		Nail / Pregó / Clavo	10x10	16
O		Flat head screw / Parafuso chato / Tornillo de cabeza plana	4,5x45 mm	6
T		Flanged head screw / Parafuso flangeado / Tornillo de cabeza flangeada	3,5x25 mm	2
W7		Handle / Puxador Goleira / Tirador	96 mm	1

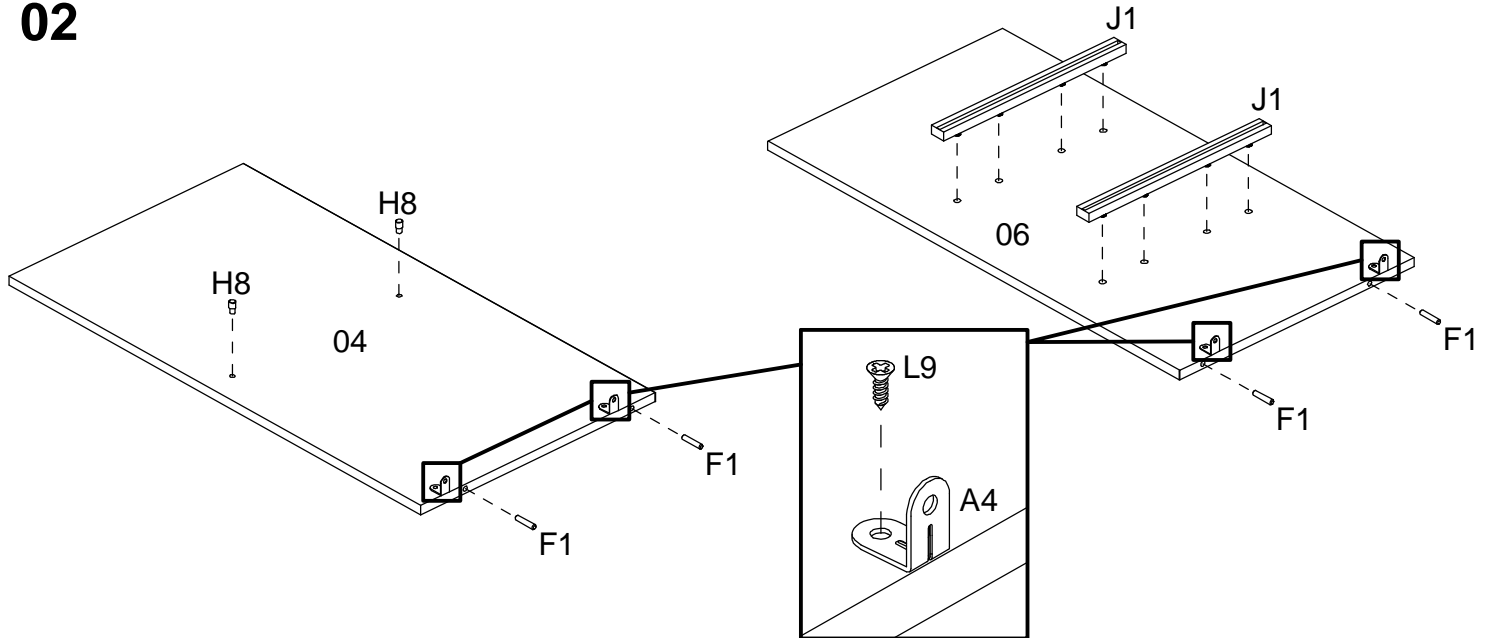


PRE-ASSEMBLE  
PRÉ-MONTAGE / PRE ARMADO

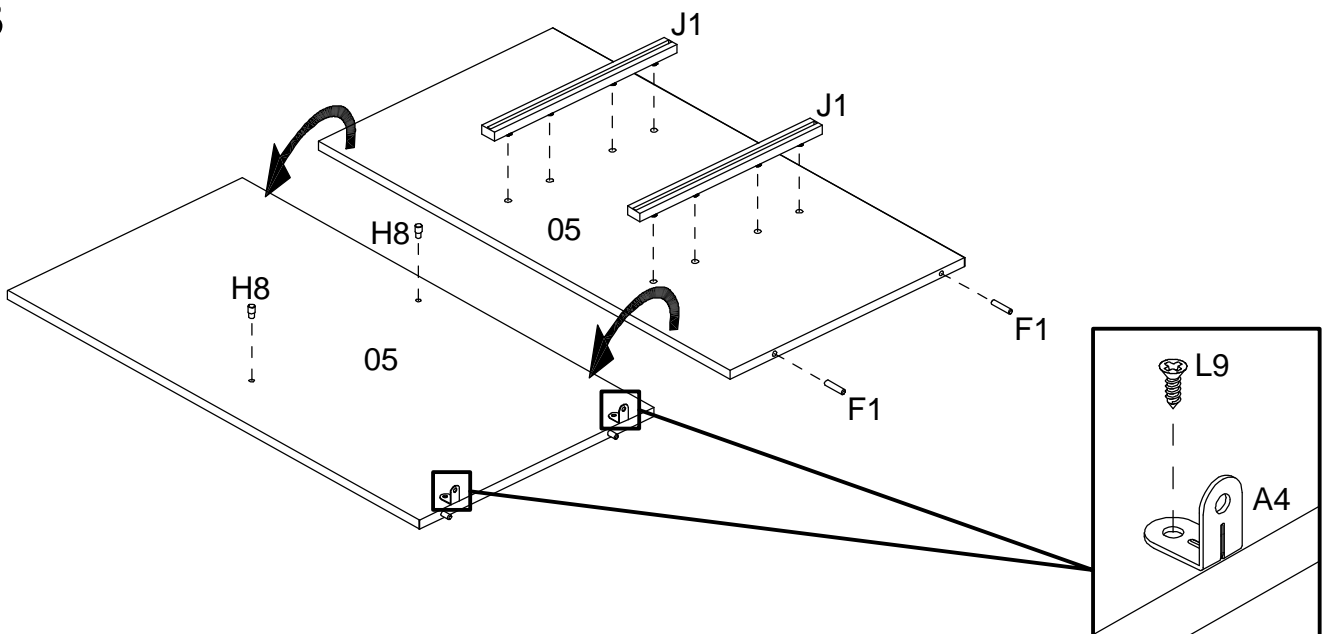
01



02

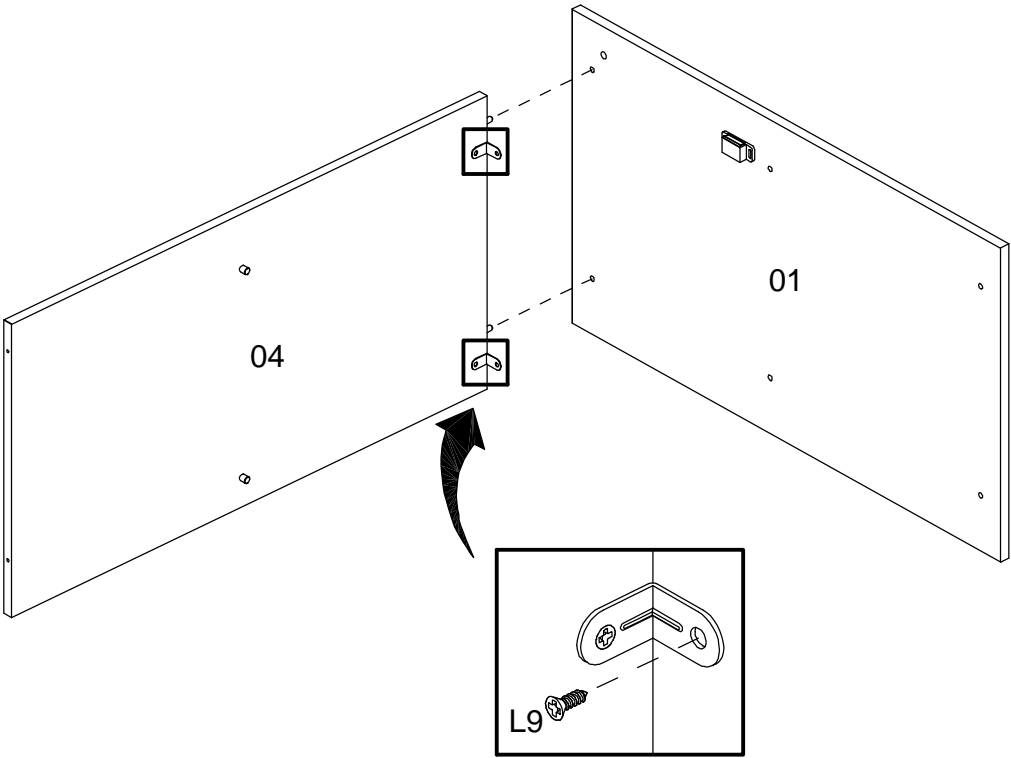


03

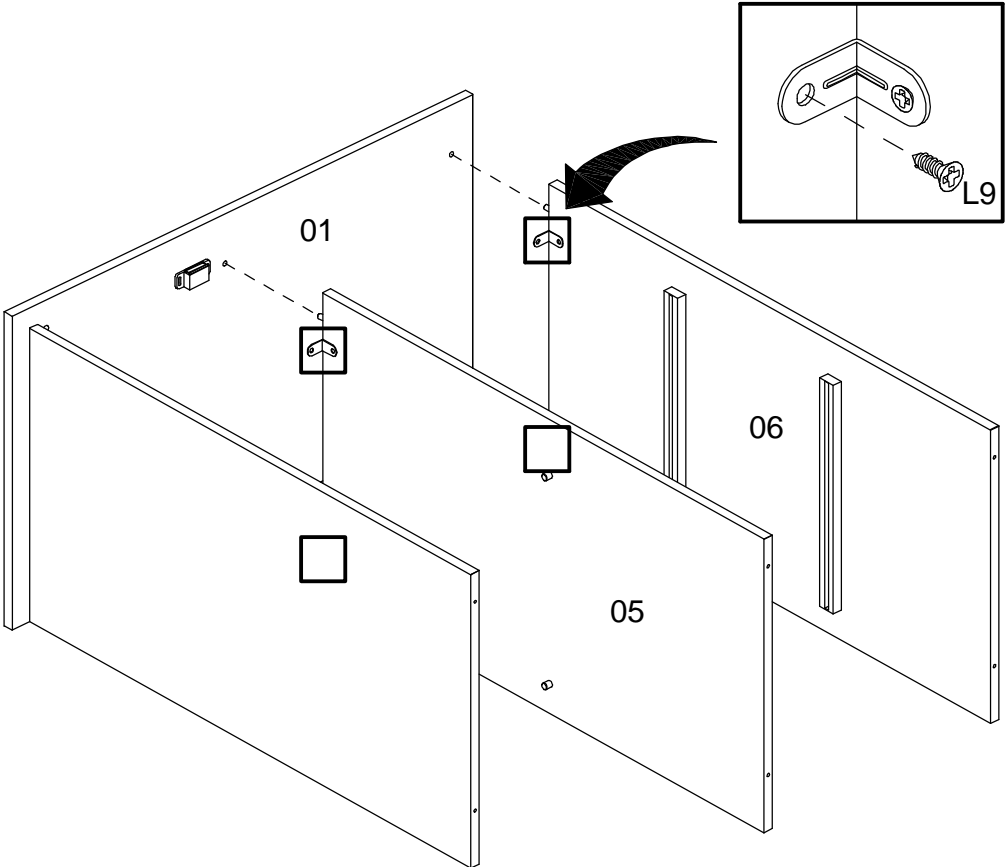


ASSEMBLY  
MONTAGEM / ARMADO

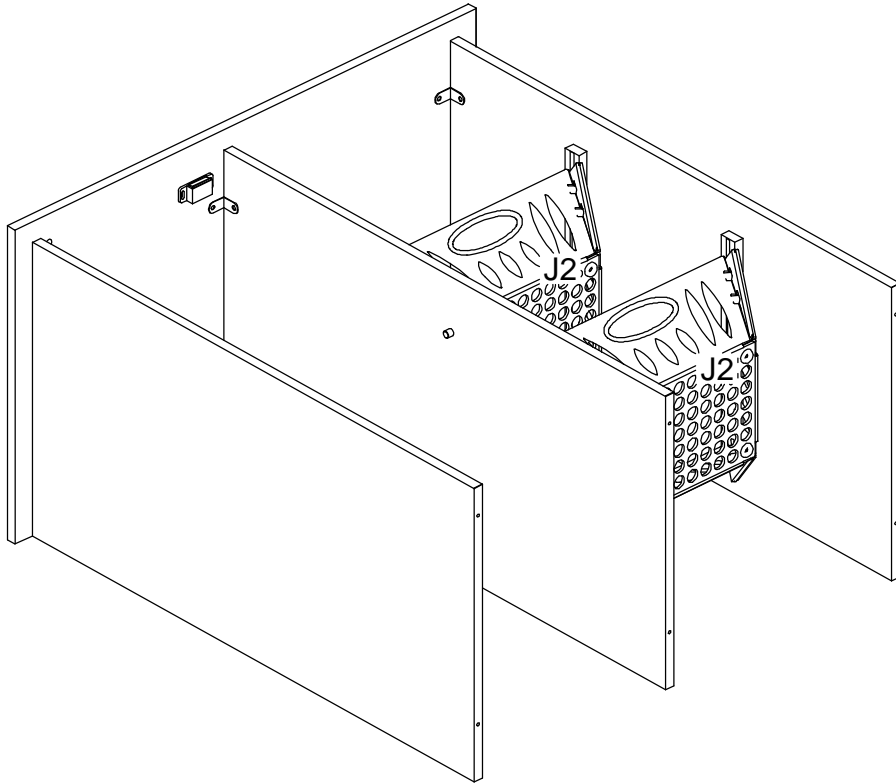
04



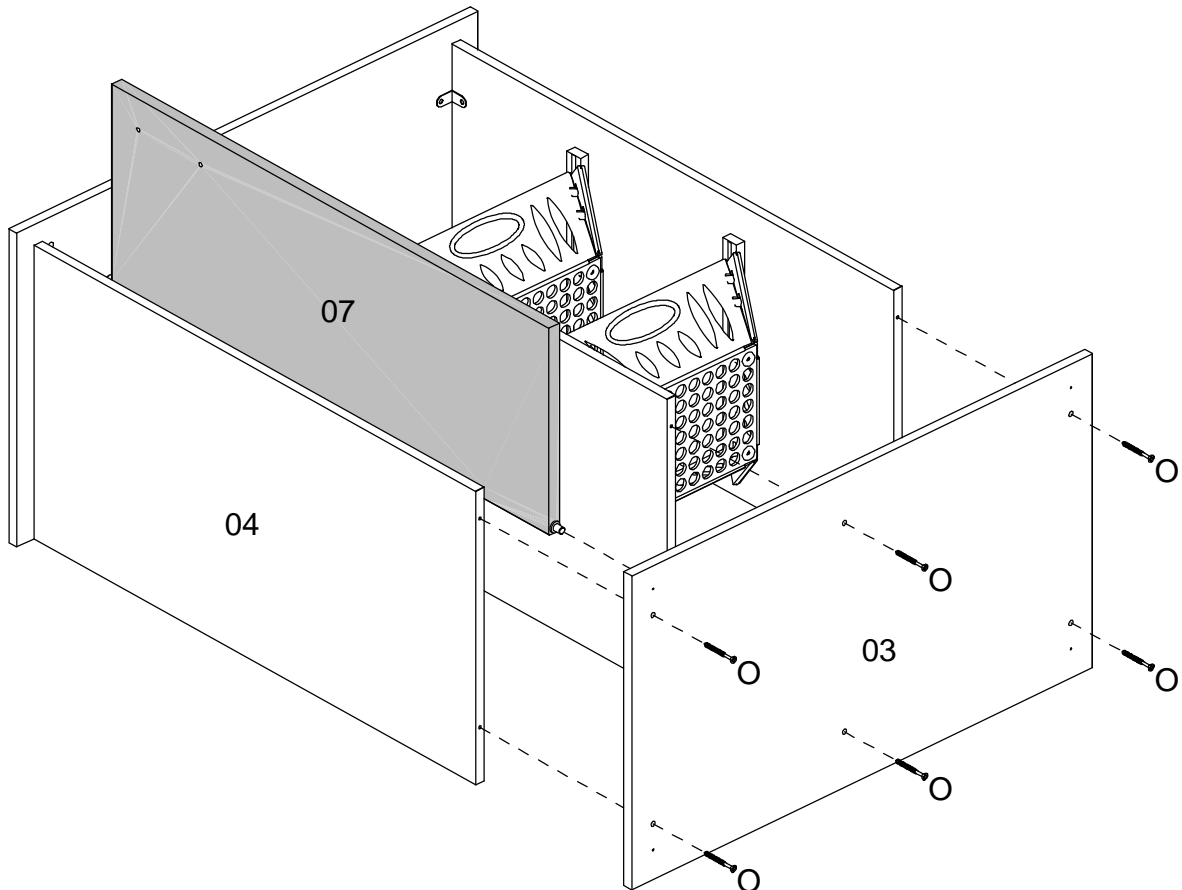
05



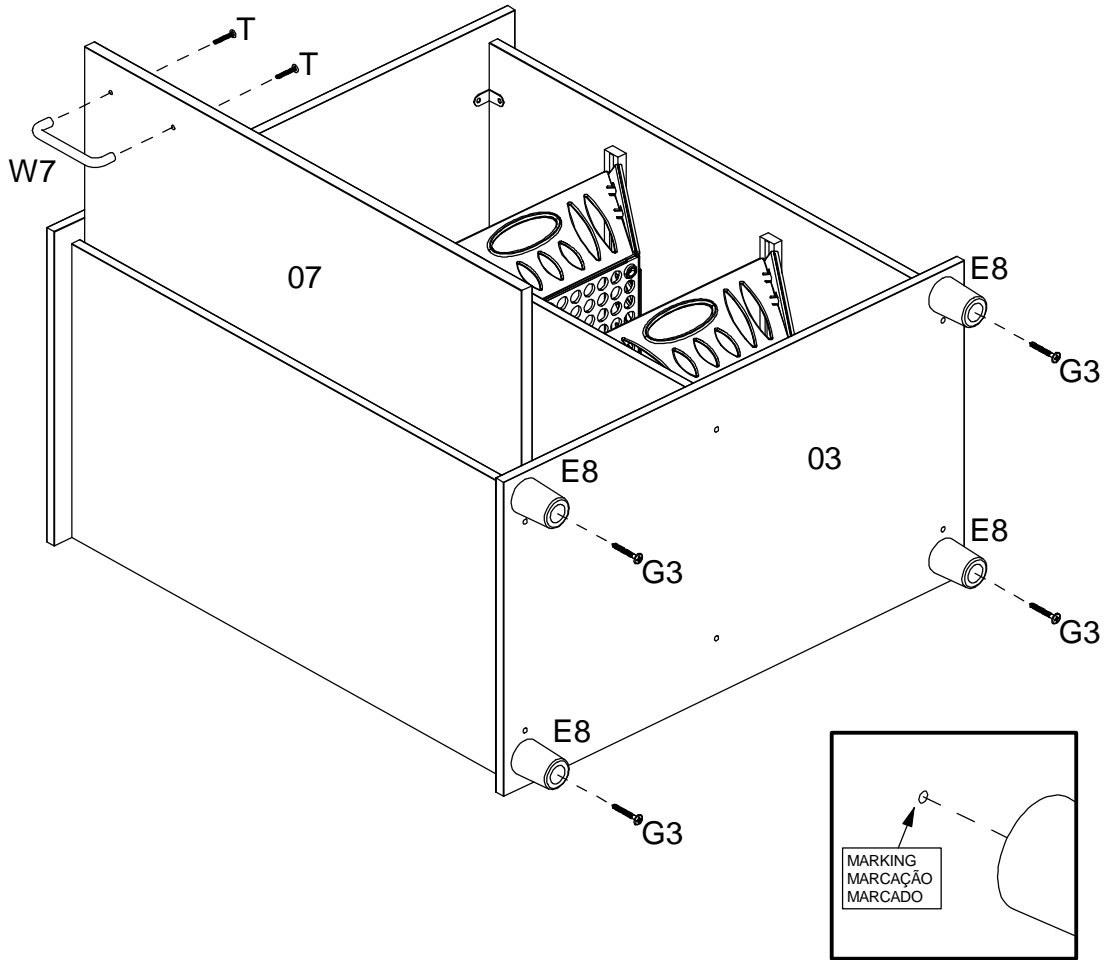
06



07



08



09

