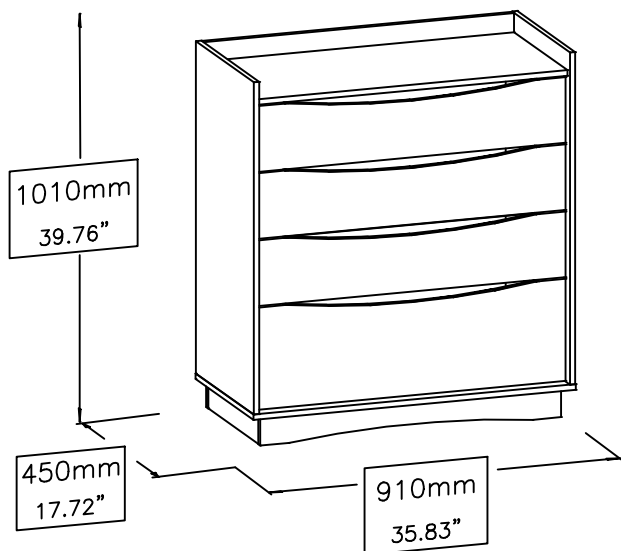
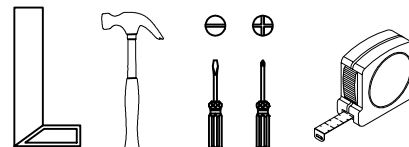
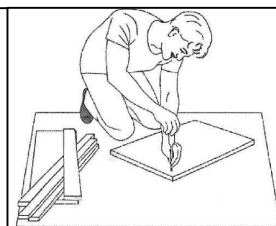


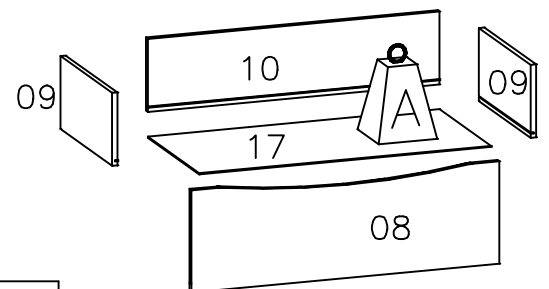
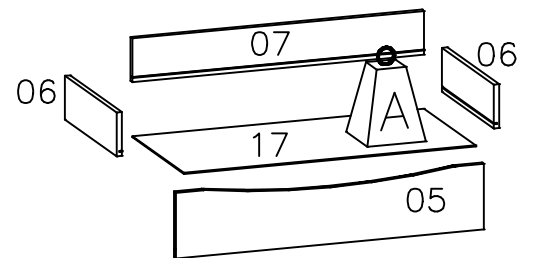
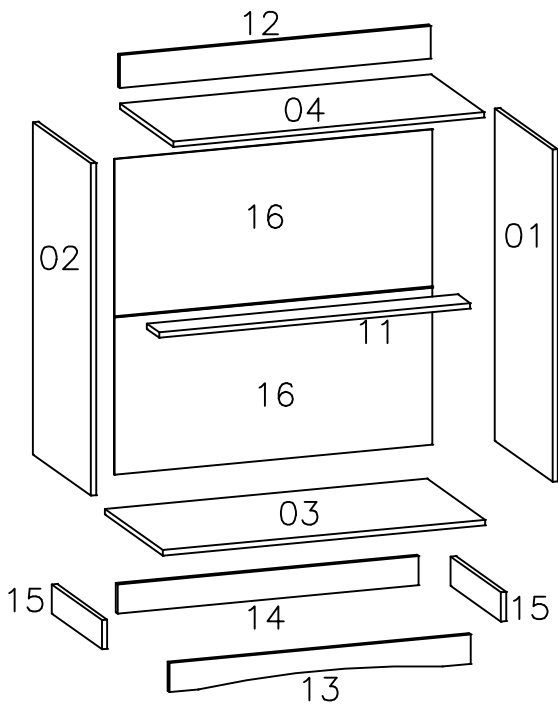
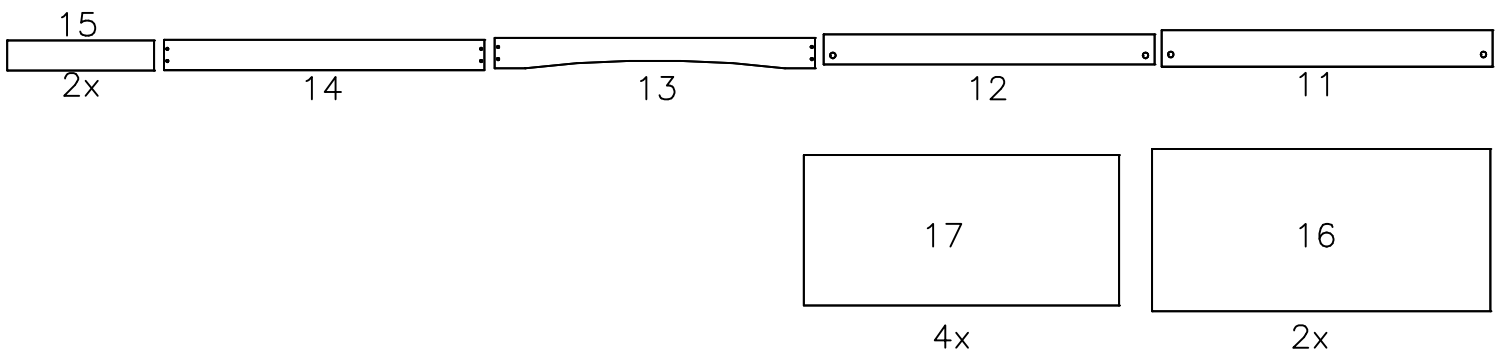
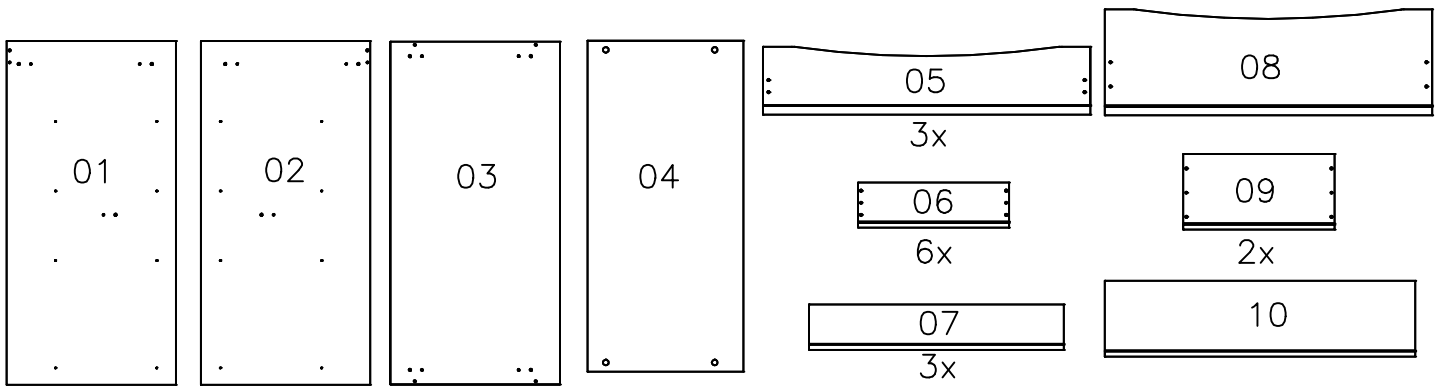
kappesberg

A montagem deve ser efetuada por UMA pessoas.El montaje debe ser efectuado por UNA personaThe assembly must be done by ONE peopleFerramentas necessárias para montar o móvel
Herramientas necesarias para armar el mueble.
Tools needed to assemble the furniture.Montar o móvel sobre uma superfície
limpa e planaArmar el mueble sobre una superficie
limpia y planaAssemble the furniture on a clean and
flat surface

Lista de peças / Lista de piezas / List of pieces

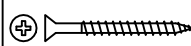
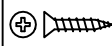

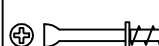




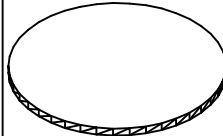









Código Código Code	Descrição	Descripción	Description	Quantidade Cantidad/ Amount	Comprimento Longitud/ Length (mm)	Comprimento Longitud/ Length (in.)	Largura/ Ancho/ Width (mm)	Largura/ Ancho/ Width (in.)	Espessura Espesor/ Thickness (mm)	Espessura Espesor/ Thickness (in.)	Caixa/ Caja/ Box
01	Lateral direita	Lateral derecha	Right side	1	907	35.71"	448	17.64"	15	.59"	A
02	Lateral esquerda	Lateral izquierda	Left side	1	907	35.71"	448	17.64"	15	.59"	A
03	Base	Pieza de suelo	Basis	1	907	35.71"	448	17.64"	15	.59"	A
04	Tampo	Tapa del cajón	Top of drawers	1	875	34.45"	412	16.22"	15	.59"	A
05	Frente de gaveta	Frente de cajón	Front drawer	3	866	34.09"	180	7.09"	15	.59"	A
06	Lateral de gaveta	Lateral de cajón	Side drawer	6	400	15.75"	120	4.72"	15	.59"	A
07	Cabeceira de gaveta	Cabecera de cajón	Back drawer	3	821	32.32"	120	4.72"	15	.59"	A
08	Frente de gavetão	Frente de cajón mayor	Largest drawer front	1	866	34.09"	280	11.02"	15	.59"	A
09	Lateral de gavetão	Lateral de cajón mayor	Larger drawer side	2	400	15.75"	200	7.87"	15	.59"	A
10	Cabeceira de gavetão	Cabecera de cajón mayor	Largest drawer headboard	1	821	32.32"	200	7.87"	15	.59"	A
11	Travessa interna	Travesaño interno	Internal rail	1	875	34.45"	96	3.78"	15	.59"	A
12	Travessa superior	Pieza cruzada superior	Upper crosspiece	1	875	34.45"	90	3.54"	15	.59"	A
13	Rodapé frontal	Zócalo de frente	Frontal baseboard	1	847	33.35"	80	3.15"	15	.59"	A
14	Rodapé traseiro	Zócalo trasero	Back baseboard	1	847	33.35"	80	3.15"	15	.59"	A
15	Rodapé interno	Zócalo interno	Internal baseboard	2	388	15.28"	80	3.15"	15	.59"	A
16	Costas	Pieza del fondo	Back panel	2	895	35.24"	430	16.93"	3	.12"	A
17	Fundo de gaveta	Fondo de cajón	Bottom drawer	4	834	32.83"	398	15.67"	3	.12"	A

IDENTIFICAÇÃO DAS PEÇAS / IDENTIFICACIÓN DE LAS PIEZAS / PARTS IDENTIFICATION




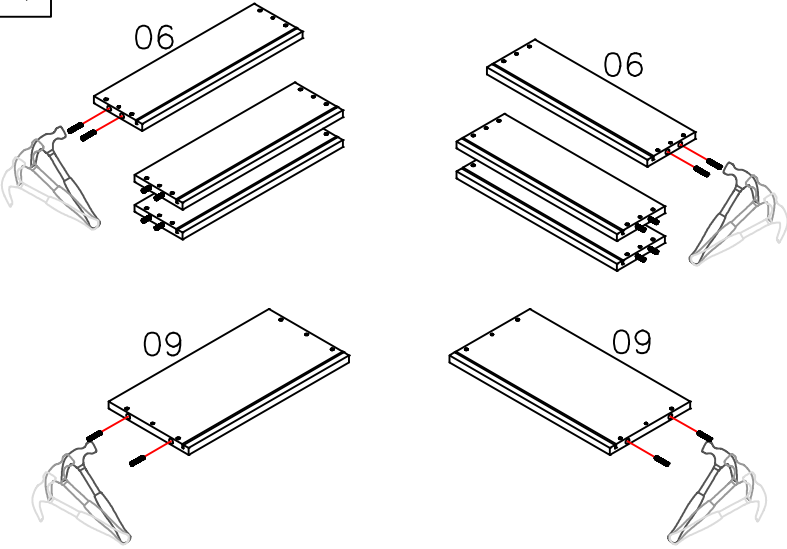
	Kg	lb
A	6	13.23lb

IDENTIFICAÇÃO DOS ACESSÓRIOS / IDENTIFICACIÓN DE ACCESORIOS / IDENTIFICATION OF ACCESSORIES

Ferragem / Herrajes / Hardware				
	Código/ Código/ Code	Descrição / Descripción / Description	Quan. / Cant. / Amou.	
PC8	226	 Parafuso/ Tornillo/ Screw 4x40	16	
PC5	5256	 Parafuso/ Tornillo/ Screw 4X20	16	
PC3	4214	 Parafuso/ Tornillo/ Screw 3,5X14	108	
PM	30945	 Parafuso Minifix/ Tornillo/Connecti ng Bolt	8	
TM	30950	 Tambor Minifix/Cilindro/ Minifix Cam	8	
C1	1802	 Cavilha/Tarugo/ Dowel 6x30mm	56	
PR1	107	 Prego/Clavo/Nai l 10x10	35	
PR2	108	 Prego/Clavo/Nail 12x12	4	
TP1	BR=45292 (New White) NG=63103 (Nogueira) NO=44741 (Nagal) JA=44674 (Jacaranda) CN=81770 (Canela)	 Tapa furo/Tapa del agujero/Screw cap cover 19mm	2	
SD	1901	 Sapata deslizadora preta/Zapata negra/Shoe black	4	
CG	899	 Cantoneira/Cantón /Angle bracket	15	
PH	7325	 Perfil H/Perfil de acabado/Finishing profile	1	
S5	18458	 Suporte triangular preto/Soporte triangular negro/Black triangular support	16	
TT14	64831	 Trilho telescópico light/Corredera de metal/Metal slide 350mm	4	
	TT14A	 Instalação nos painéis/ deslizante sobre paneles/Sliding installation on panels	0	
	TT14B	 Corrediça da gaveta/Drawer slide/Corredera de cajón	0	
EM	58	 Etiqueta marca/Tag label "Kappesberg"	1	
CB	41	 Cola branca em bispnaga/Cola blanca/White glue (10g)	1	

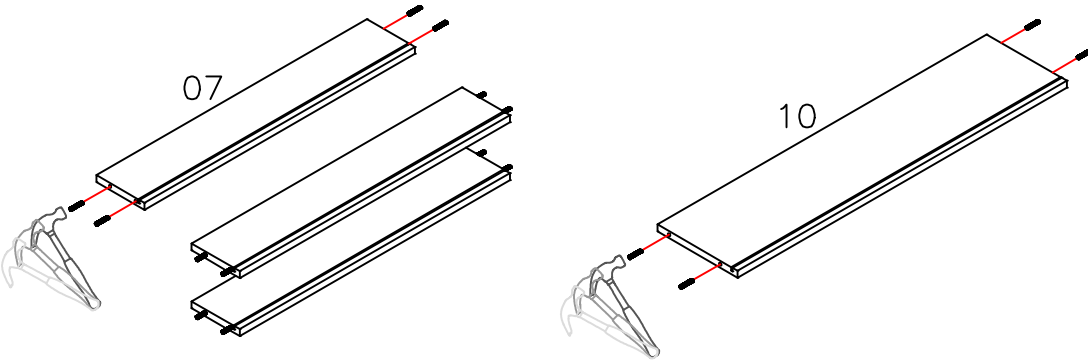
01

c1		16
----	---	----

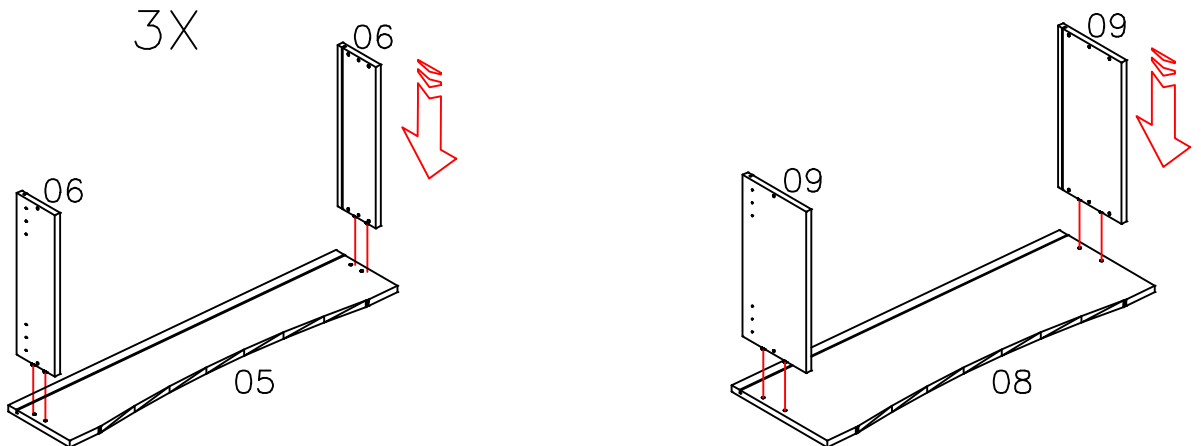


02

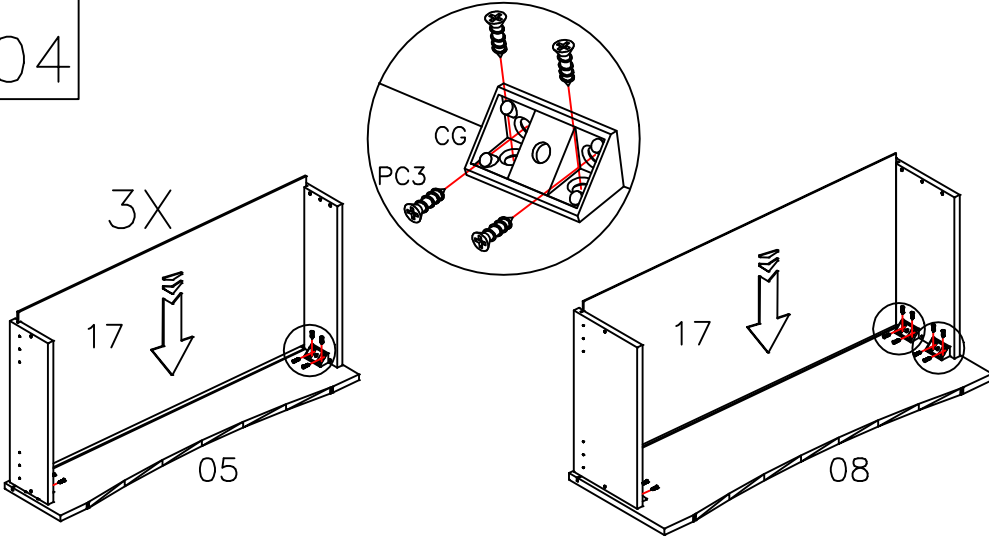
c1		16
----	---	----



03

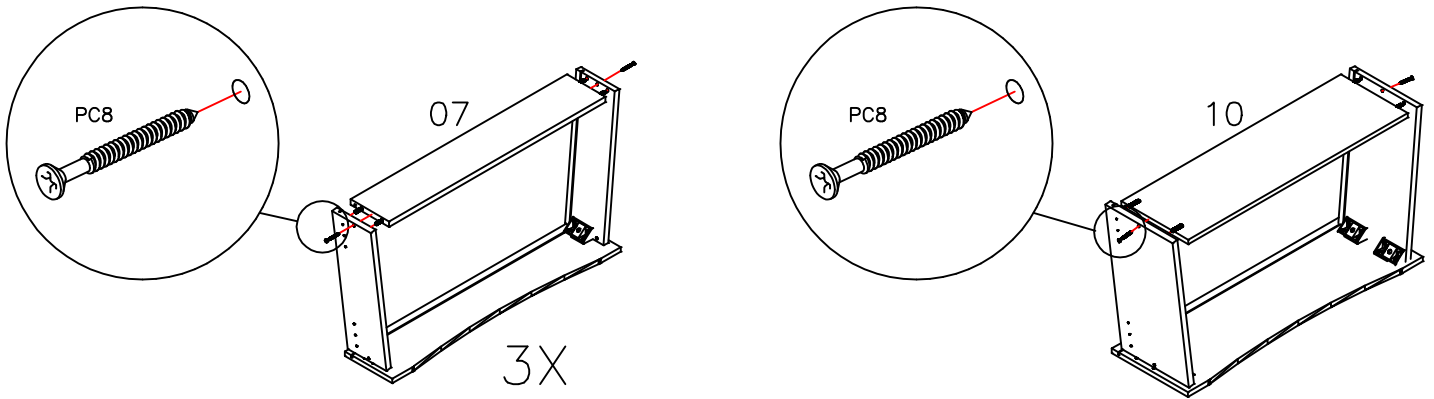


04



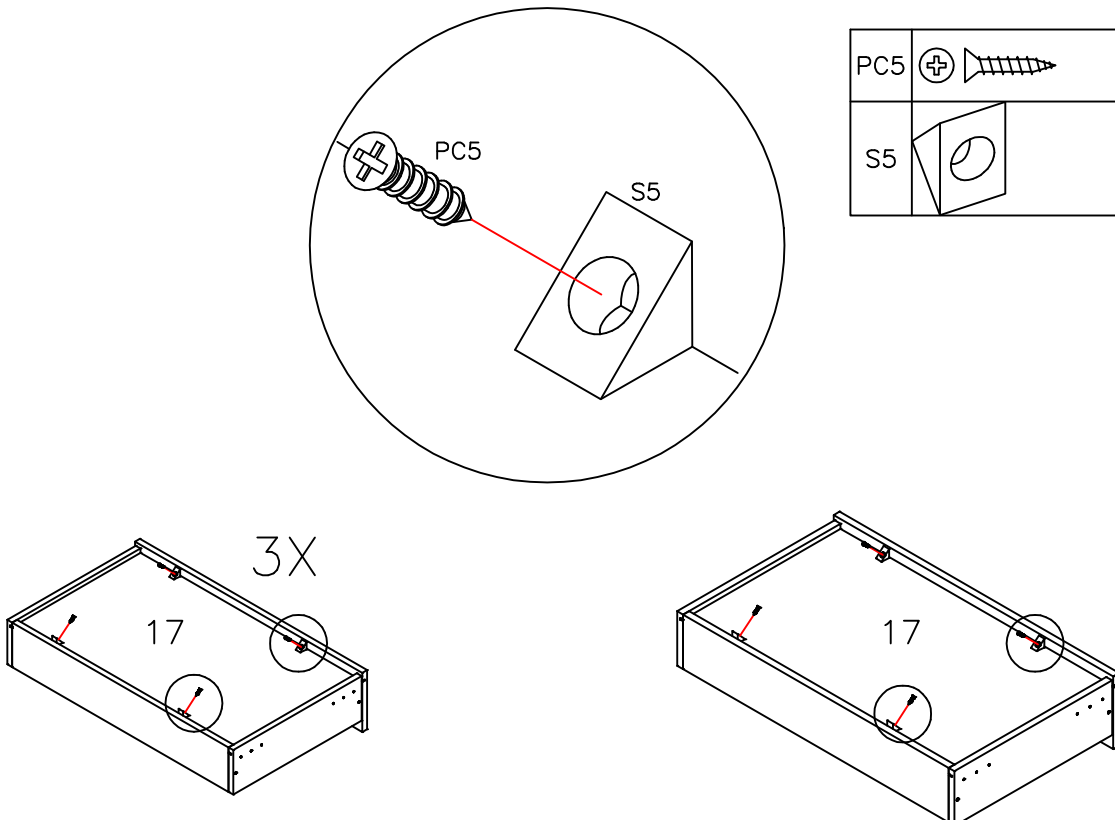
PC3		40
CG		10

05





PC8		8
-----	--	---

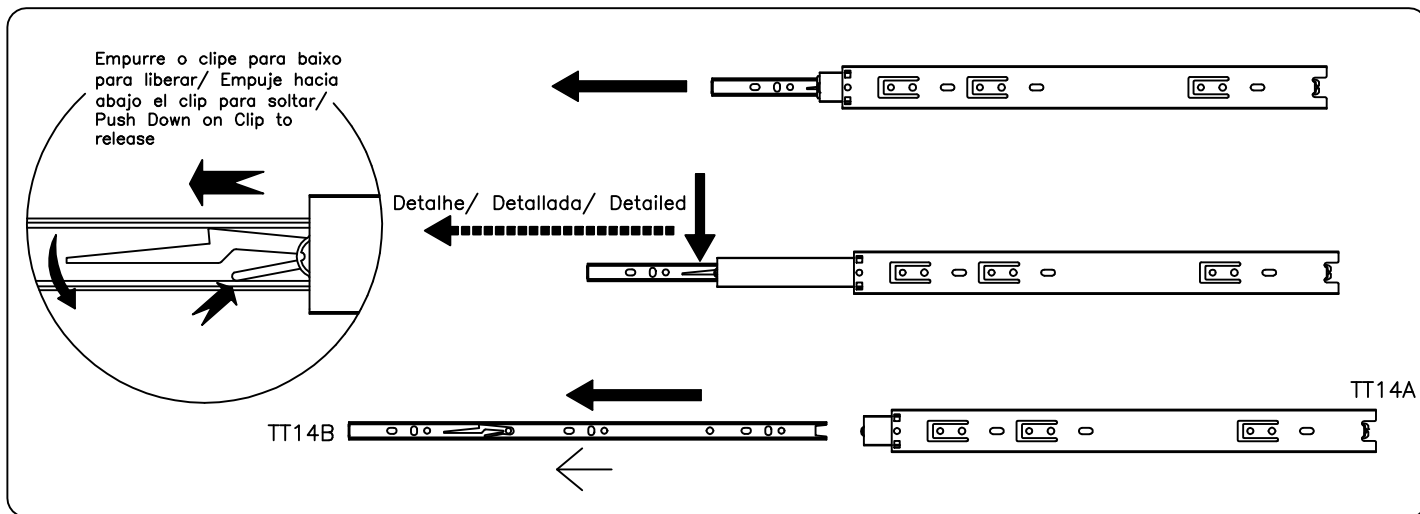
06



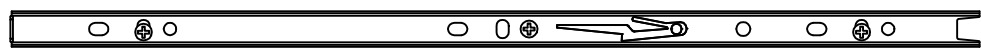
PC5		16
S5		16

07

TT14B		8
PC3		24



Frente
Delantera
Front



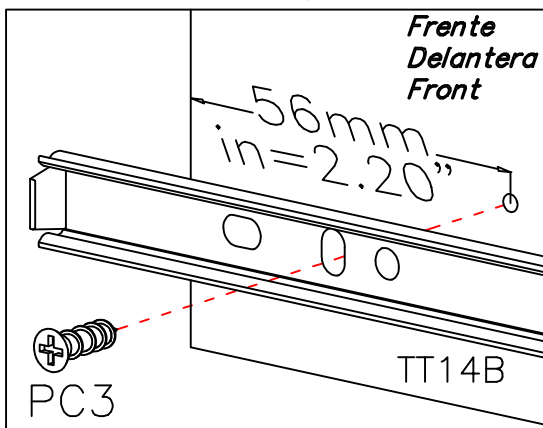
Atrás
Espalda
Back

1° 1ST

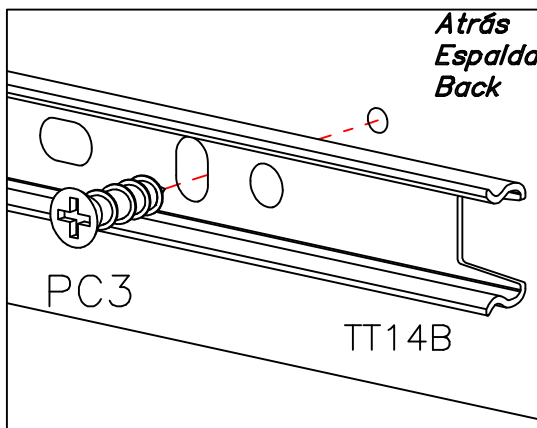
3° 3RD

2° 2ND

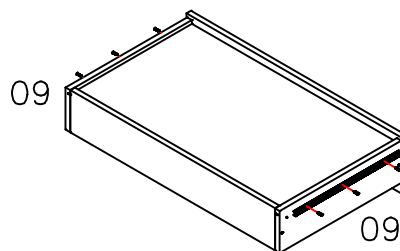
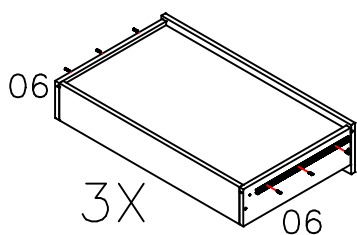
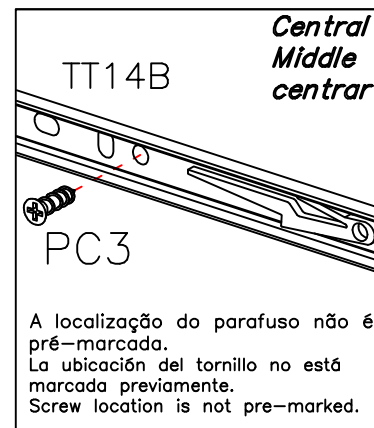
! 1°/ 1ST



! 2°/ 2ND

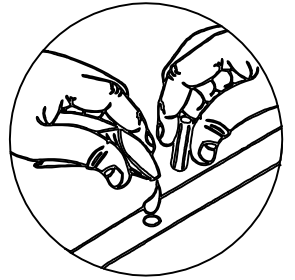
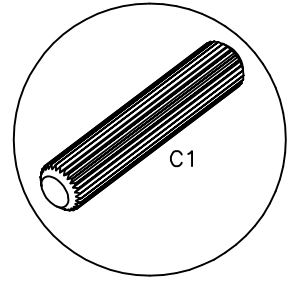
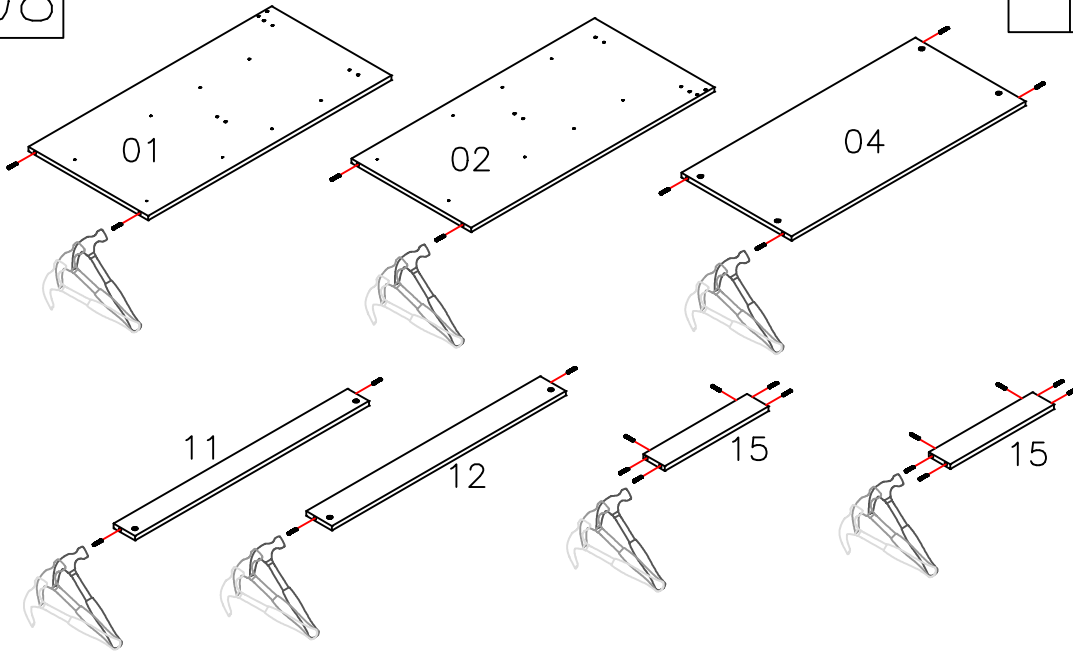


! 3°/ 3RD

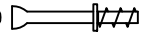


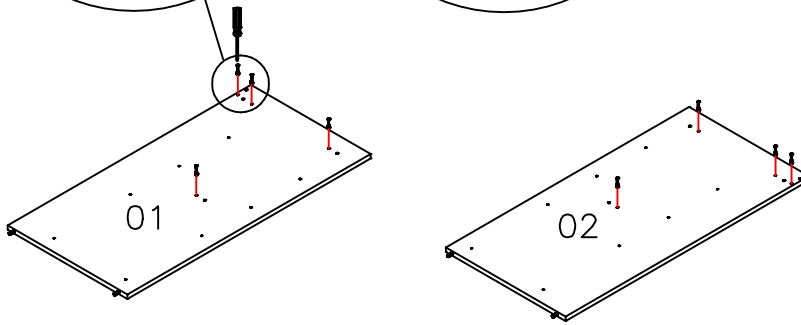
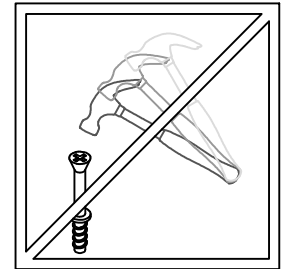
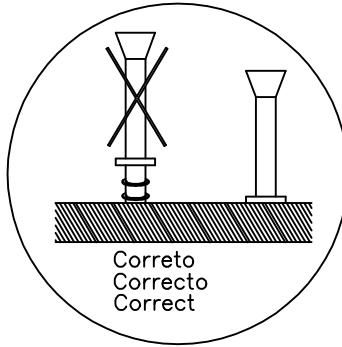
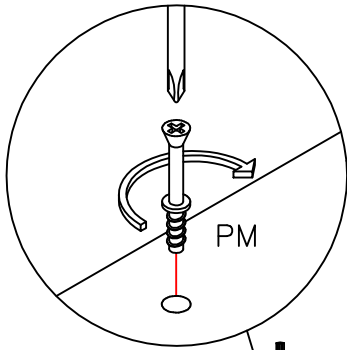
08

C1		24
----	---	----





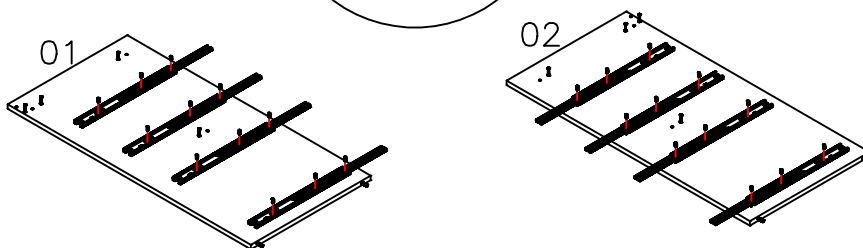
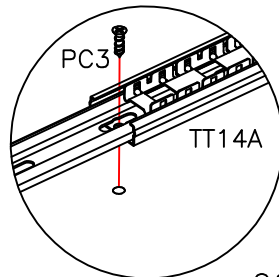
09

PM		8
----	--	---

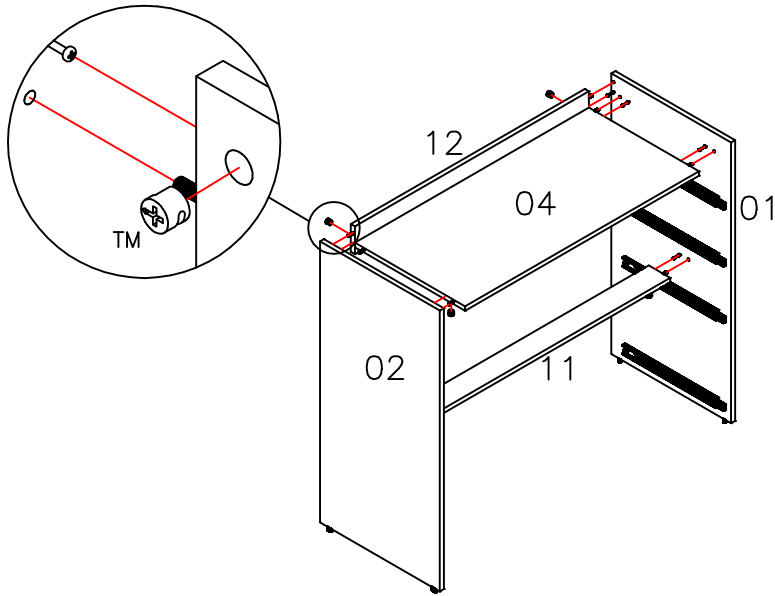


10

TT14A		8
PC3		24

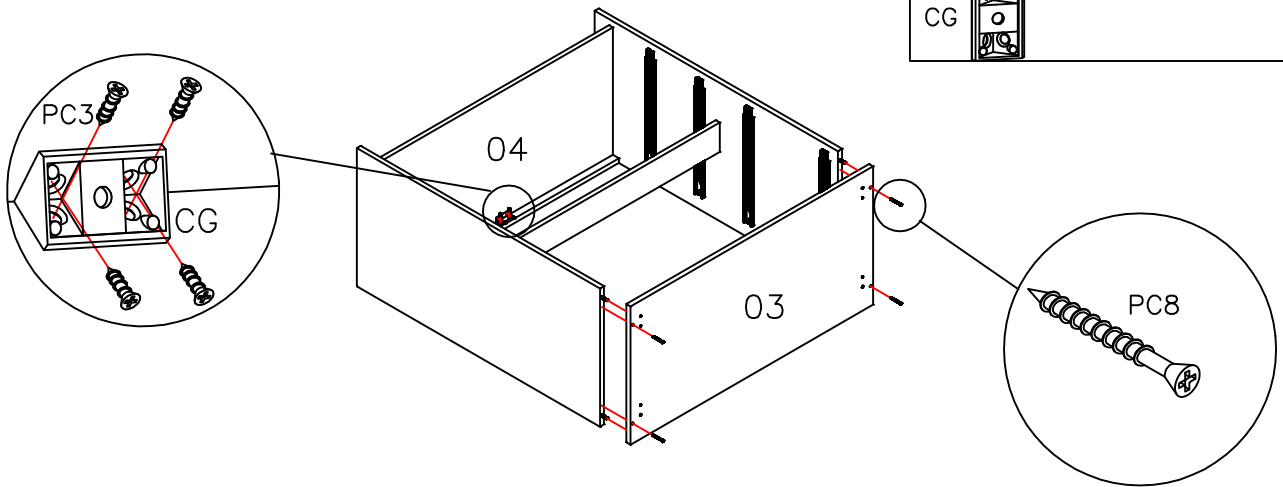


11



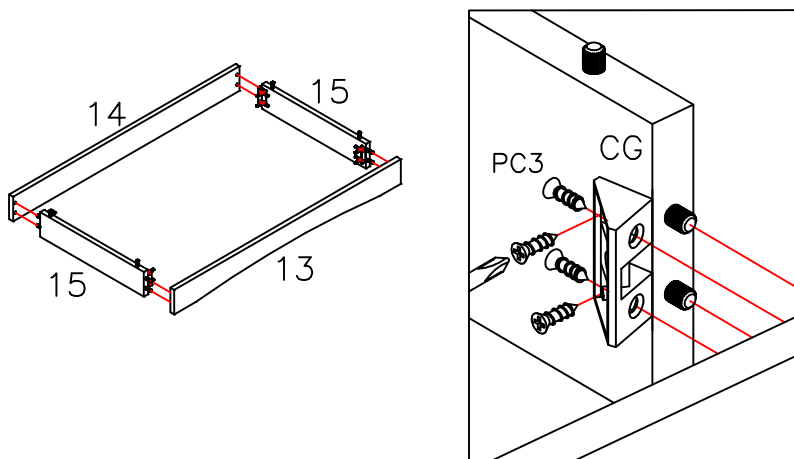
TM		8
TP1		2

12




PC8		4
PC3		4
CG		1

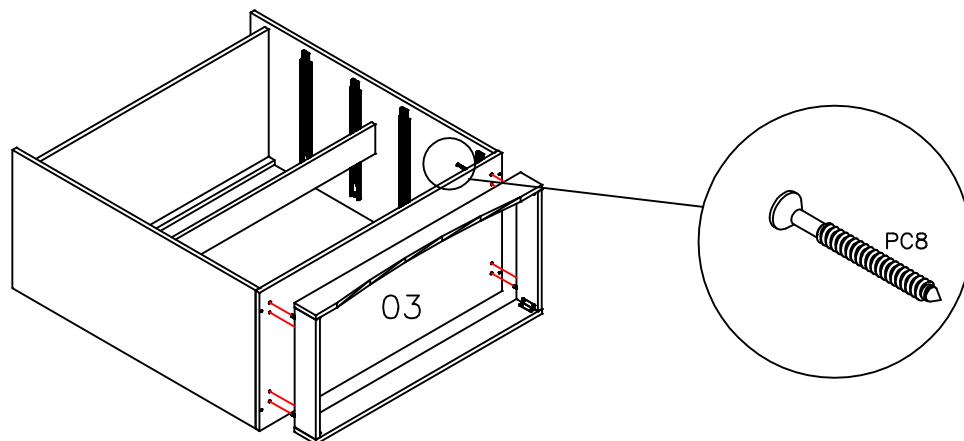
13



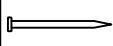
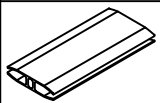
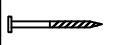
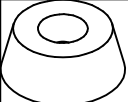
PC3		16
CG		4

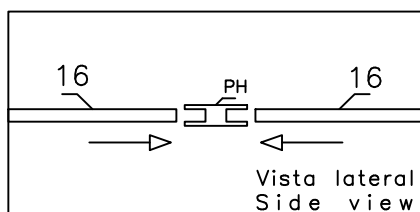
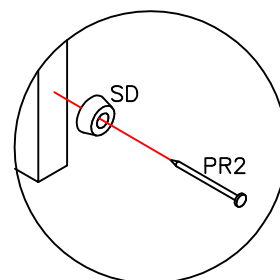
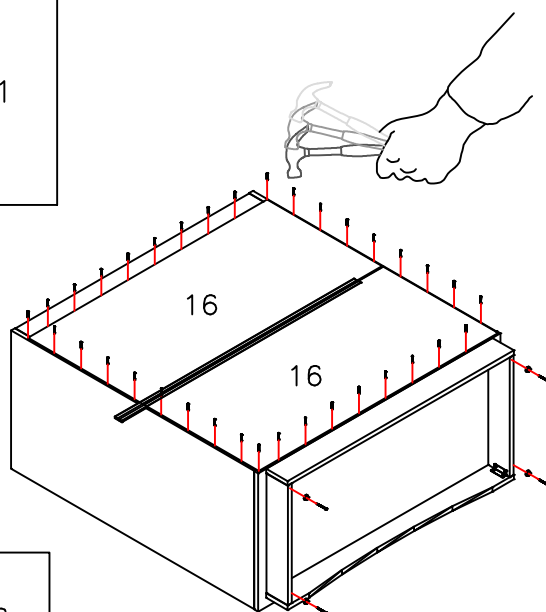
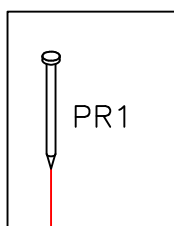
14

PC8		4
-----	---	---

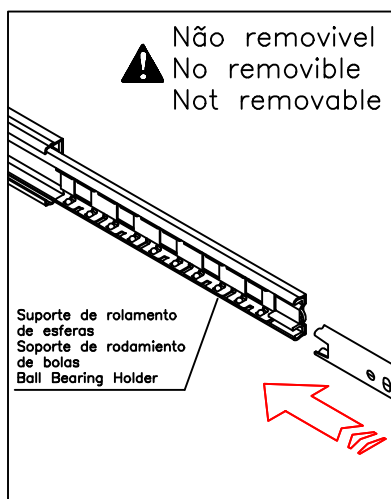
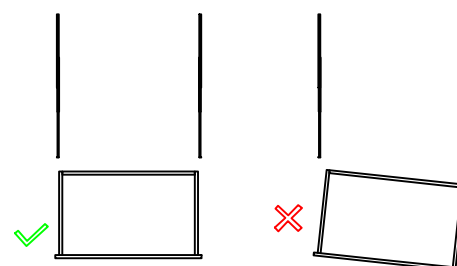
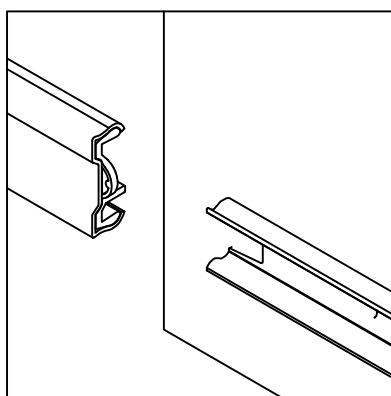
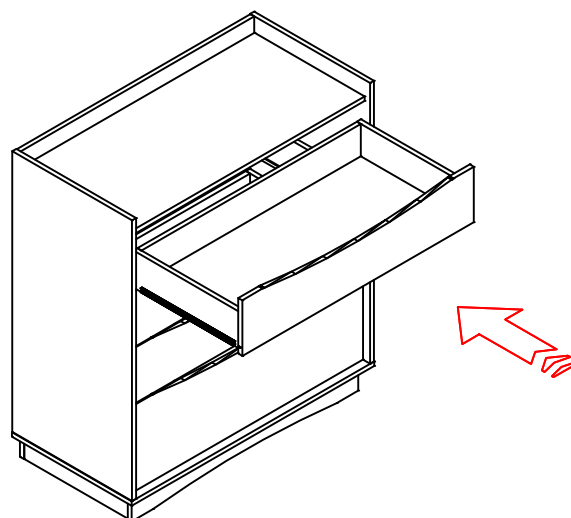
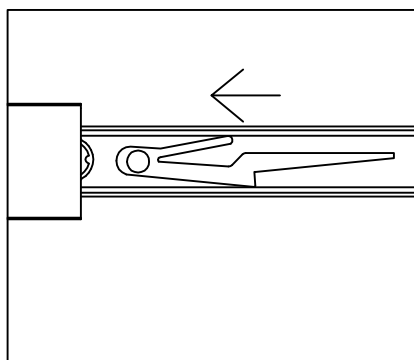
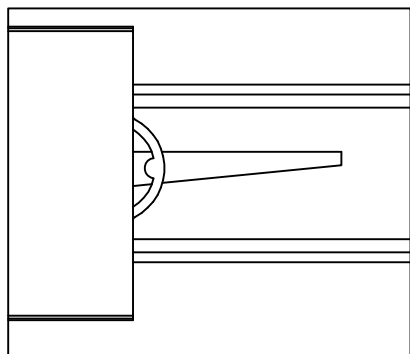


15

PR1		35
PH		1
PR2		4
SD		4



16

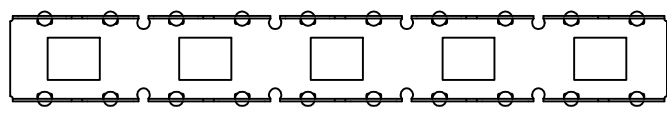


⚠ Não removível
⚠ No removable
⚠ Not removable

Para que a corrediça telescópica funcione corretamente, é extremamente importante que o suporte do rolamento de esferas (no Diagrama) seja puxado para frente na seção em que se encontra. Desta forma, a gaveta deslizará corretamente para o lugar.

Para que la guía telescópica funcione correctamente, es extremadamente importante que el soporte del rodamiento de bolas (en el diagrama) se tire hacia adelante en la sección que se encuentra. De esta manera, el cajón se deslizará correctamente en su lugar.

For the Telescopic slide to work properly, is the extremely important that the Ball Bearing holder (in Diagram) is pulled forward in the section it is found. This way the drawer will properly slide into place.



⚠ Ilustração da peça
⚠ Ilustración de pieza
⚠ Piece illustration