

CM-8026

Instruções de Montagem Assembly Instructions Instrucciones de Armado

Acesse Vídeos de Montagens
Access Mounting Videos
Acceder a los Vídeos de Montaje
www.tecnomobili.ind.br

tecnomobili

Estrada RSC 453, Km s/n° | Garibaldi | RS
CEP: 95720-000 | Fone / Fax: 54.3464.2050
sac@moveisvideira.com.br

Notas Especiais:

01 -Examine completamente todas as peças do móvel antes de começar o trabalho.

02 -Recomenda-se montar o móvel conforme este Manual de Montagem.

03 -É de responsabilidade do montador seguir as instruções do Manual de Montagem, que são fundamentais para garantir a estrutura do móvel.

04 -Para limpeza, utilizar somente pano úmido e sabão neutro.

Special notes:

01 -Check all parts of the unit thoroughly before starting work.

02 -It is recommended to assemble the furniture according to this Installation Manual.

03 -It is the responsibility of the assembler to follow the instructions in the Assembly Manual, which are essential to ensure the structure of the furniture.

04 -For cleaning use only damp cloth and neutral soap.

Notas especiales:

01 -Examine completamente todas las piezas del mueble antes de iniciar el trabajo.

02 -Se recomienda montar el mueble conforme el Manual de Ensamblaje.

03 -Es de responsabilidad del montador seguir las instrucciones del Manual de Ensamblaje, que son fundamentales para garantizar la estructura del mueble.

04 -Para limpieza solamente usar trapo húmedo y jabón neutro.

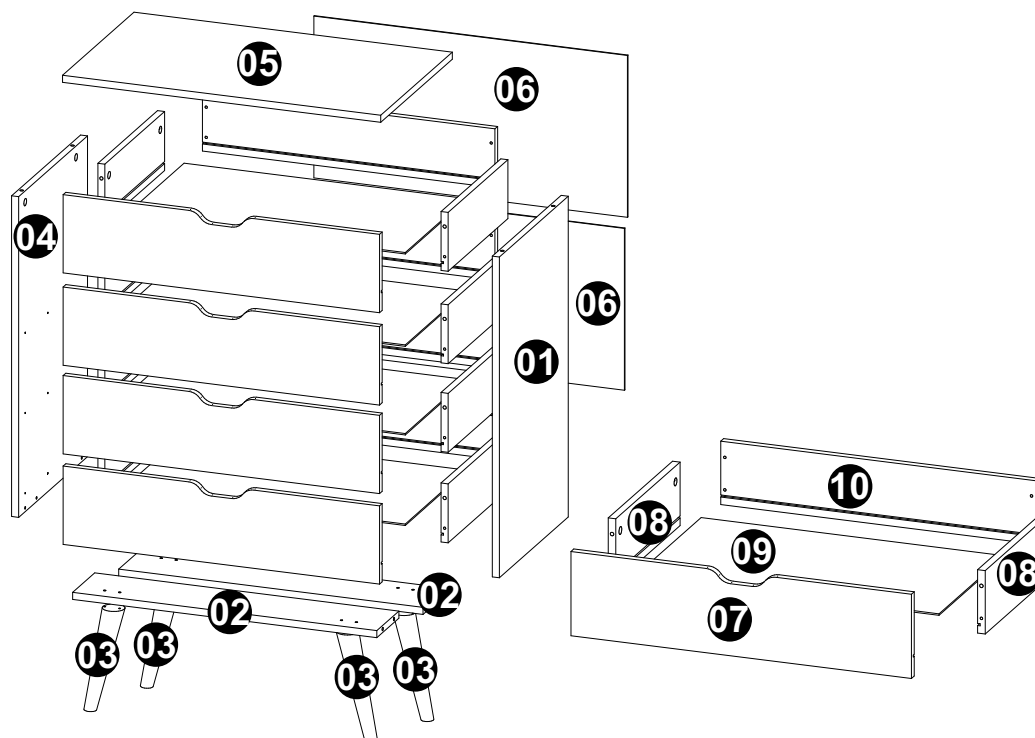
Guarante certificate:

The guarantee of products manufactured by Móveis Videira LTDA covers any defects / manufacturing defects, within the period established by the Consumer Protection Code, in its Article 26, II, which provides for a legal guarantee of ninety (90) days.



Lista de Peças / List of pieces / Lista de piezas

Cód	DESCRIÇÃO	DESCRIPTION	DESCRIPCIÓN	QTD	RAW MATERIAL	DIMENSION	CÓD
01	Lateral Direita	Right Side	Lateral Derecha	1	MDP 15mm	680x390x15mm	318026
02	Travessa Base	Base	Base	2	MDP 15mm	650x125x15mm	608026
03	Pé	Foot	Pie	4	Madeira Eucalipto	230x45x45mm	
04	Lateral Esquerda	Left Side	Lateral Izquierda	1	MDP 15mm	680x390x15mm	308026
05	Tampo	Top	Tapa	1	MDP 15mm	680x405x15mm	708026
06	Costa	Back	Costa	2	MDP 03mm	670x343x03mm	408026
07	Frente Gaveta	Drawer Front	Delante de Cajón	4	MDP 15mm	676x166x15mm	98026
08	Lateral Gaveta	Drawer Side	Lateral de Cajón	8	MDP 15mm	338x125x15mm	328026
09	Fundo Gaveta	Drawer Botton	Fondo de Cajón	4	MDP 03mm	625x338x03mm	418026
10	Costa Gaveta	Drawer Back	Costa de Cajón	4	MDP 15mm	625x125x15mm	428026



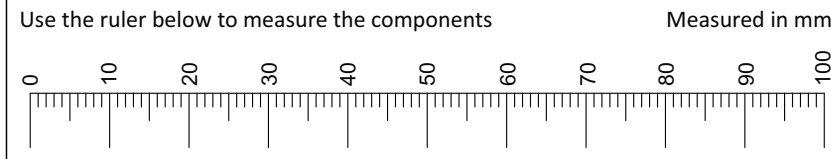
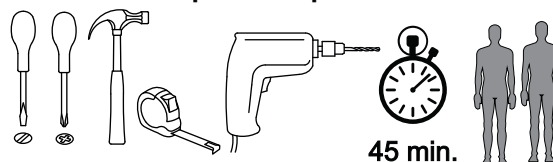
TAMANHO REAL - TAMAÑO VERDADERO - REAL SIZE

REF	DESCRIÇÃO	QTD	CÓD
A	Parafuso 3,5 x 14mm CC	16	3639
B	Cavilha 5 x 30mm	16	3880
C	Parafuso 5,0 x 35 CF	08	2263

ILUSTRAÇÃO - ILUSTRACION - ILLUSTRATION

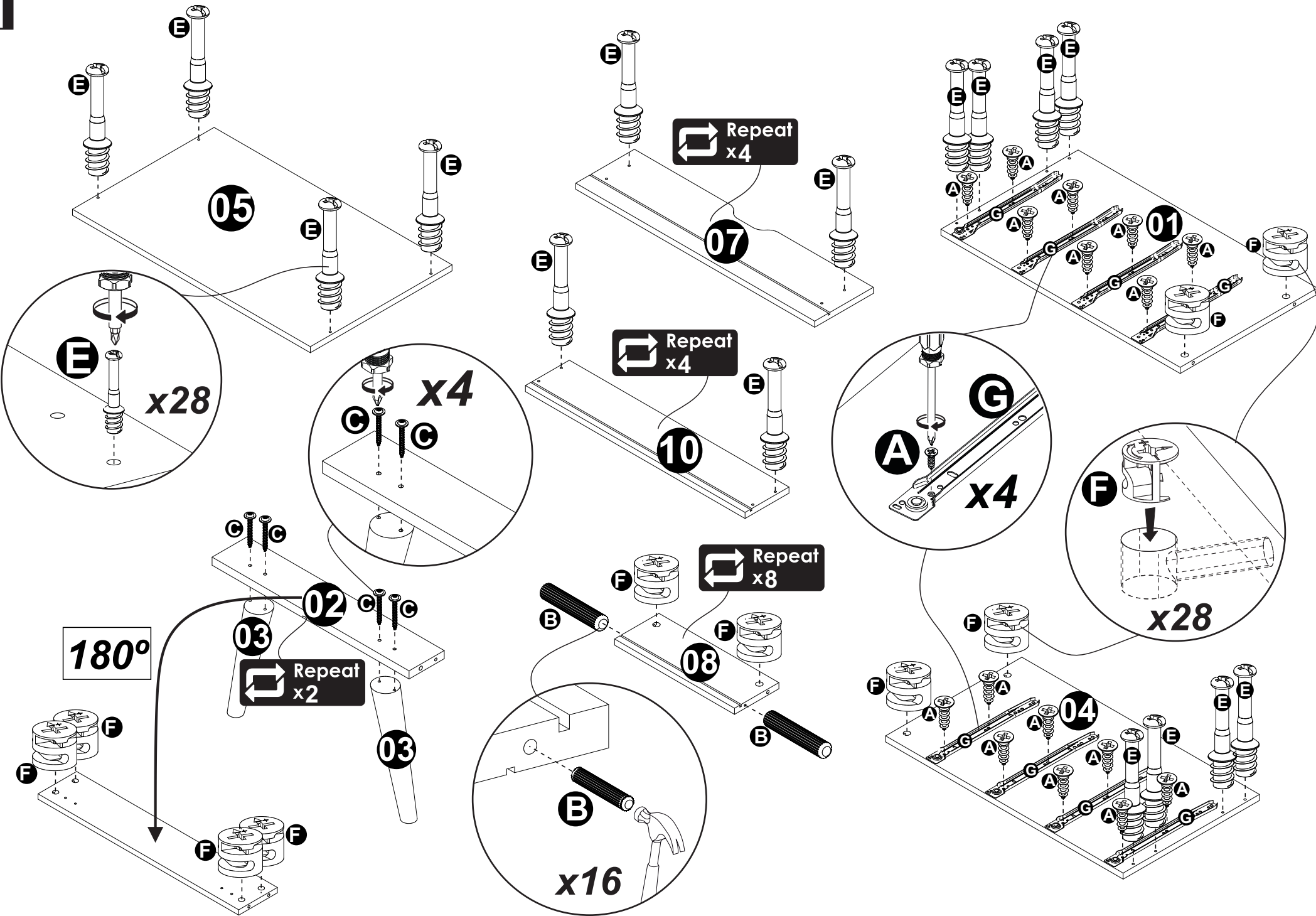
REF	DESCRIÇÃO	QTD	CÓD
D	Parafuso 3,5 x 14 CF	16	3759
E	34 x 7mm Parafuso Minifix	28	3771
F	15 x 12mm Tambor Minifix	28	9516
G	Corrediça 350mm	04	
H	22x3mm Pregos 10 x 10mm	24	3051

Ferramentas | Tools | Herramientas

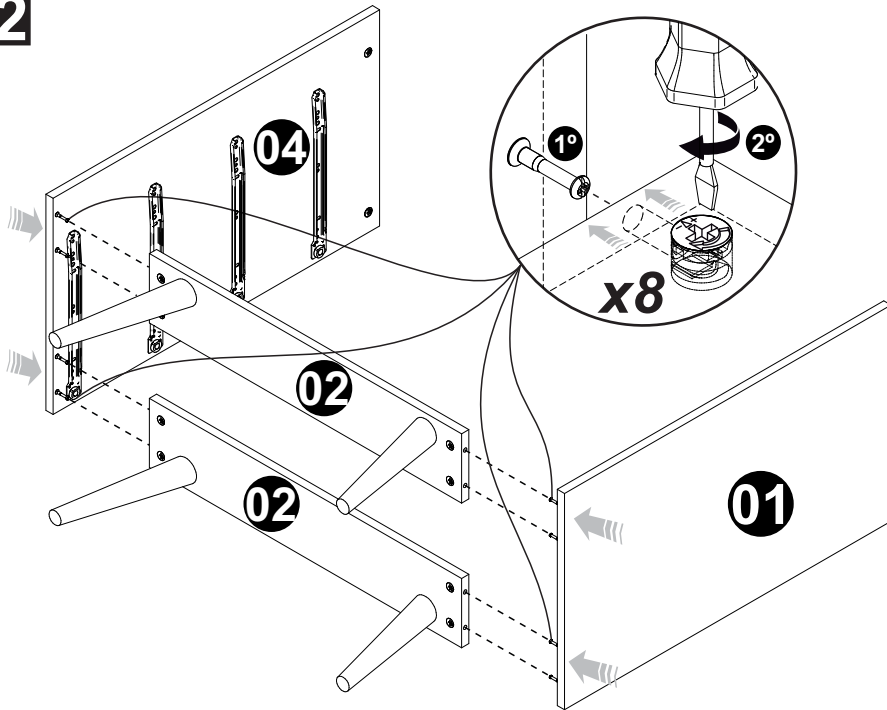


Revisão: 03
Data: 09/09/2024

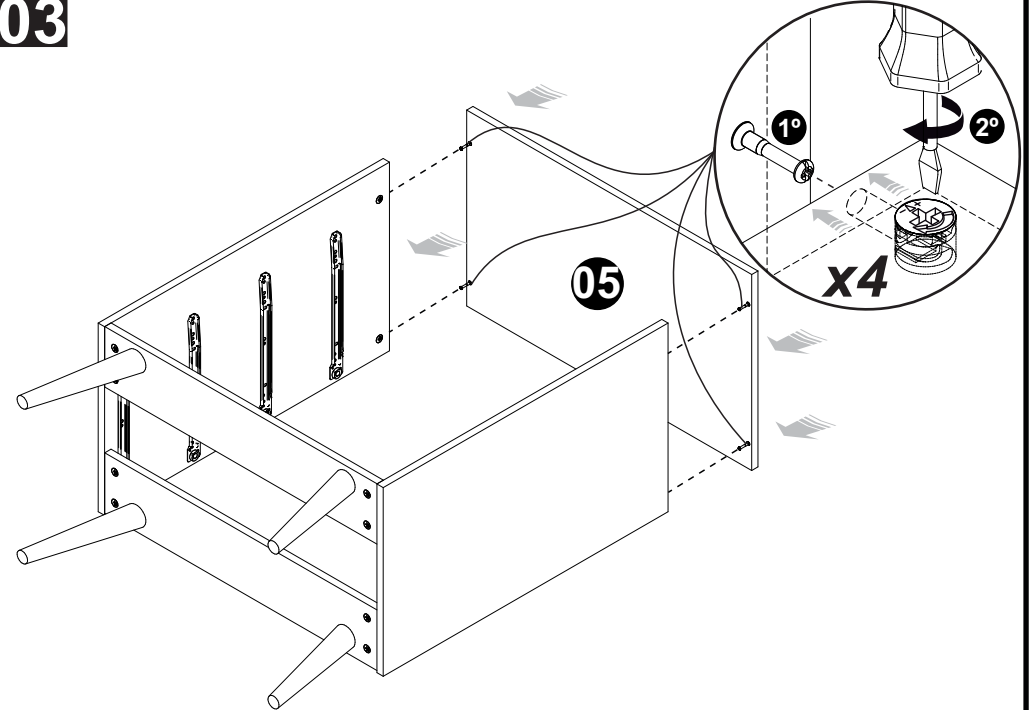
1



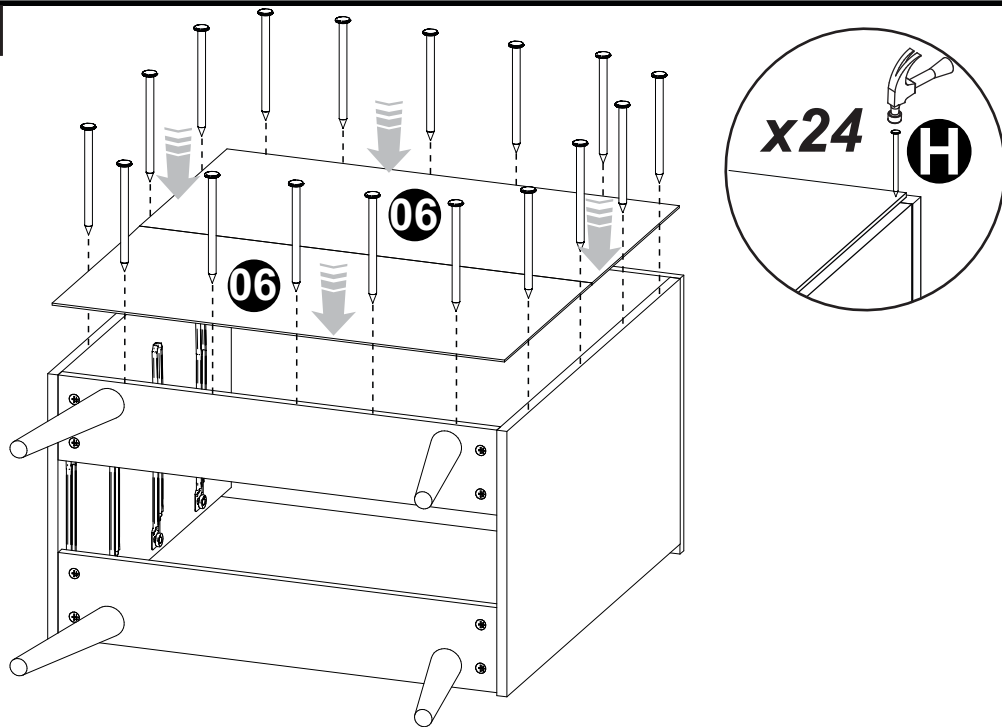
02



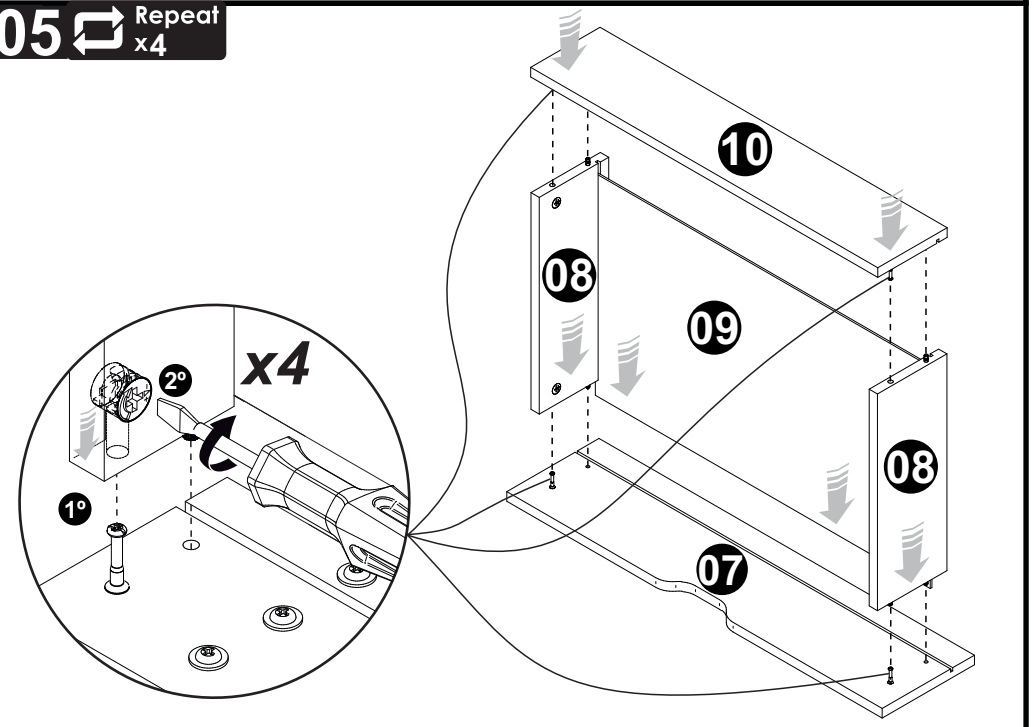
03



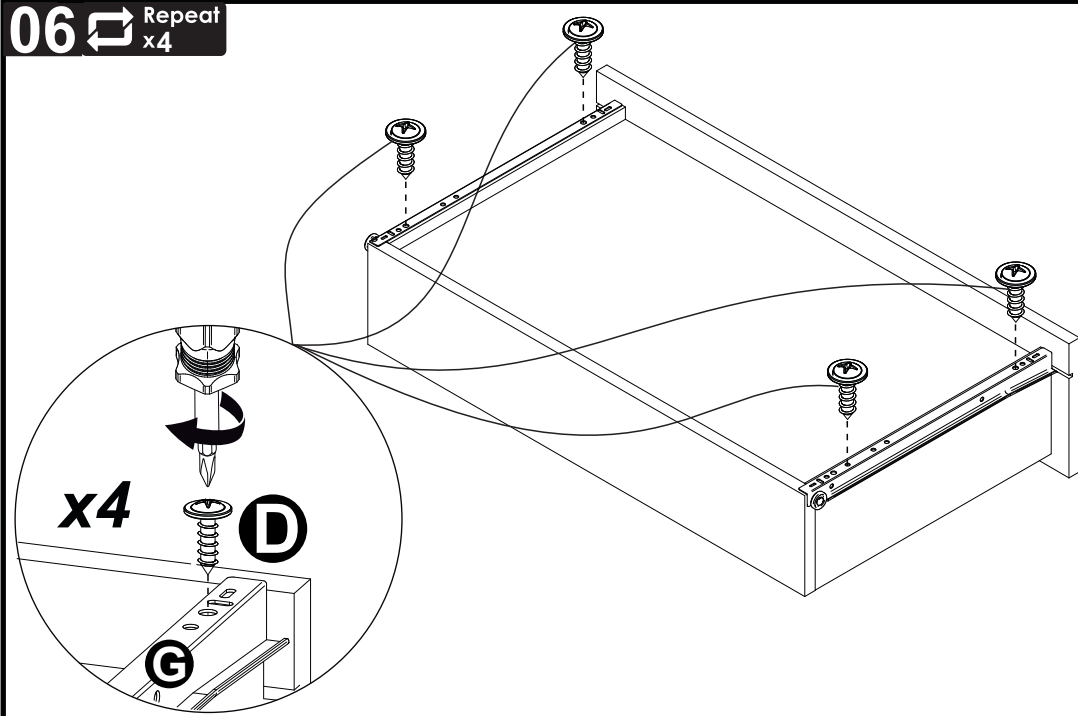
04



05 Repeat x4



06 Repeat
x4



07

