

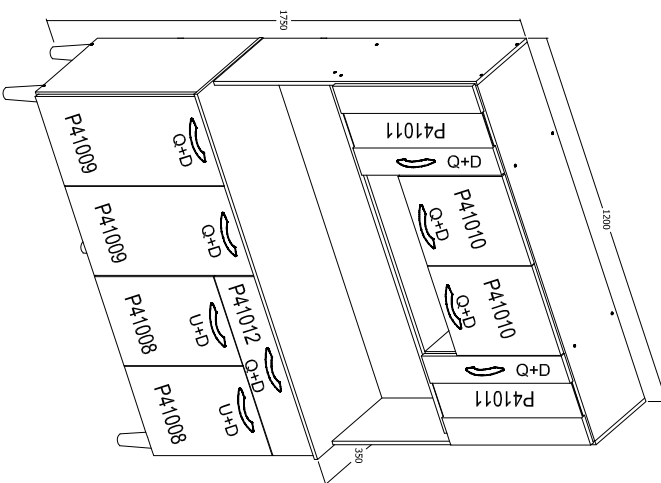


POQUEIMA - Ind. e Com. de Móveis Ltda. Rua Jururu, 1400 - Fone/fax (43) 3303-3249
Parque Industrial III - CEP 83703-070 - Arapongas PR - assistencia@poqueima.com.br

PROJETO: KIT CORAL 8P 1G

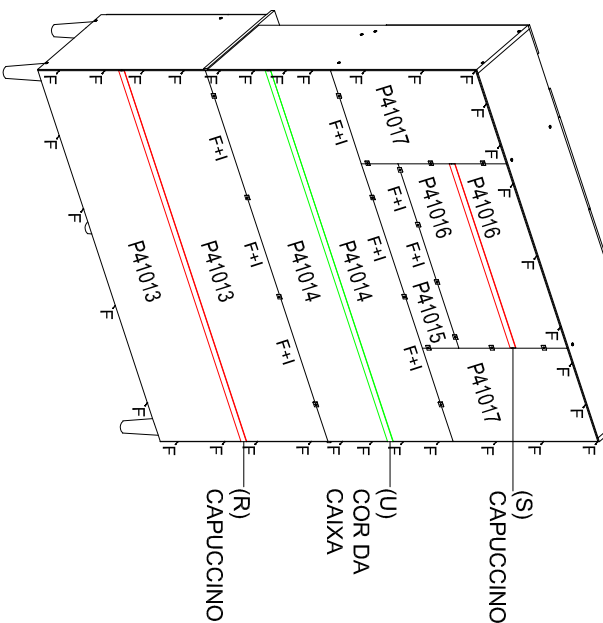
CÓDIGO: A559

ASPECTO FINAL



6º PASSO - PREGAR OS FUNDOS

STEP - NAIL THE BACK

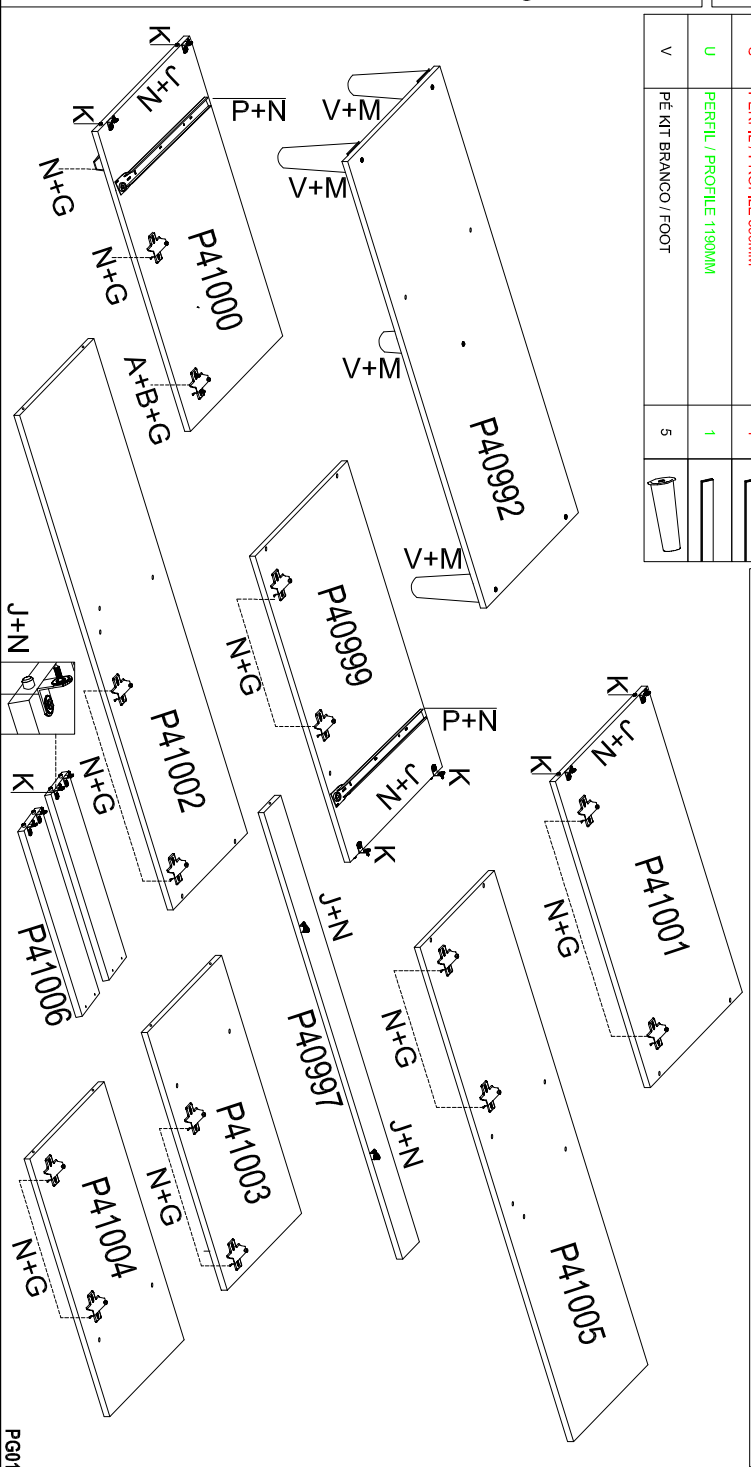


LISTA DE ACESSÓRIOS / LIST OF ACCESSORIES

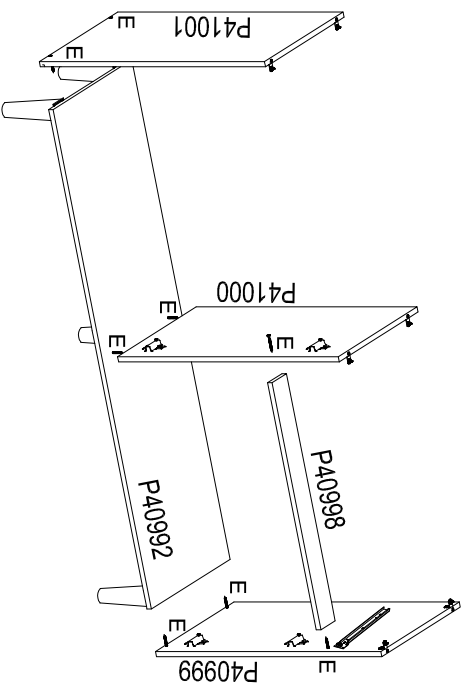
Item	Description	Quantity	Image
A	PARAFUSO / SCREW MAX25MM	2	
B	PORCA / NUT M4	2	
C	COLA / GLUE	1	
D	PARAFUSO / SCREW 3,5X25MM	18	
E	PARAFUSO / SCREW 4,0X30MM	36	
F	PREGO / NAIL Ø8X30MM	120	
G	CALÇO / PLATE HINGE	16	
H	DOBRADEÇA / METAL HINGE	16	
I	UNIÃO DE FUNDO / UNION BACK	28	
J	CANTONEIRA / METAL CONNECTION	12	
K	CAVILHA / PLUG 6X30MM	10	
L	LOGOMARCA / TAG	1	
M	PARAFUSO / SCREW 4,5X40MM	5	
N	PARAFUSO / SCREW 3,5X12MM	106	
P	CORREDEÇA / METAL SLIDE 300MM	1	
Q	PUXADOR ALÇA / HANDLE 96MM	9	
R	PERFIL / PROFILE 1190MM	1	
S	PERFIL / PROFILE 690MM	1	
U	PERFIL / PROFILE 1190MM	1	
V	PÉ KIT BRANCO / FOOT	5	

P0	NOME DA PEÇA / NAME OF PARTS	DIMENSÕES	QTD.
P40992	BASE / BASE	1166 X 330 X 15MM	1
P40993	TAMPO / TOP	1200 X 350 X 15MM	1
P40994	BASE INTERMEDIÁRIA / INTERMEDIARY BASE	1166 X 266 X 15MM	1
P40995	CHAPÉU / TOP	1166 X 266 X 15MM	1
P40996	BASE DA PORTA / DOOR BASE	575 X 266 X 15MM	1
P40997	VISTA FRONTAL SUPERIOR / FRONT VIEW	1166 X 80 X 15MM	1
P40998	VISTA INFERIOR / INFERIOR VIEW	575 X 60 X 15MM	1
P40999	LATERAL INFERIOR DIREITA / INFERIOR RIGHT SIDE	600 X 330 X 15MM	1
P41000	DIVISÃO INFERIOR / INFERIOR DIVISION	585 X 330 X 15MM	1
P41001	LATERAL INFERIOR ESQUERDA / INFERIOR LEFT SIDE	600 X 330 X 15MM	1
P41002	LATERAL SUPERIOR DIREITA / SUPERIOR RIGHT SIDE	970 X 266 X 15MM	1
P41003	DIVISÃO SUPERIOR DIREITA / RIGHT DIVISION	506 X 266 X 15MM	1
P41004	DIVISÃO SUPERIOR ESQUERDA / LEFT DIVISION	506 X 266 X 15MM	1
P41005	LATERAL SUPERIOR ESQUERDA / SUPERIOR LEFT SIDE	970 X 266 X 15MM	1
P41006	LATERAL DE GAVETA / DRAWER SIDE	300 X 100 X 15MM	2
P41007	CONTRA FUNDO / DRAWER BACK	519 X 100 X 15MM	2
P41008	PORTA INFERIOR MENOR / INFERIOR DOOR	431 X 291 X 15MM	2
P41009	PORTA INFERIOR MAIOR / INFERIOR DOOR	585 X 291 X 15MM	2
P41010	PORTA SUPERIOR CENTRAL / SUPERIOR DOOR	384 X 291 X 15MM	2
P41011	PORTA COM VIDRO / DOOR WITH GLASS	516 X 291 X 15MM	2
P41012	FRENTE DE GAVETA / DRAWER FRONT	585 X 150 X 15MM	1
P41013	FUNDO INFERIOR / INFERIOR BACK	1191 X 302 X 2,7MM	2
P41014	FUNDO CENTRAL / CENTRAL BACK	1191 X 222 X 2,7MM	2
P41015	FUNDO DO NICHO / NICHE BACK	589 X 132 X 2,7MM	1
P41016	FUNDO SUPERIOR CENTRAL / SUPERIOR CENTRAL BACK	589 X 194 X 2,7MM	2
P41017	FUNDO DIREITO ESQUERDO / RIGHT AND LEFT BACK	526 X 300 X 2,7MM	2
P41018	FUNDO DE GAVETA / DRAWER BACK	547 X 305 X 2,7MM	1

1º PASSO - PREPARAÇÃO DAS PEÇAS
1º STEP - PARTS PREPARATION

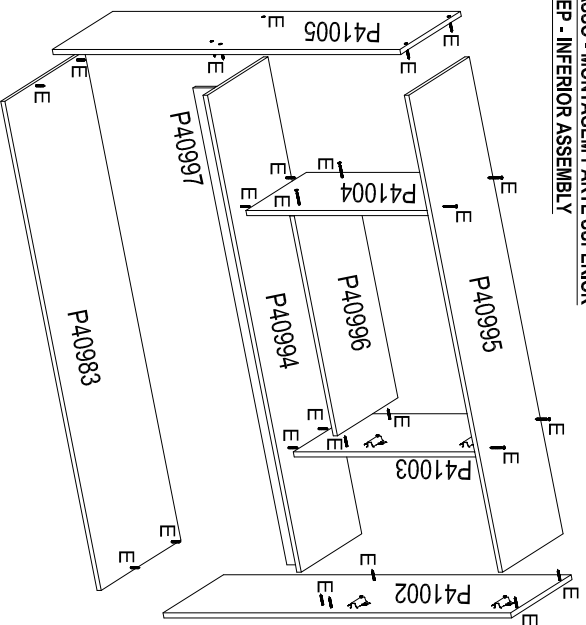


2º PASSO - MONTAGEM PARTE INFERIOR
STEP - INFERIOR ASSEMBLY

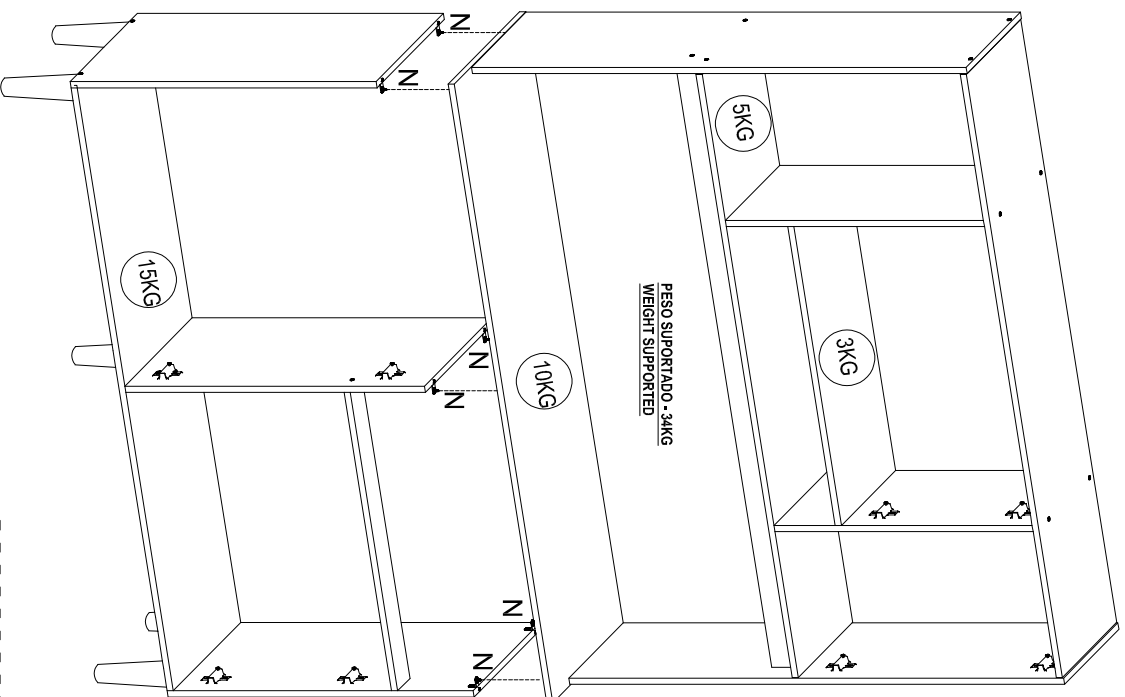


2 pessoas
Marido
Parafusadeira
Chave philips
Key
Hammer
Screwdriver
Key philips
People required for assembly

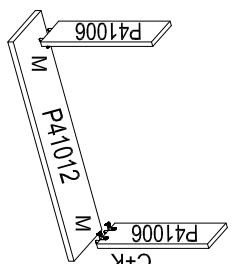
3º PASSO - MONTAGEM PARTE SUPERIOR
STEP - INFERIOR ASSEMBLY



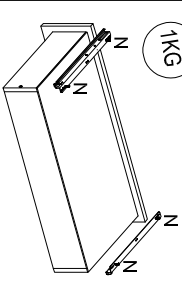
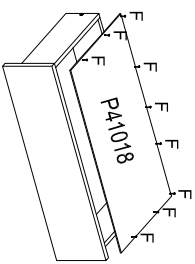
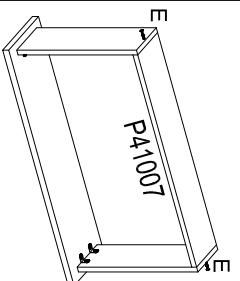
4º PASSO - UNIR PARTE INFERIOR E SUPERIOR
STEP - JOIN FOR TOP AND BOTTOM



USAR COLA NAS CAVILHAS
USE GLUE ON THE PLUG



MONTAGEM DA GAVETA
DRAWER ASSEMBLY



5º PASSO - ENCAIXE DAS PORTAS E GAVETA
STEP - FITTING THE DOORS AND DRAWER

