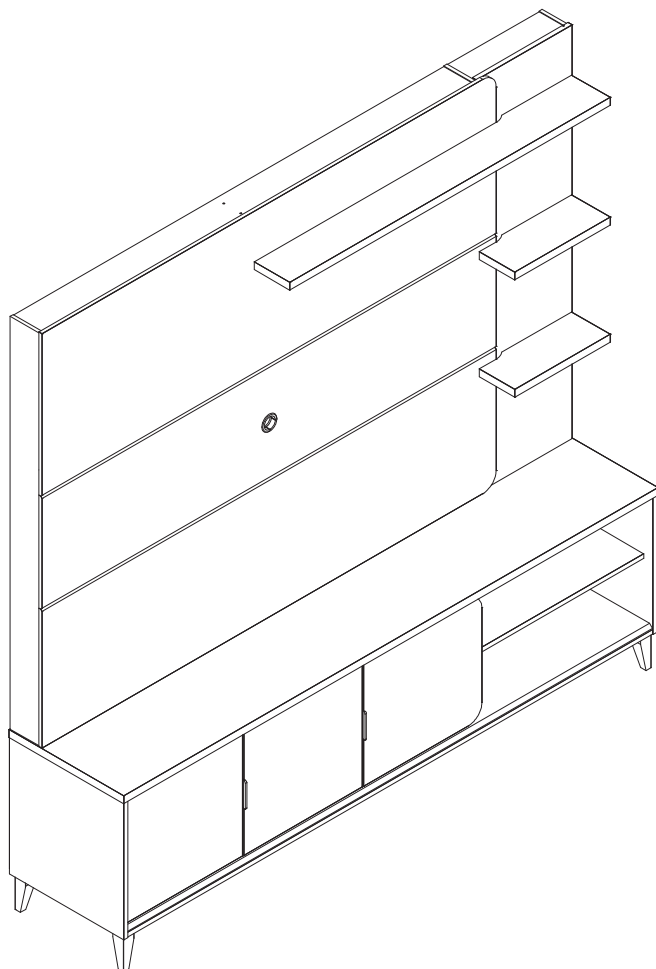
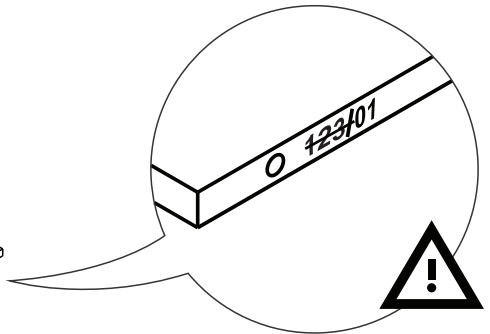
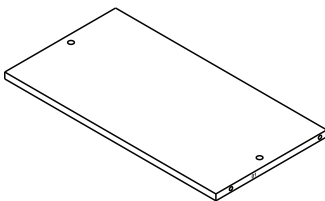


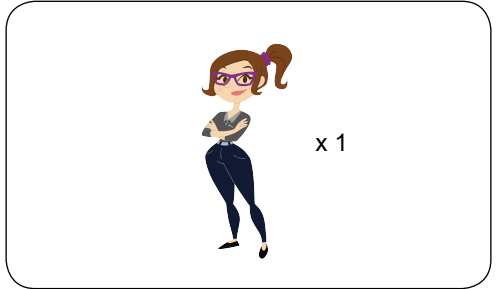
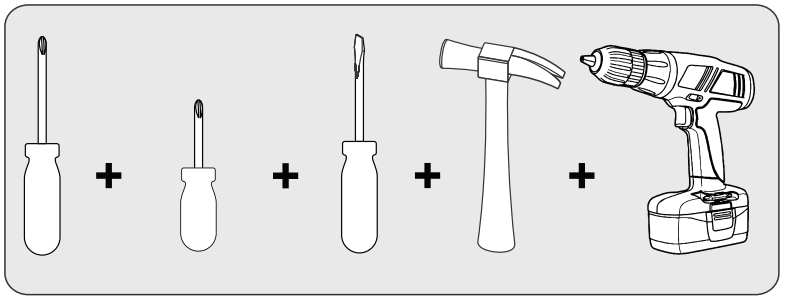
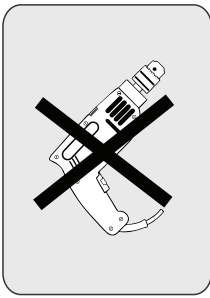


**Linea** Brasil



**HOME NAPOLI**

V-0 04/11/24



## GARANTIA / GARANTIA / WARRANTY

Nossos produtos são garantidos por 90 dias contra defeitos de fabricação. Ao constatar um problema coberto pela garantia, entre em contato com a loja onde o produto foi comprado. Ela estará capacitada para atendê-lo da melhor forma diante de cada caso. Reclamações de garantia somente poderão ser atendidas se o termo de garantia for apresentado no ato de reivindicação, acompanhado de sua nota fiscal de compra.

*Nuestros productos están garantidos contra defectos de fabricación por 90 días, a partir de la compra. Ao constatar un problema protegido por la garantía, póngase en contacto con la tienda donde se adquirió el producto. Ella estará capacitada para atenderlo de la mejor manera de acuerdo con cada caso.*

*Our products are guaranteed against manufacturing defects for 90 days from the date of purchase. When you find a problem covered by the warranty, please contact the store where the product was purchased. The store be able to serve you in the best way in each case.*

### Exclusões

- Desgaste natural ou danos causados por água, maresia, ferrugem, incêndio, calor, cupins e pragas em geral.
- Montagem, manutenção e uso inadequado.
- Não cumprimento das recomendações técnicas do esquema.
- Montagens e desmontagens após a primeira instalação.
- Instalações elétricas e outras afins.

### Exclusiones

- Desgaste natural o daños causados por agua, mares, maresia, incendios, calor, termitas y plagas en general.
- Montaje, mantenimiento y uso inadecuado.
- No cumplimiento de las recomendaciones técnicas del esquema.

### Exclusions

- Natural wear or damage caused by water, sea, rust, fire, heat, termites and plagues in general.
- Assembly, maintenance and improper use.
- Failure to comply with the technical recommendations of the assembly instructions.

### Importante

A Linea Brasil não autoriza nenhuma pessoa, loja ou entidade assumir em seu nome qualquer outra garantia que não conste no certificado. A fabricante reserva-se no direito de efetuar nos produtos eventuais modificações que considerar necessárias, sem prejudicar as características essenciais. Os produtos terão peças de assistência para reposição no período de 1 ano a contar de sua retirada do mercado, desde que haja matéria-prima equivalente, observando o dispositivo no Art.32 da Lei 8.078/90 (Cód. Defesa do Consumidor). O atendimento para produtos fora de linha é feito por programação especial, através da loja revendedora sob aprovação de consulta prévia ao fabricante.

### Importante

*Linea Brasil no autoriza a ninguna persona, tienda o entidad a asumir en su nombre cualquier otra garantía que no figure en el certificado. El fabricante se reserva el derecho de efectuar en los productos eventuales modificaciones que considere necesarias, sin perjudicar las características esenciales. Los productos tendrán piezas de asistencia para reposición en el período de 1 año a partir de su retirada del mercado. La atención para productos fuera de línea es hecha por programación especial, a través de la tienda revendedora bajo aprobación de consulta previa al fabricante.*

### Important

*Linea Brasil does not authorize any person, store or entity to assume on its behalf any other warranty that does not appear on the certificate. The manufacturer reserves the right to make in the products any modifications that it considers necessary without prejudice to the essential characteristics. The products will have replacement parts within one year of being withdrawn from the market. The service for off-line products is done by special programming, through the store reseller under prior consultation with the manufacturer.*

## INSTRUÇÕES DE LIMPEZA E CONSERVAÇÃO


### INSTRUCCIONES PARA LA LIMPIEZA Y CONSERVACION / CLEAN AND PRESERVATION INSTRUCTURE


Para retirar o pó, utilize um pano seco, espanador ou aspirador. Se necessário, para uma limpeza mais efetiva, utilize um pano levemente umedecido com água. Finalize com uma flanela limpa e seca.


*Para eliminar el polvo, utilice un paño seco, mopa o la aspiradora. Si es necesario, para una limpieza más eficaz, utilice un paño ligeramente humedecido con agua. Terminar con un paño limpio y seco.*

*To take dirty, use a dry cloth, duster or vacuum. If necessary to take the dust, use a wet cloth. Finish with a clean and dry flannel.*

### IMPORTANTE / IMPORTANTE / IMPORTANT

 Não utilize produtos abrasivos como álcool e detergentes, como também esponjas rígidas ou palha de aço na limpeza dos móveis. *No use limpiadores abrasivos como alcohol y detergentes, así como esponjas rígidas o lana de acero para limpiar los muebles.*  
*Do not use abrasives such as alcohol and detergent, tough soaker also steel wool to clean the furniture.*


 Proteja a superfície do móvel de objetos que transmitam calor ou umidade. *Proteja la superficie del mueble de objetos que transmitan calor o humedad.*  
*Protect the surface of the furniture against objects that can pass heat and humidity.*

 Evitar o contato de água e produto de limpeza com o rodapé do produto, pois poderá danificá-lo. *Evitar el contacto con agua y producto de limpieza con el rodapé del producto, pues poderá dañarlo.*  
*Avoid the contact of water and cleaning products with baseboard, cause it should damage your product.*

 Procure sempre utilizar flanela limpa e seca para a limpeza. *Busque siempre utilizar flanela limpia y seca para la limpieza.*  
*Try always to use a clean and dry flannel to cleaning.*

 Cuidado com objetos pontiagudos, eles podem arranhar a superfície das portas e tampo. *Cuidado con objetos afilados, ellos pueden rayar la superficie de las puertas e la tapa.*  
*Take care with sharp objects, they can scratch the door lid surface.*

## Imagem Ilustrativa/ Illustrative Image/ Imagen Ilustrativa



### Preste Atenção! ¡Preste atención! Attention!

As ferragens dos nossos manuais são sempre apresentadas nas mesmas proporções da peça na vida real.  
Caso apareça alguma dúvida no decorrer do processo de montagem, coloque a ferragem ao lado do desenho e faça a consulta. :D

Los accesorios de nuestros manuales siempre se presentan en las mismas proporciones que la pieza en la vida real.  
Si tiene alguna duda durante el proceso de montaje, coloque los accesorios junto al dibujo y haga una consulta. :D

The accessories in our manuals are always presented in the same proportions as the spare part in real life.  
If you have any questions during the assembly process, place the accessory next to the drawing and make an inquiry. :D

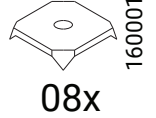
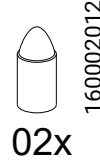
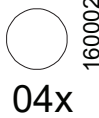
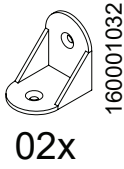
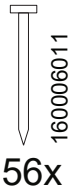
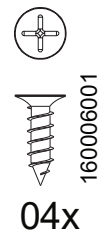
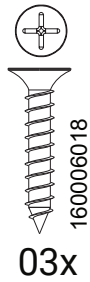
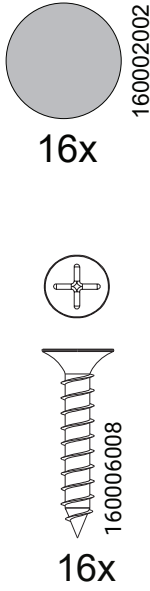
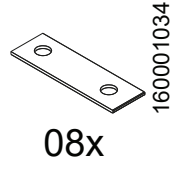
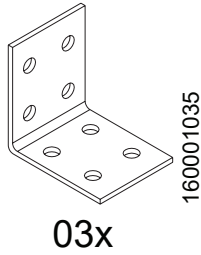
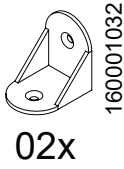
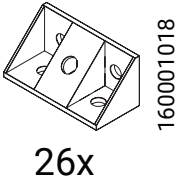
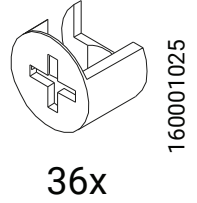
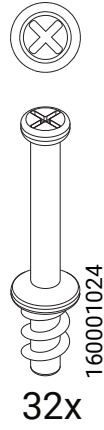
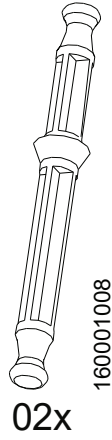

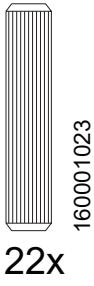



### Símbolos: Simbolos: Symbols:


- + Parafuso Phillips
- Parafuso Fenda
- ⊗ Parafuso Allen

- + Tomillo Phillips
- Tomillo Ranurado
- ⊗ Tomillo Allen

- + Phillips screw
- Slotted Screw
- ⊗ Allenscrew

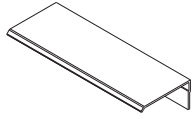


1:1



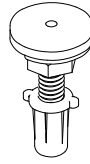
160002005

01x



160005053

02x



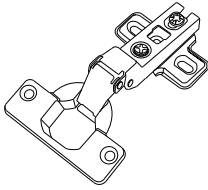
160009049

02x



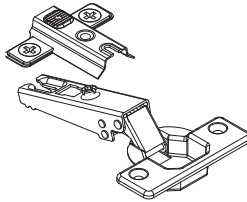
160009064

04x



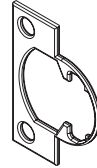
160003001

02x



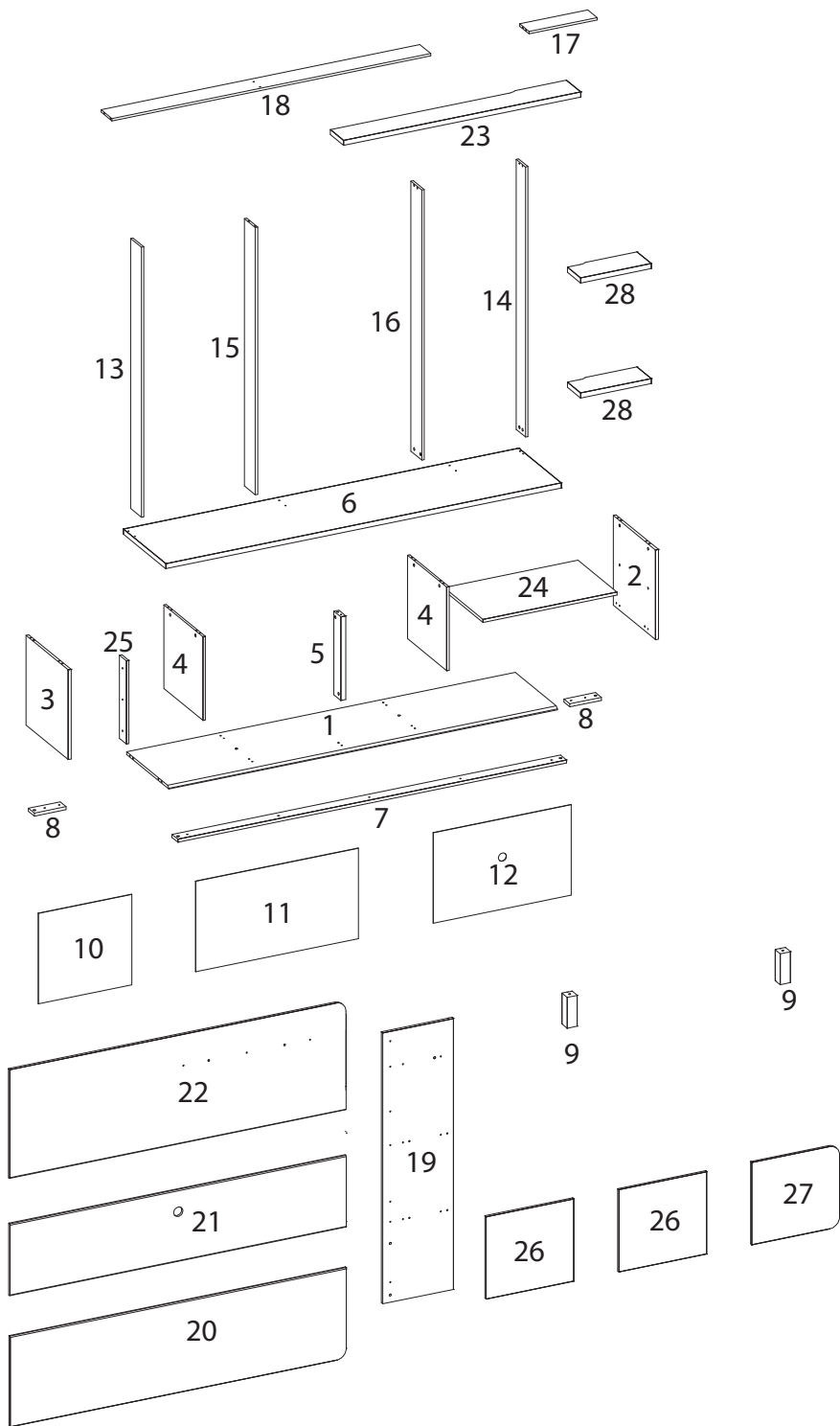
160003002

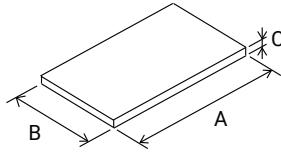
04x



160003006

06x





VOLUME Caja BOX	ITEM Artículo Item	PEÇA Pieza Part	DESCRIÇÃO Descripción Description	DIMENSÕES (mm)			QUANTIDADE Cantidad Amount	Material
				Dimensão/Dimension				
				A	B	C		
1	1	510450001	BASE	1965	426	15	1	MDP
1	2	510450002	LATERAL DIREITA	444	428	15	1	MDP
1	3	510450003	LATERAL ESQUERDA	444	428	15	1	MDP
2	4	510450004	DIVISAO	414	396	12	2	MDP
1	5	510450005	BATENTE PORTA	414	70	25	1	MDP
1	6	510450006	TAMPO	2000	430	25	1	MDP
1	7	510450007	VISTA FRONTAL INFERIOR	1965	60	15	1	MDP
1	8	510450008	VISTA TRASEIRA INFERIOR	160	60	15	2	MDP
1	9	510450009	PE CENTRAL	117	40	40	2	MDF
2	10	510450010	FUNDO ESQUERDO	472	448	2.8	1	MDF
2	11	510450011	FUNDO CENTRAL	822	448	2.8	1	MDF
2	12	510450012	FUNDO PRATELEIRA (COM FURO)	697	448	2.8	1	MDF
1	13	510450013	TRAVESSA LATERAL ESQUERDA	1338	110	12	1	MDP
2	14	510450014	TRAVESSA LATERAL DIREITA	1338	95	12	1	MDP
2	15	510450015	TRAVESSA CENTRAL MENOR	1324	110	12	1	MDP
2	16	510450016	TRAVESSA CENTRAL	1338	110	12	1	MDP
1	17	510450017	TRAVESSA HORIZONTAL PEQUENA	344	95	12	1	MDP
2	18	510450018	TRAVESSA HORIZONTAL	1610	110	12	1	MDP
1	19	510450019	PAINEL VERTICAL	1342	358	15	1	MDP
2	20	510450020	PAINEL TV INFERIOR	1700	448	12	1	MDP
2	21	510450021	PAINEL TV CENTRAL	1700	356	12	1	MDP
2	22	510450022	PAINEL TV SUPERIOR	1700	540	12	1	MDP
1	23	510450023	PRATELEIRA SUPERIOR	1200	145	25	1	MDP
1	24	510450024	PRATELEIRA INFERIOR	677	394	15	1	MDP
1	25	510450025	BATENTE DIVISAO	412	70	12	1	MDP
2	26	510450026	PORTA	444	408	12	2	MDP
1	27	510450027	PORTA CURVA	444	408	12	1	MDP
1	28	510450028	PRATELEIRA PEQUENA	358	145	25	2	MDP

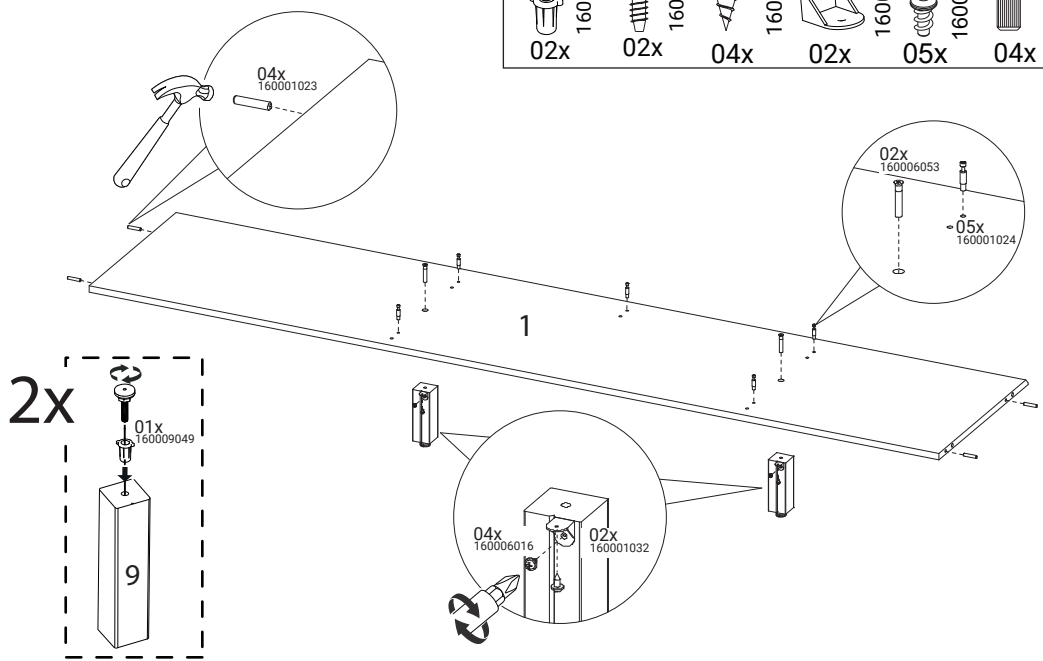


ITEM	DESCRIPTION
1	BASE
2	RIGHT SIDE
3	LEFT SIDE
4	DIVISION
5	DOOR FRAME
6	TOP
7	LOWER FRONT VIEW
8	LOWER REAR VIEW
9	CENTRAL FOOT
10	LEFT BOTTOM
11	CENTRAL BOTTOM
12	SHELF BOTTOM (WITH HOLE)
13	LEFT SIDE CROSSBOARD
14	RIGHT SIDE CROSSBOARD
15	SMALLER CENTRAL CROSSBOARD
16	CENTRAL CROSSBOARD
17	SMALL HORIZONTAL CROSSBOARD
18	HORIZONTAL CROSSBOARD
19	VERTICAL PANEL
20	LOWER TV PANEL
21	CENTRAL TV PANEL
22	UPPER TV PANEL
23	UPPER SHELF
24	LOWER SHELF
25	DIVISION FRAME
26	DOOR
27	DOOR CURVE
28	SMALL SHELF

ARTÍCULO	DESCRIPCIÓN
1	BASE
2	LADO DERECHO
3	LADO IZQUIERDO
4	DIVISIÓN
5	TOPE DE PUERTA
6	ARRIBA
7	VISTA FRONTAL INFERIOR
8	VISTA TRASERA INFERIOR
9	PE CENTRAL
10	FONDO IZQUIERDO
11	FONDO CENTRAL
12	ESTANTE INFERIOR (CON AGUJERO)
13	VIAJE DEL LADO IZQUIERDO
14	RECORRIDO DEL LADO DERECHO
15	PLACA CENTRAL MÁS PEQUEÑA
16	BANDEJA CENTRAL
17	PLATO HORIZONTAL PEQUEÑO
18	BANDEJA HORIZONTAL
19	PANEL VERTICALES
20	PANEL INFERIOR DE TV
21	PANEL DE TELEVISIÓN CENTRAL
22	PANEL DE TV SUPERIOR
23	ESTANTE SUPERIOR
24	ESTANTE INFERIOR
25	PARADA DE DIVISIÓN
26	PUERTA
27	PUERTA CURVA
28	ESTANTE PEQUEÑO

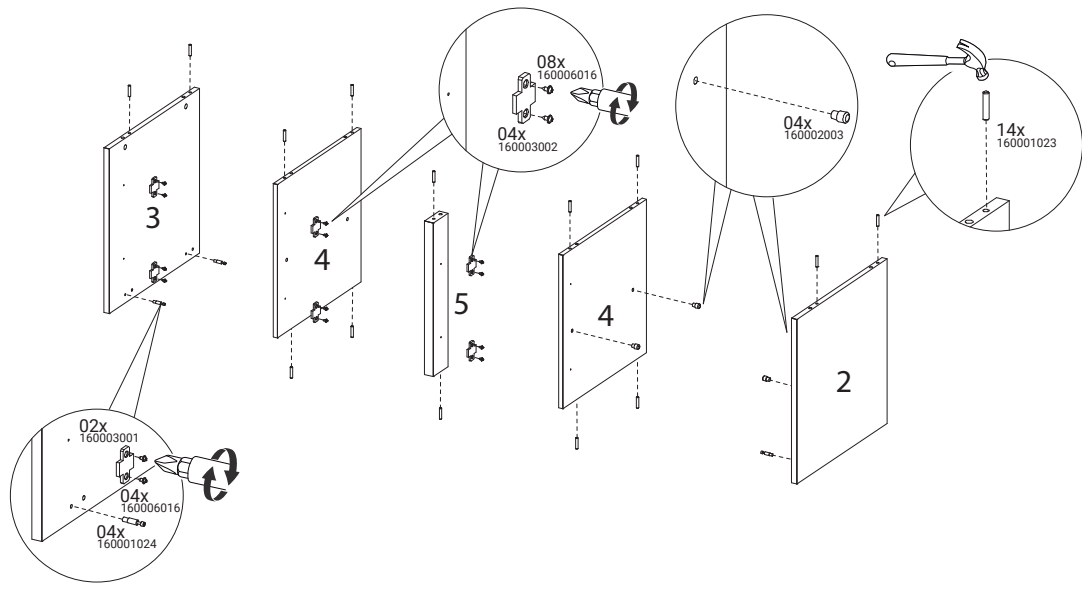
# 01

- |     |     |     |     |     |     |           |
|-----|-----|-----|-----|-----|-----|-----------|
|     |     |     |     |     |     |           |
| 02x | 02x | 04x | 02x | 05x | 04x | 160001023 |

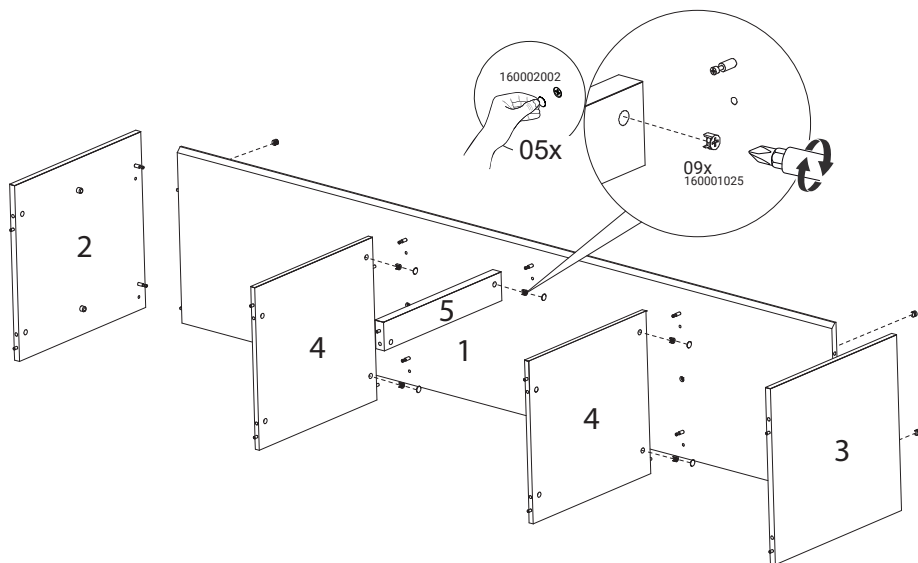
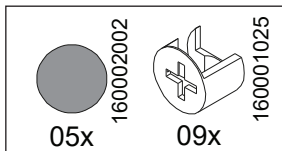
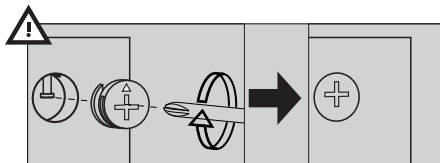


# 02

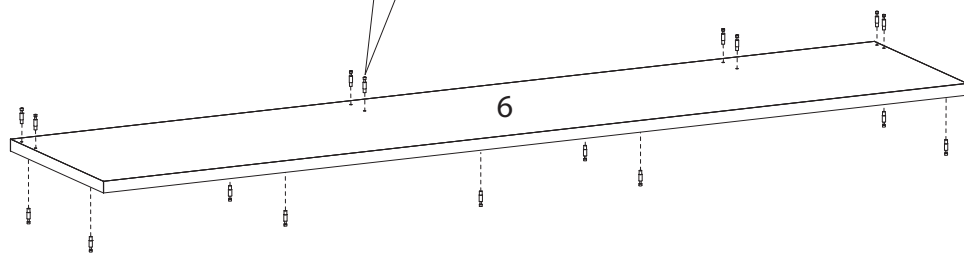
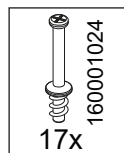
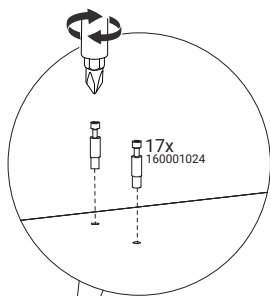
- |     |     |     |     |     |     |
|-----|-----|-----|-----|-----|-----|
|     |     |     |     |     |     |
| 02x | 04x | 12x | 04x | 04x | 14x |



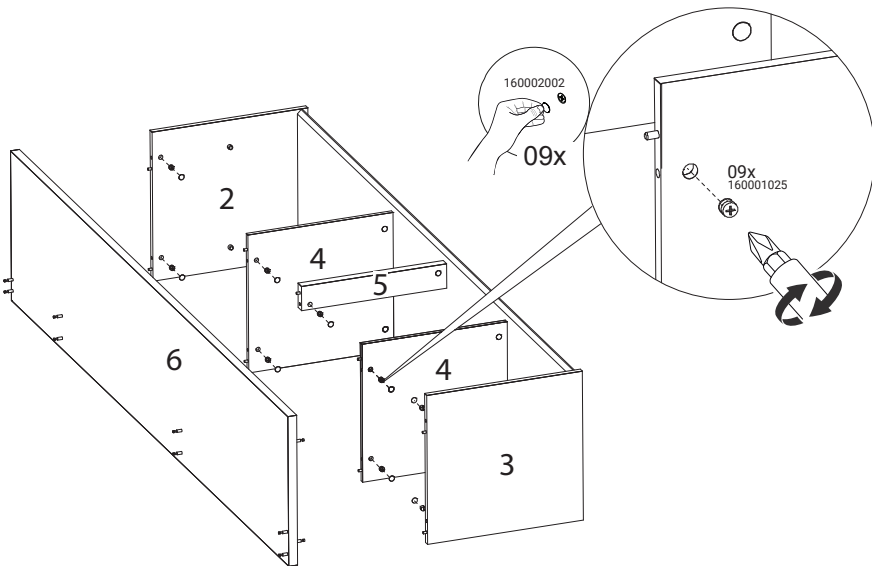
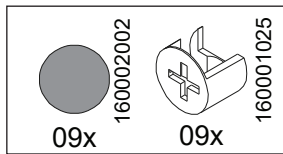
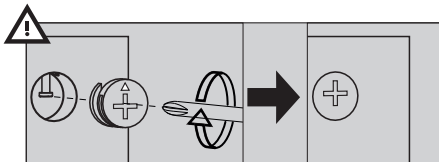
# 03



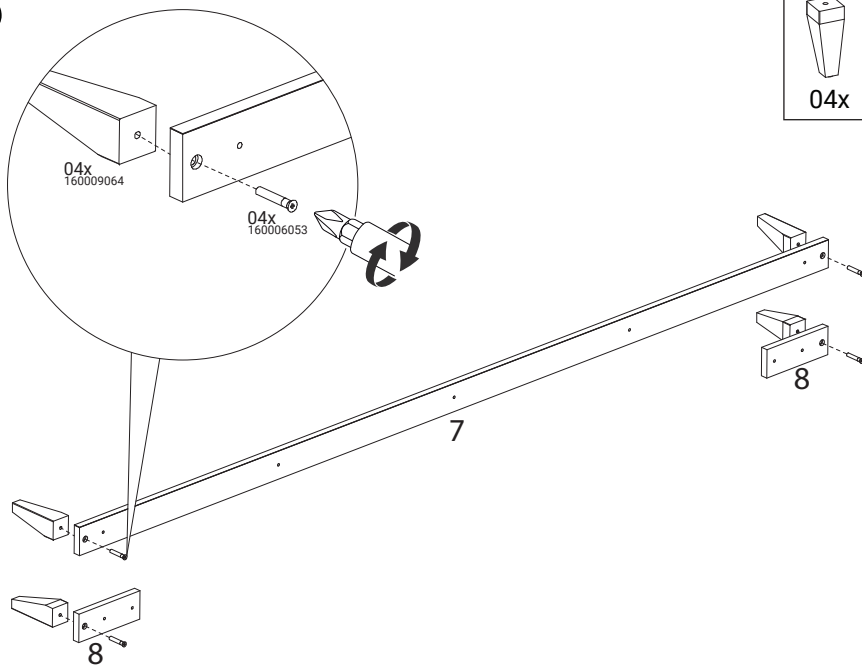
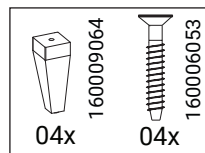
# 04




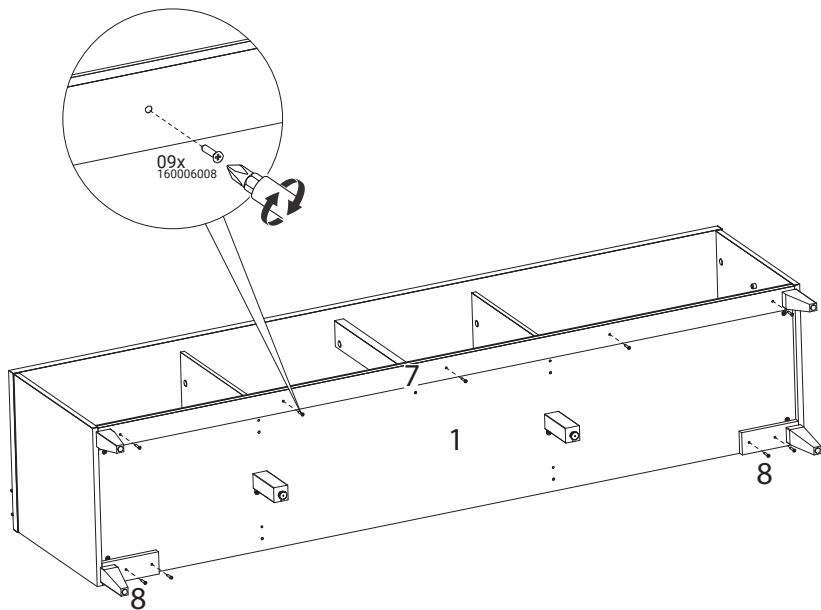
# 05



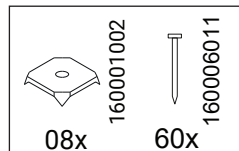
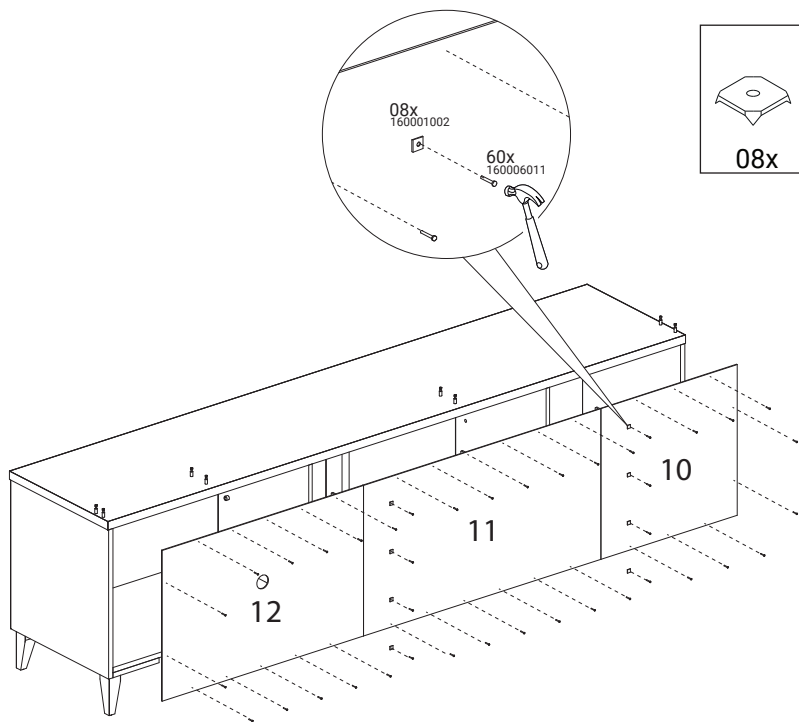
# 06



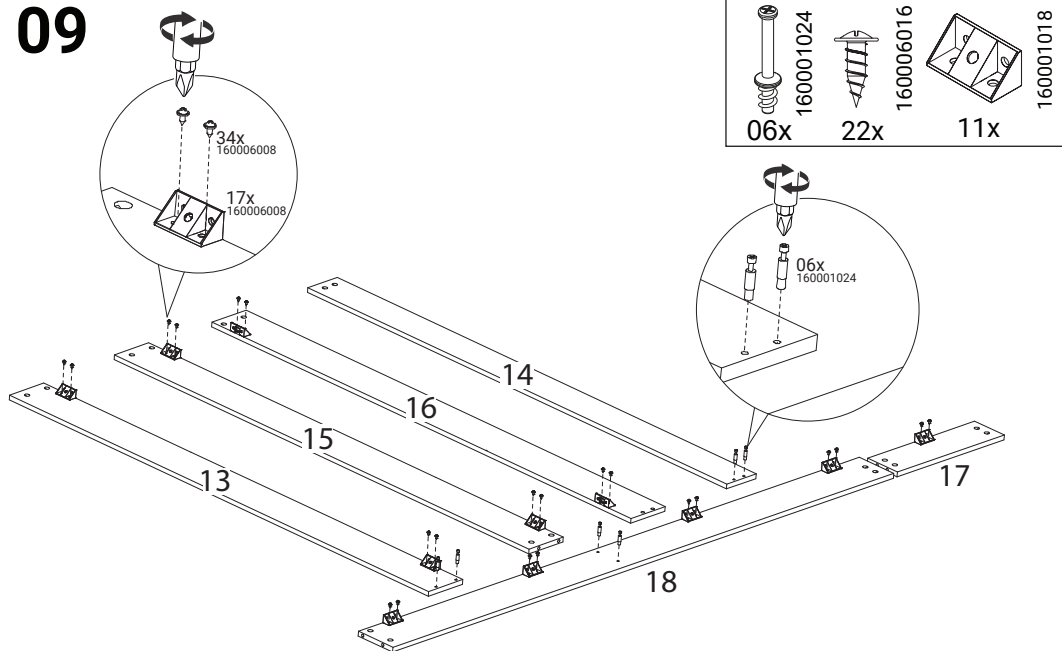
# 07



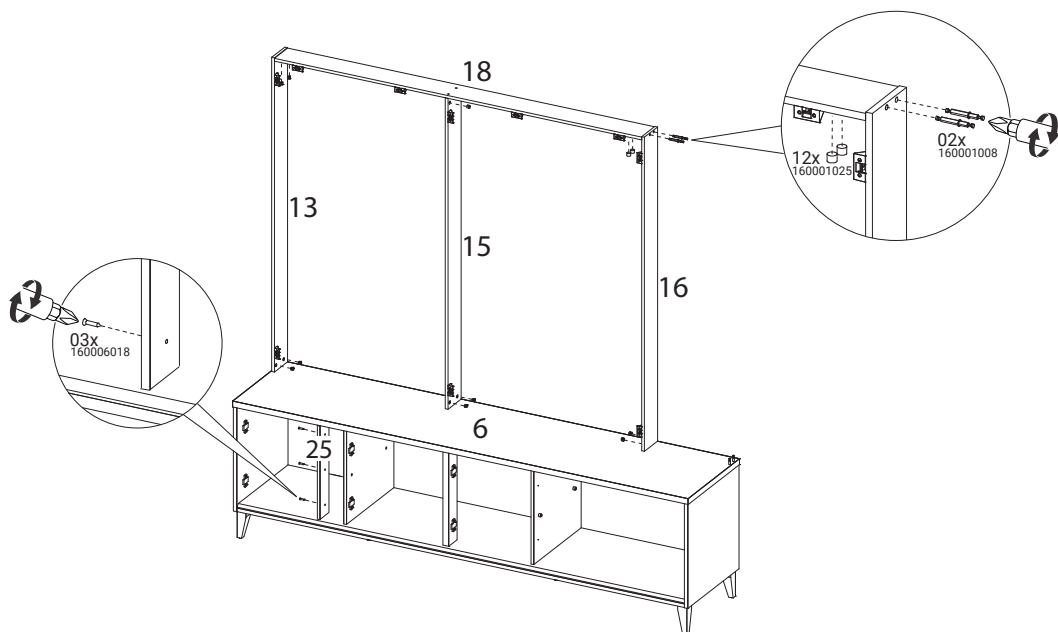
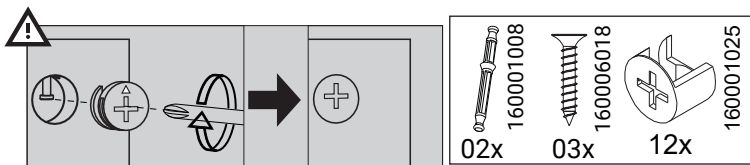
# 08



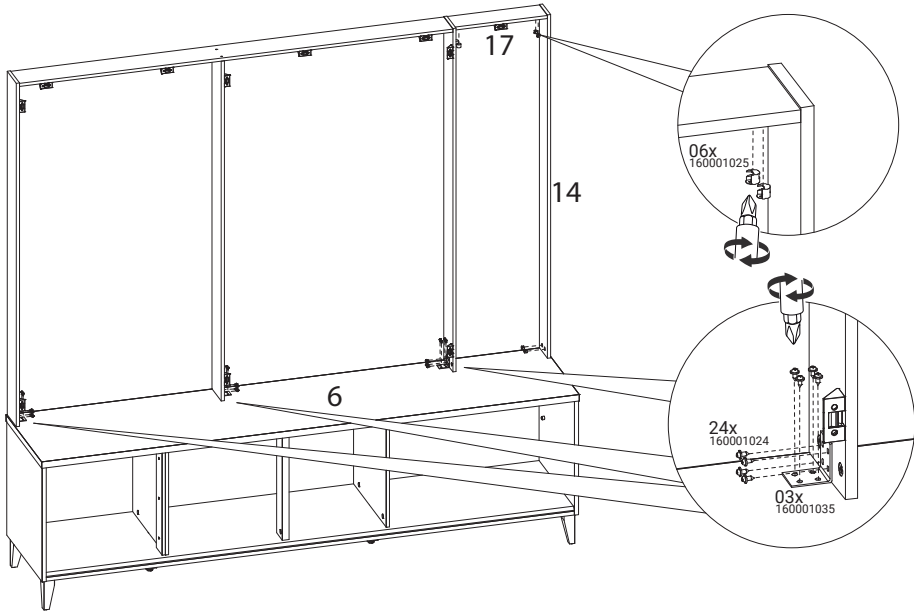
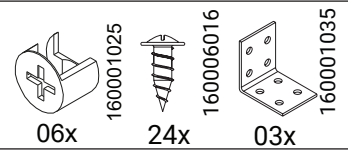
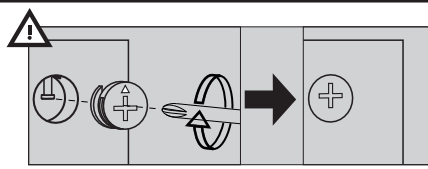
# 09



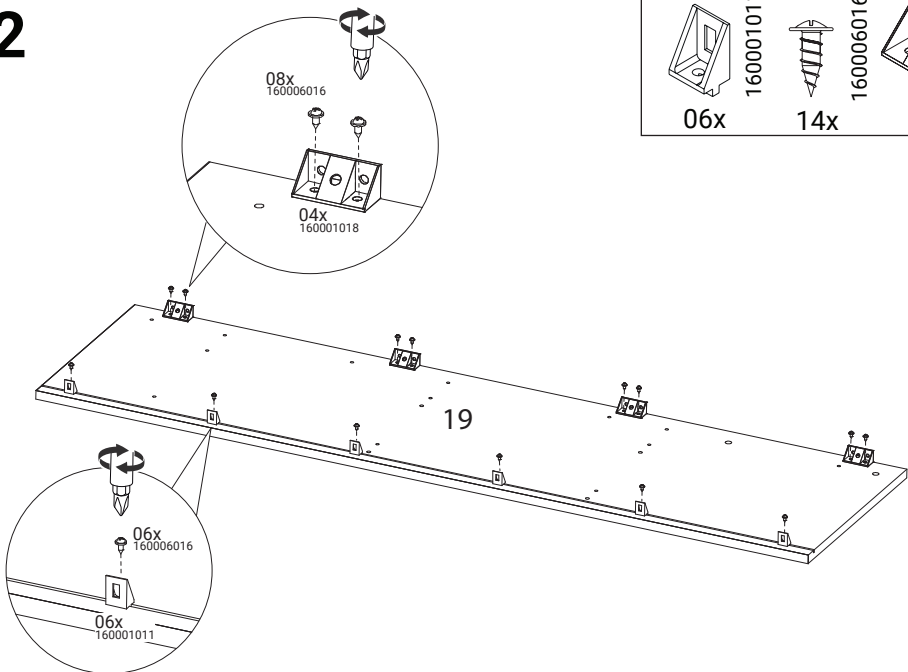
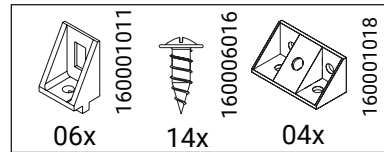
# 10



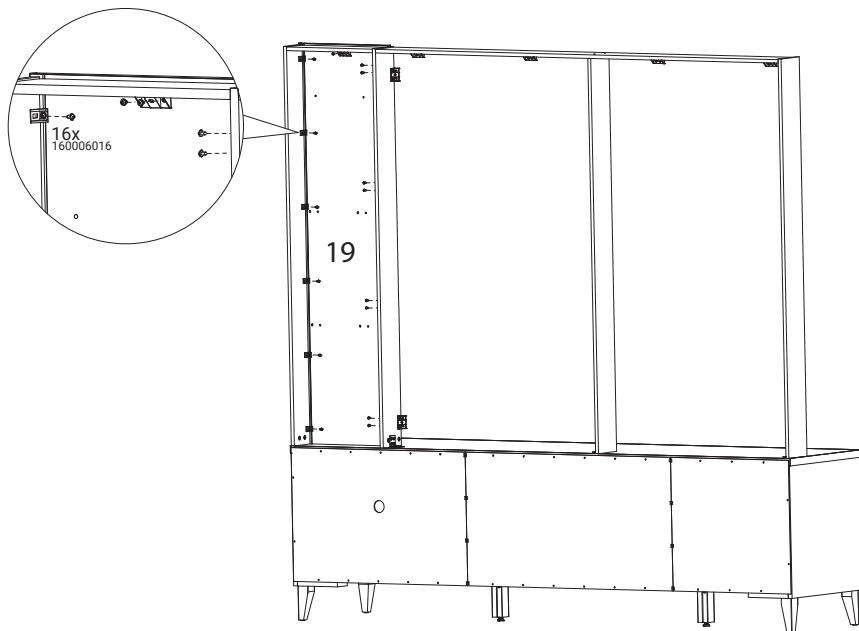
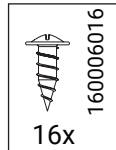
# 11



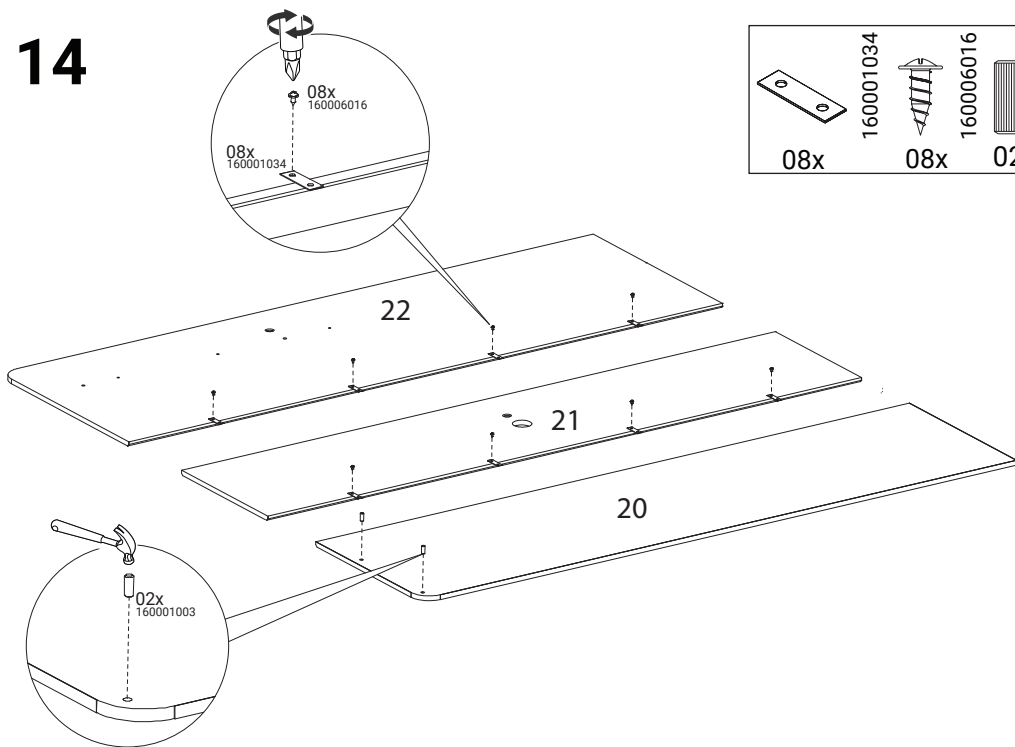
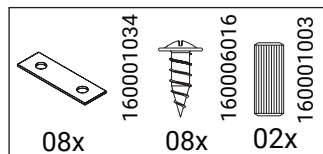
# 12



# 13

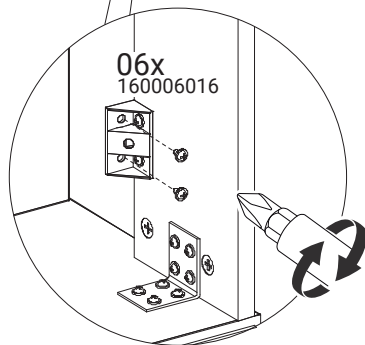
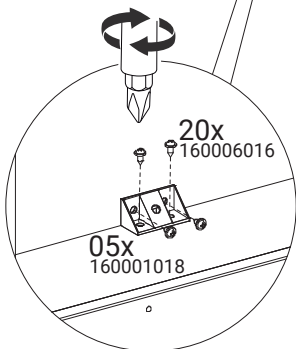
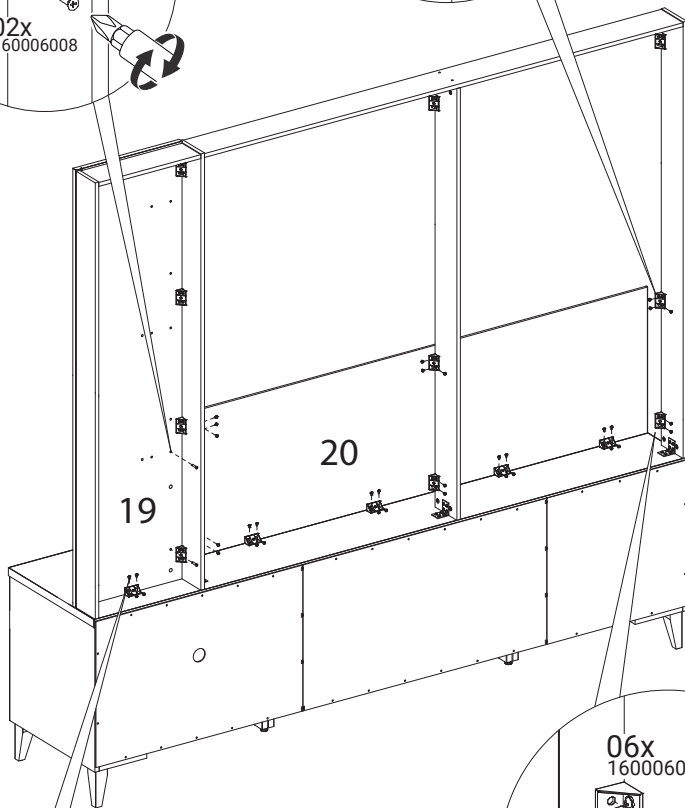
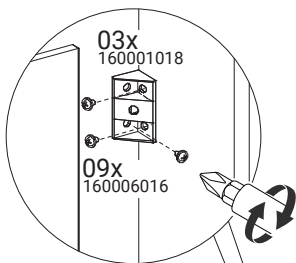
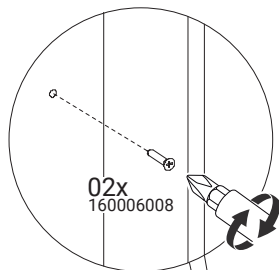
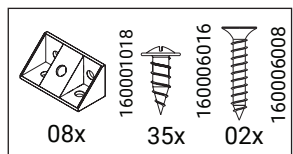


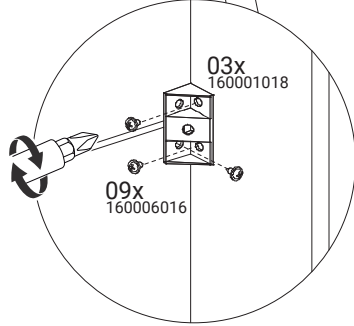
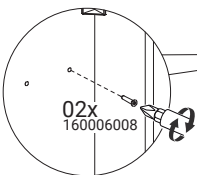
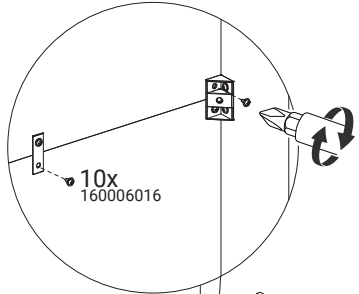
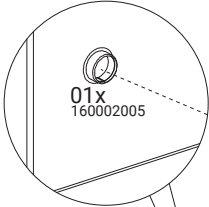
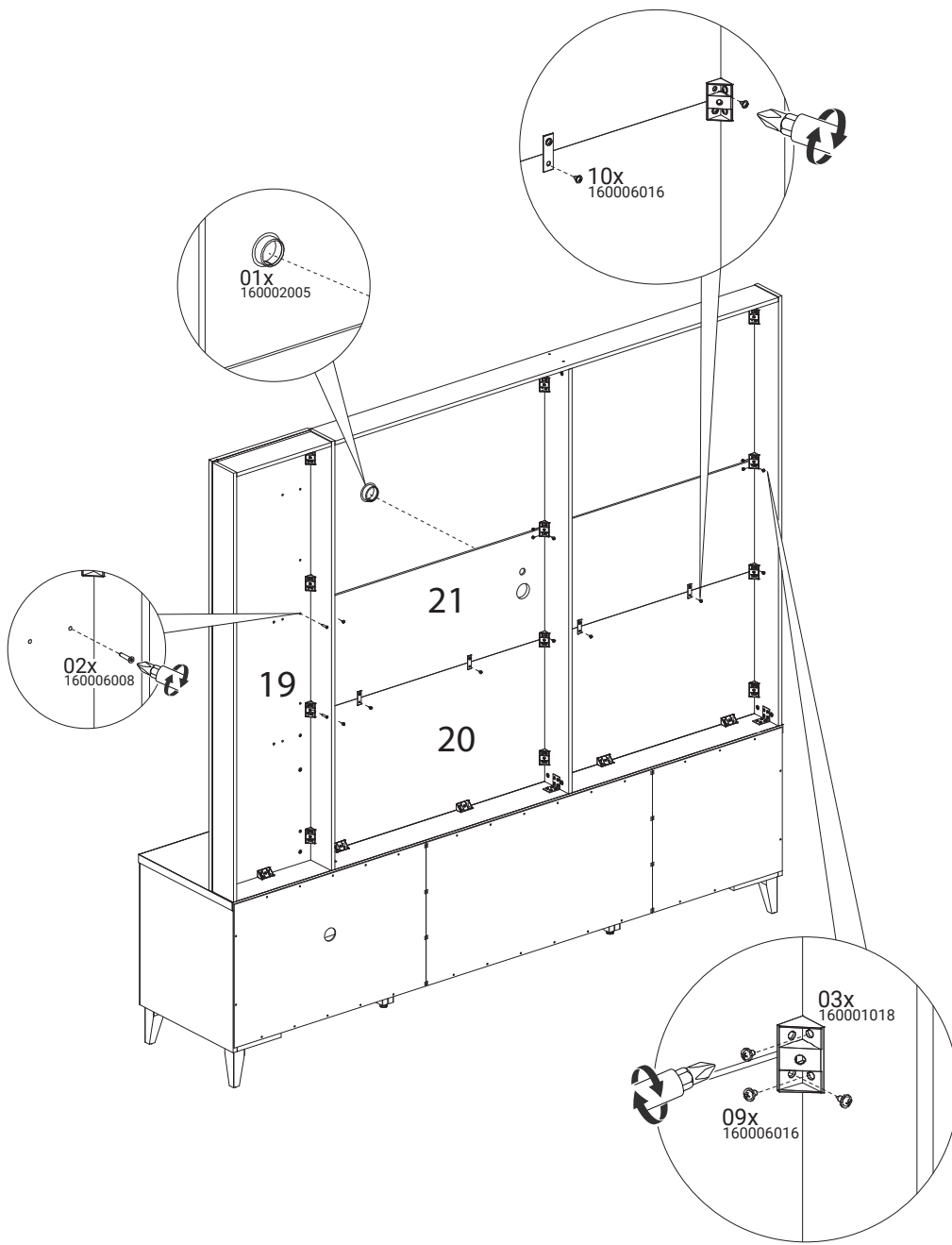
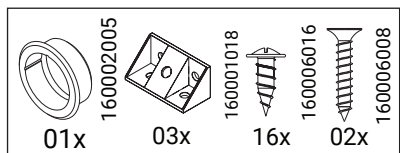
# 14



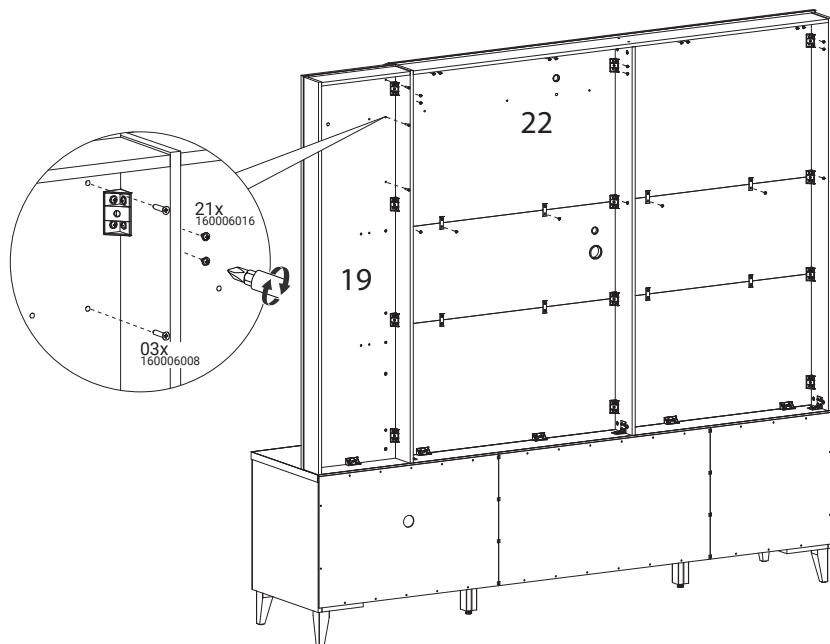
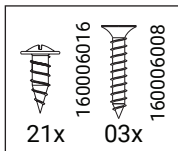


# 15

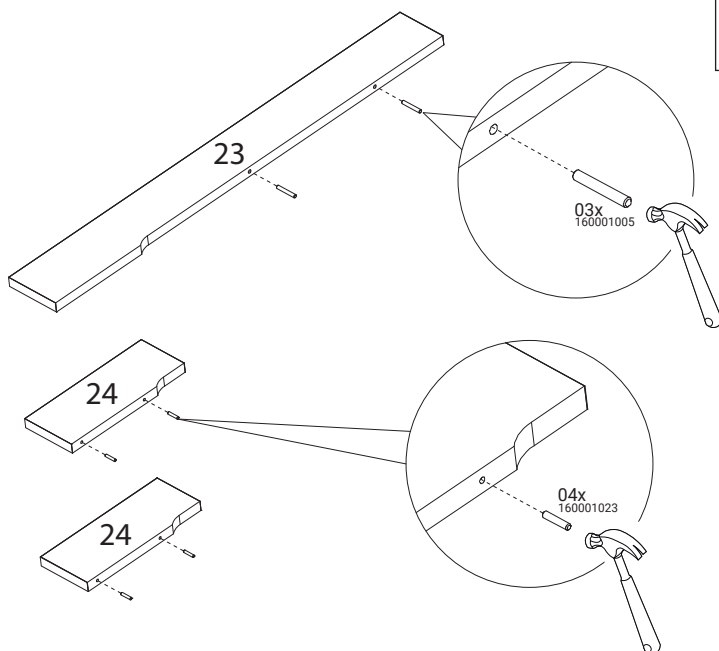
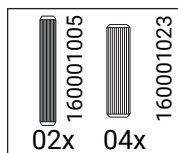


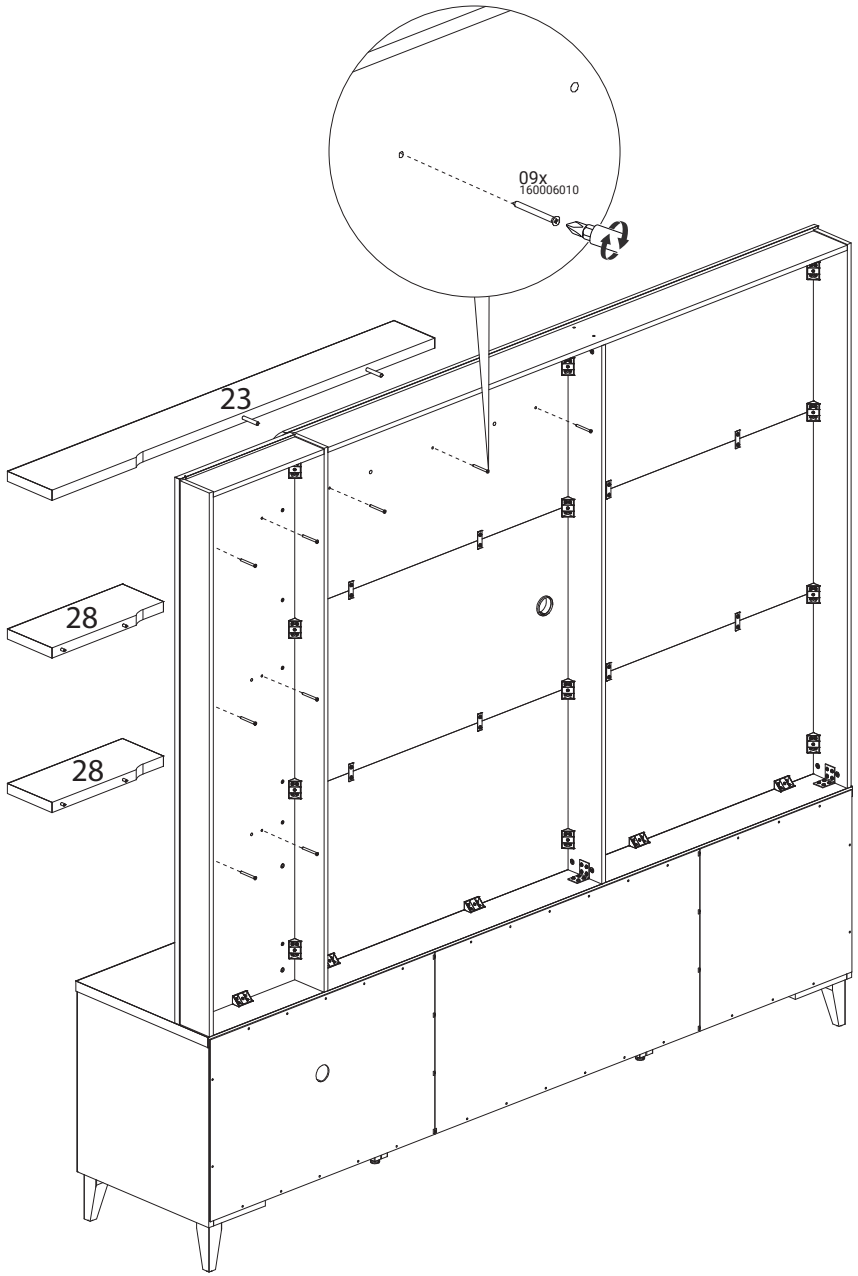


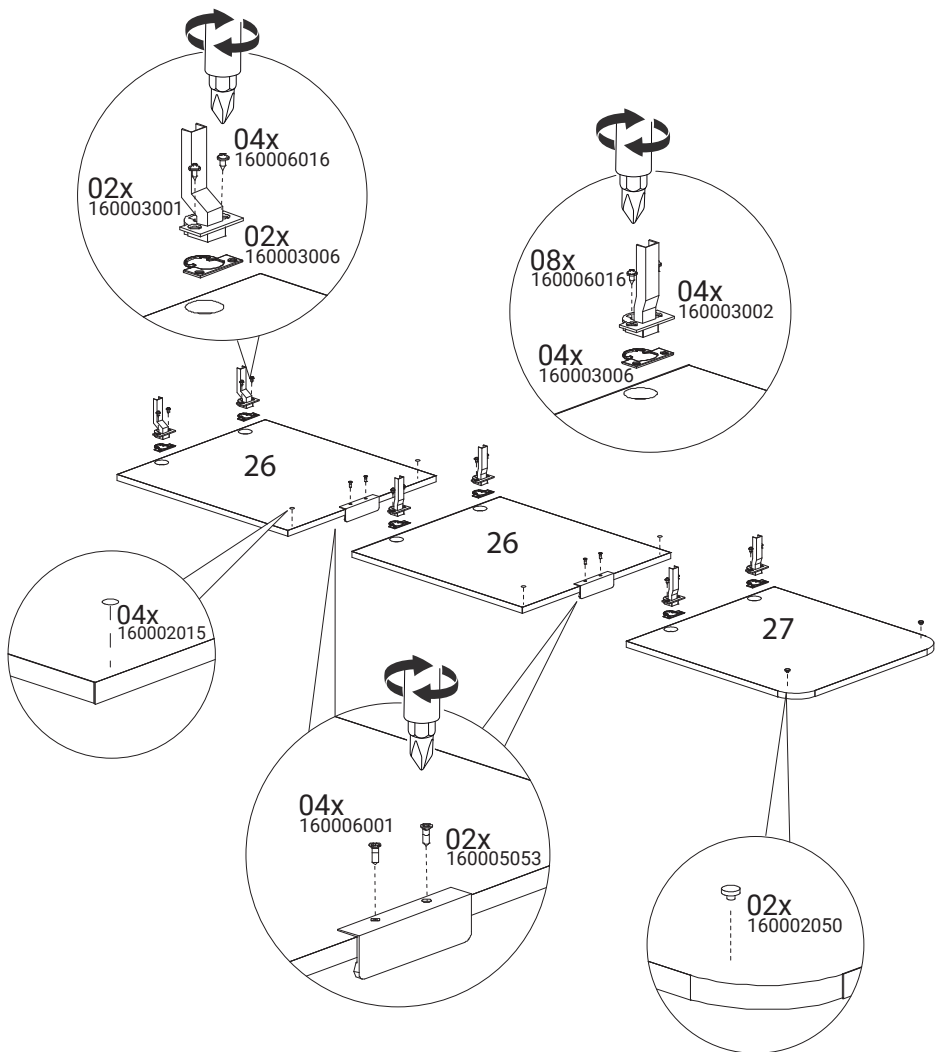
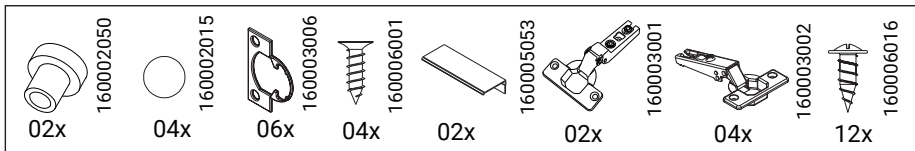
# 17

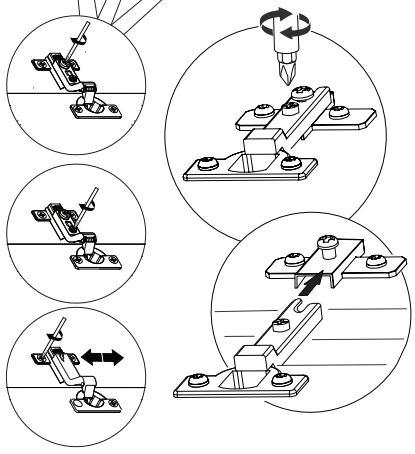
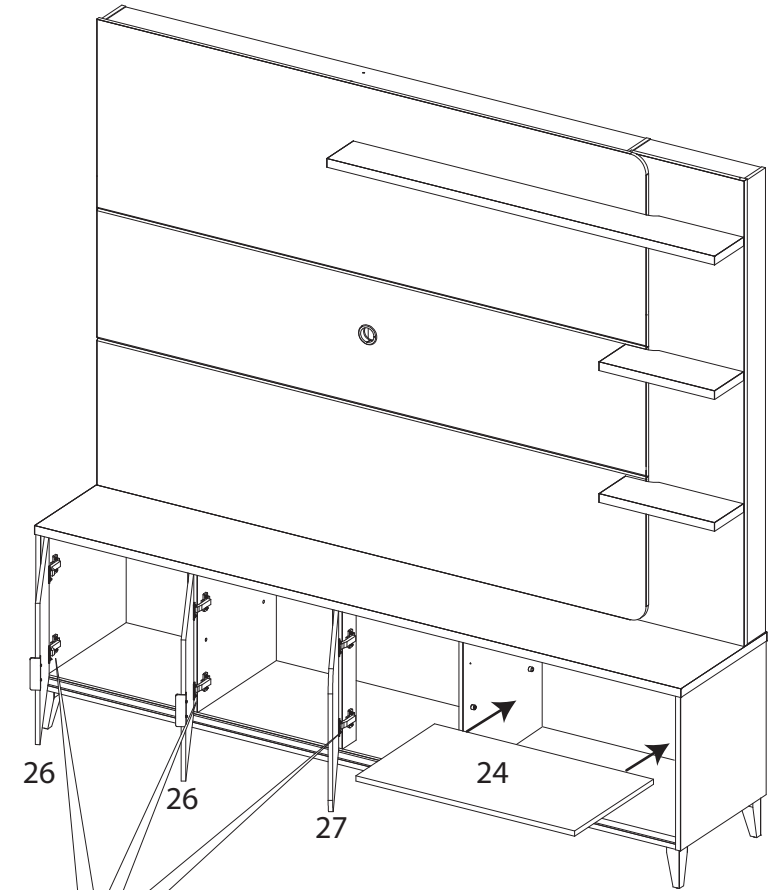


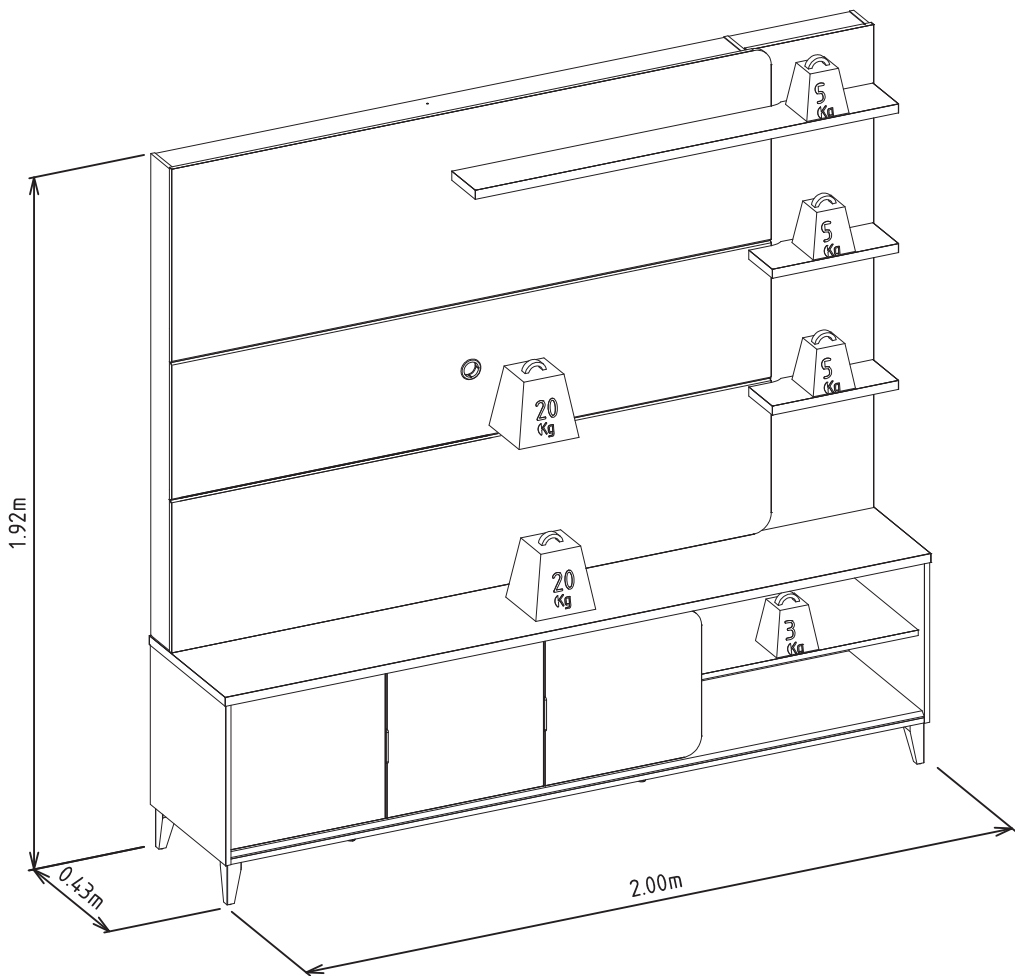
# 18














**Linea** Brasil