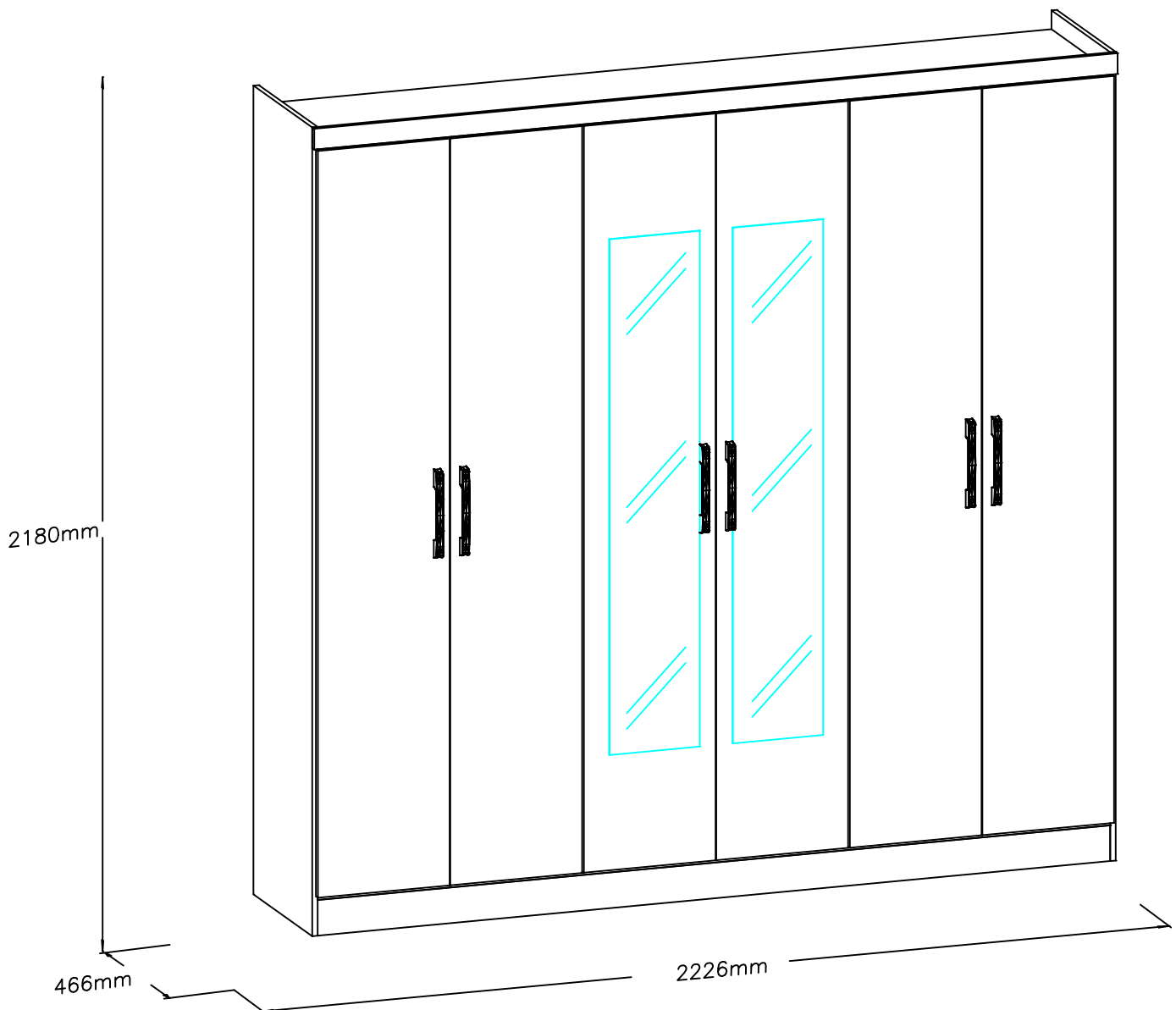


MANUAL DE MONTAGEM

INSTRUCCIONES DE MONTAJE

ASSEMBLY INSTRUCTIONS



ATENÇÃO / PRECAUCIÓN / ATTENTION:

- 1 – Ler atentamente todo o manual antes de iniciar a montagem do móvel.
- 2 – A montagem deve ser feita em uma superfície plana e limpa.
- 3 – Recomenda-se utilizar a embalagem do móvel para forrar e chão e assim não danificá-lo.
 - 1 – Lea cuidadosamente todo el manual antes de comenzar el montaje.
 - 2 – La instalación debe hacerse sobre una superficie plana y limpia.
 - 3 – Recomanda ser utilizado para empaquetar móvil a la línea y tierra y por lo tanto dañar ellos.
- 1 – Read the entire manual carefully before starting the furniture assembly.
- 2 – The assembly must be done on a flat and clean surface.
- 3 – It is recommended to use the packaging of the furniture to cover and floor and thus not to damage them.

LIMPEZA E CONSERVAÇÃO / LIMPIEZA Y CONSERVACIÓN / CLEANLINESS AND CONSERVATION:

A limpeza do móvel deve ser feita com utilização de pano umedecido com água, podendo conter uma pequena quantidade de álcool. Não utilize produtos abrasivos.

La unidad de limpieza se debe realizar con el uso de paño humedecido con agua y puede contener una pequeña cantidad de alcohol. No utilice productos abrasivos.

The furniture should be cleaned with a cloth dampened with water and may contain a small amount of alcohol. Do not use abrasive products.

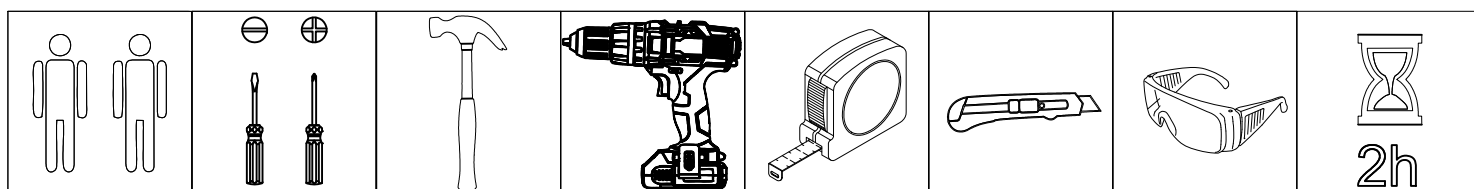
GARANTIA / GARANTÍA / WARRANTY:

90 dias para defeitos de fabricação.

90 días a defectos de fabricación.

90 days for manufacturing defects.

FERRAMENTAS NECESSÁRIAS / HERRAMIENTAS NECESARIAS / TOOLS REQUIRED:



Acesse as dicas de
montagem no Youtube

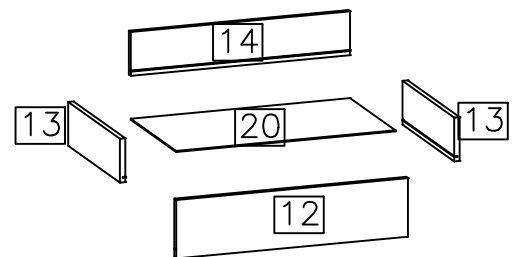
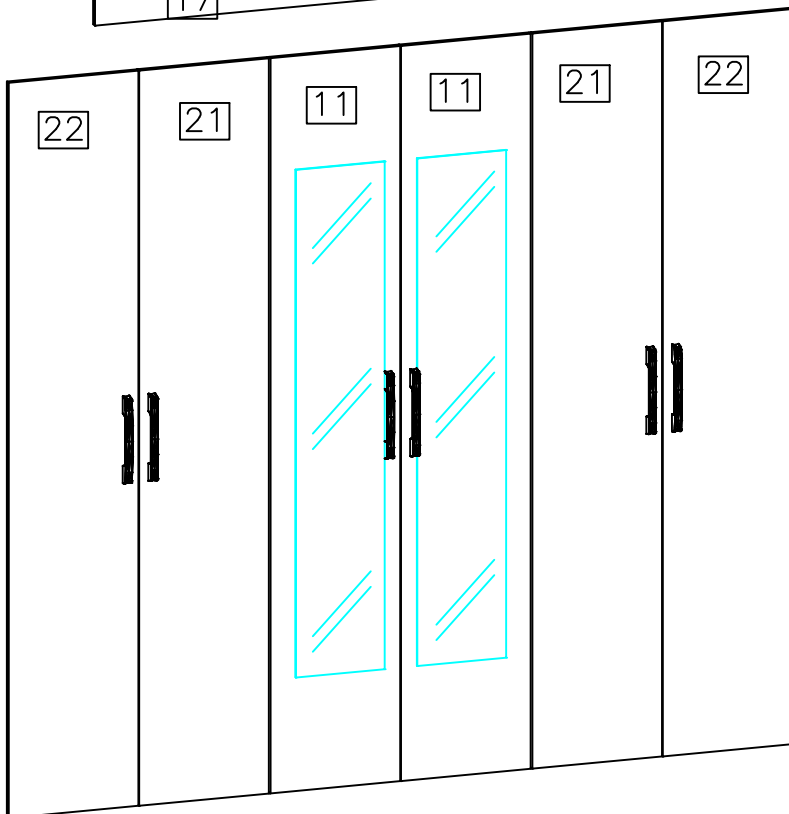
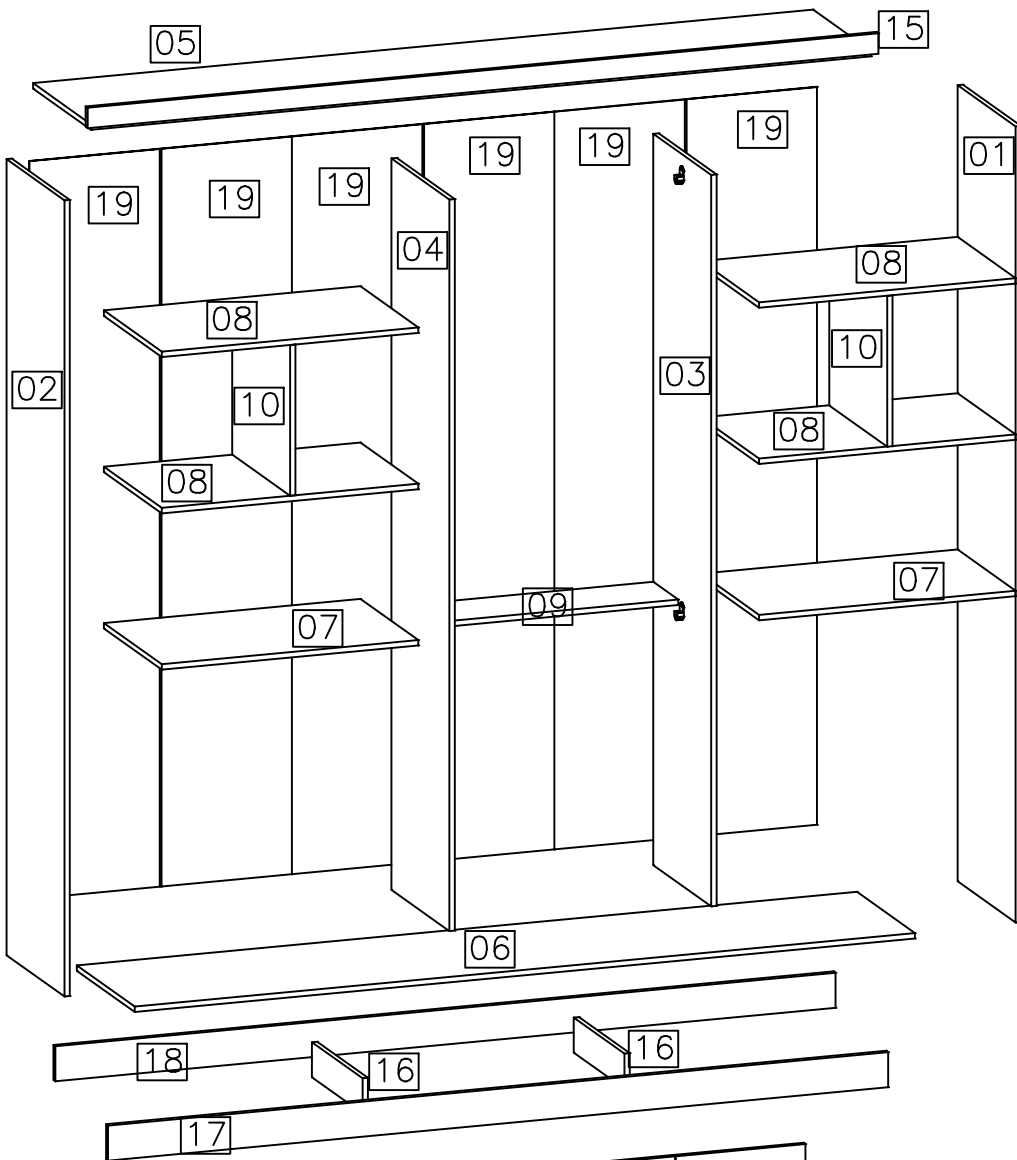
Accede a los consejos de
montaje en Youtube.


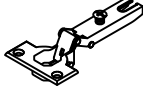
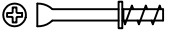

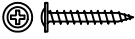

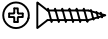






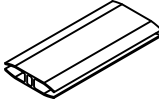
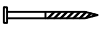





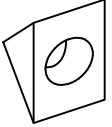
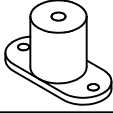
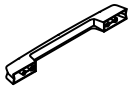

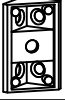

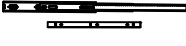
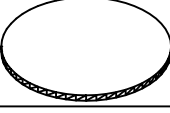
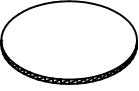
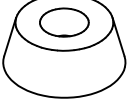
Access the mounting tips on
Youtube.

www.youtube.com/MoveisKappesberg



Lista de peças / Lista de piezas / List of pieces								
Código/ Código/ Code	Descrição	Descripción	Description	Quantidade/ Cantidad / Amount	Comprimento/ Longitud/ Length (mm)	Largura/ Ancho/ Width (mm)	Espessura/ Espesor/ Thickness (mm)	Caixa/ Caja/ Box
01	Lateral direita	Lateral derecha	Right side	1	2180	448	15	A
02	Lateral esquerda	Lateral izquierda	Left side	1	2180	448	15	A
03	Divisória direita	Divisoria derecha	Right partition	1	2003	448	15	C
04	Divisória esquerda	Divisoria izquierda	Left partition	1	2003	448	15	C
05	Chapéu	Pieza de techo	Top	1	2196	448	15	A
06	Base	Pieza de suelo	Base	1	2196	448	15	A
07	Tampo de gaveta	Tapa del cajón	Top of drawers	2	722	448	15	C
08	Prateleiras	Estanterías	Shelf	4	722	448	15	C
09	Prateleira do calceiro	Estante de calzado	Footwear shelf	1	722	192	15	C
10	Divisória da colmeia	Partición de colmena	Hive partition	2	413	448	15	C
11	Porta central com espelho	Puerta central con espejo	Central door with mirror	2	2013	365	15	B
12	Frente de gaveta	Frente de cajón	Front drawer	3	652	160	15	A
13	Lateral de gaveta	Lateral de cajón	Side drawer	6	400	120	15	C
14	Cabeceira de gaveta	Cabecera de cajón	Back drawer	3	617	120	15	A
15	Rodaforro	Marco superior	Upper frame	1	2227	56	15	A
16	Rodapé interno	Zócalo interno	Internal baseboard	2	392	96	15	C
17	Rodapé frontal	Zócalo de frente	Frontal baseboard	1	2196	96	15	A
18	Rodapé traseiro	Zócalo trasero	Back baseboard	1	2196	96	15	A
19	Costa maior	Pieza major del fondo	Bottom larger	6	2023	367	3	A
20	Fundo de gaveta	Fondo de cajón	Bottom drawer	3	630	398	3	C
21	Porta central	Puerta central	Central door	2	2013	365	15	B
22	Portas laterais	Puerta laterales	Side door	2	2013	365	15	B



Ferragem / Herrajes / Hardware				
	Código/ Código/ Code	Descrição / Descripción / Description	Quan./ Cant./ Amou.	
A	226	 Parafuso/Tornillo/ Screw 4x40	56	R 61969  Dobradiça curva/Bisagra/Hing e 35mm
B	30945	 Parafuso Minifix/ Tornillo/ Screw	8	S 61970  Calço para dobradiça/Calso/Shi m
C	14773	 Parafuso/ Tornillo/ Screw 3,5x25	12	T 61971  Parafuso da dobradiça/ Tornillo del bisagra/Hinge screw 4,0x14
D	5256	 Parafuso/ Tornillo/ Screw 4X20	12	U 41  Cola branca em bisnaga/Cola blanca/White glue (10g)
E	4214	 Parafuso/ Tornillo/ Screw 3,5x14	112	V 41921  Suporte cabideiro metal/Soporte percha/Clothes rack
F	1925	 Cavilha/Tarugo/Peg 6x50mm	4	W 1423  Fixador de costa/Fijador de costa/Shore Fixer
G	1802	 Cavilha/Tarugo/Peg 6x30mm	68	X FROW=53163 (Carvalle) CN=53163  Perfil H/Perfil de acabado/Finishing profile 2003mm
H	108	 Prego/Clavo/Nail 12x12	8	Z 36301  Roliço oblongo/Percha /Rack 15x27 de metal 716mm
I	107	 Prego/Clavo/Nail 10x10	125	AA 85  "L" de metal/Cantón "L" de metal/Metal angle bracket "L"
J	30950	 Tambor Minifix/Cilindro/Drum	8	AB 58  Etiqueta marca/Tag label "Kappesberg"
K	18458	 Suporte triangular preto/Soporte triangular negro/Black triangular support	12	AC 1482  Afastador/Separador /Retractor de 25mm cinza
L	53179	 Puxador canyon/Asar/Handle Champagne 192mm	6	AD 53180  Espelho/Espejo/ Mirror 1390x250x3mm
M	899	 Cantoneira /Cantón /Angle bracket	10	AE 51980  Parafuso/ Tornillo/ Screw 4,5x50
N	43136	 Trilho telescópico mini light/Corredera de metal/Metal slide 350mm	3	
O	FROW=51256 (Freijo) CN=81770	 Tapa furo/Tapa del agujero/Tap hole 19mm	8	01 Saco médio para acessórios
P	FROW=51255 (Freijo) CN=81769	 Tapa furo/Tapa del agujero/Tap hole 13mm	62	01 Saco médio para puxadores
Q	1901	 Sapata deslizador preta/Zapata negra/Shoe black	8	01 Saco grande para dobradiças

