




Nº	CÓDIGO ASSISTÊNCIA	NOME DA PEÇA/DESCRIPCIÓN PIEZAS	MEDIDAS (mm)	QTD.	CASTANHO CASTANHO USIMADO
01	RD033.24.01	Montante porta/Puerta	953x365x09	04	263104
02	RD033.24.00	Montante porta/Puerta	1466x953x9	02	263321
03	RD033.34.00	Forro gaveta/Fondo cajón	654x355x2.5	04	260287
04	RD033.18.00	Lateral externa esquerda/Lateral izquierda	2325x544x12	01	263122
05	RD033.14.00	Frente gaveta/Frente cajón	670x156x12	04	260268
06	RD033.09.00	Distanciador gaveta	400x54x22	08	260284
07	RD033.11.00	Ripa envoltória/	2150x75x12	01	263112
08	RD033.17.00	Lateral externa direita/Lateral derecha	2325x544x12	01	263121
09	RD033.13.00	Forro/Revés	1814x367x2.5	06	260276
10	RD033.29.00	Ripa traseira de gaveta/Trasero cajón	630x80x12	04	260274
11	RD033.06.00	Ripa batente	400x80x12	02	260266
12	RD033.31.00	Rodapé interno	520x57x12	02	260275
13	RD033.01.00	Base inferior/Base inferior	2190x544x12	01	263111
14	RD033.03.00	Base maleiro/Base	2190x453x12	01	260263
15	RD033.30.00	Rodapé frontal	2190x57x12	01	260281
16	RD033.32.00	Rodapé traseiro	2190x57x12	01	260282
17	RD033.15.00	Lateral gaveta/Lateral cajón	350x100x12	08	260269
18	RD033.19.02	Lateral interna dir/	1802x453x12	01	260272
19	RD033.05.00	Base superior/Base superior	2190x544x12	01	260265
20	RD033.13.01	Forro tras/	2202x412x2,5	01	260277
21	RD033.19.00	Lateral interna esquerda/Lateral	1802x453x12	01	260270
22	RD033.04.00	Base sob gaveta/Base	722x387x12	02	260264
23	RD033.02.00	Base interna/Base	387x355x12	03	260262
24	RD033.27.00	Prateleira interna	387x355x12	03	260273
25	RD033.19.01	Lateral interna direita/Lateral	1802x453x12	01	260271
26	RD033.11.01	Ripa envoltória lateral	2325x75x12	02	263120
27	RD033.24.02	Montante porta lateral/Puerta	2196x100x22	02	263123
28	RD033.07.00	Chapeu	2150x100x12	01	265343
29	RD033.24.03	Montante porta lateral/Puerta	2196x100x22	02	266623


Ferragens/Herrajes


A  **32x**
Cavilha Ø6,0x30mm Cód. 873

B  **56x**
Parafuso 3,5x40mm Cht. Cód. 691

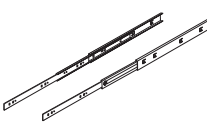
C  **117x**
Parafuso 3,0x12mm Cht. Cód. 11413

D  **16x**
Parafuso 3,5X30mm Cht. Cód. 794

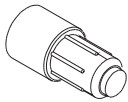
E  **04x**
Parafuso 3,5X20mm Cht. Cód. 591

F  **199x**
Prego 8x8 Cód. 822


G  **54x**
Fixador costa Cód. 7169


H  **04x**
Corrediças Cód. 20253


I  **16x**
Cantoneira metálica Cód. 7168

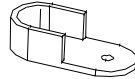
J  **12x**
Suporte prateleira Cód. 790

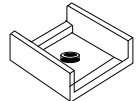
K  **02x**
Sistema de correr Cód. 2495

L  **24x**
Parafuso 4,0x14mm Cht. Cód. 667


M  **01x**
Bisnaga cola Cód. 8255


N  **02x**
Tubo oblongo 714mm Cód. 11438


O  **04x**
Suporte cabideiro Cód. 857


P  **08x**
Sapata 12x12 Cód. 800


Q  **06x**
Tambor minifix Cód. 700

R  **02x**
Perfil 1814mm Cód. 11439


S  **01x**
Trilho inferior 2185mm Cód. 11557

T  **06x**
Parafuso 6,0x30mm Cht. Cód. 701

U  **08x**
Prego 12x12 Cód. 821

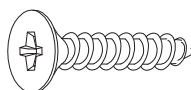
V  **16x**
Parafuso 3,0x22mm Cht. Cód. 9567

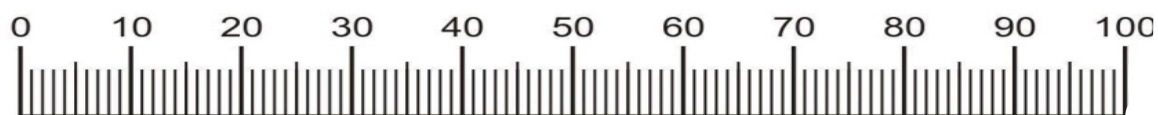
W  **16x**
Junção 13x50 Cód. 14663

X  **32x**
Parafuso 3,0x10mm Cht. Cód. 11656

Y  **10x**
Cantoneira Cód. 1607

Z  **02x**
Puxador/Manija/Puller Cód. 10869

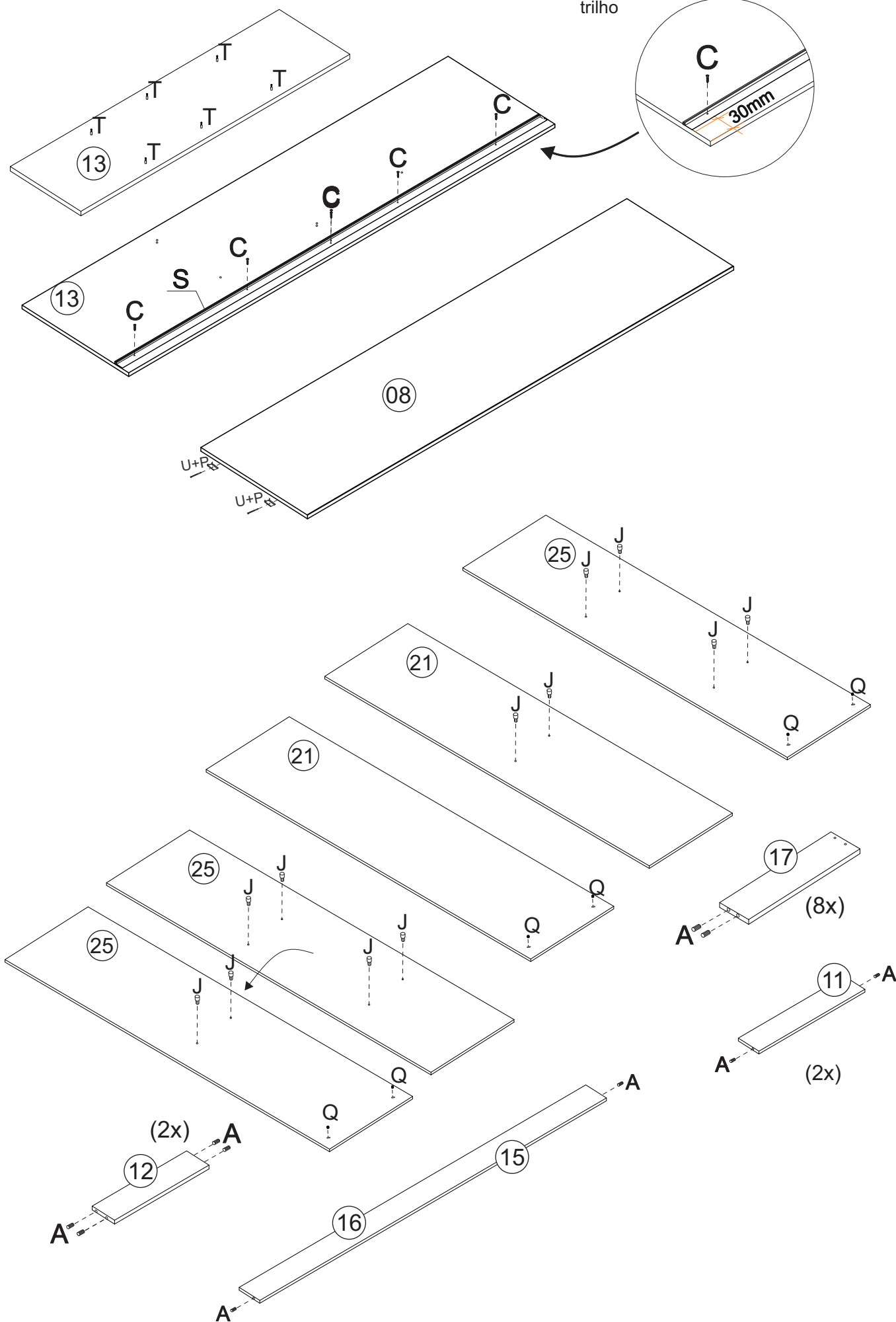
AA  **04x**
Parafuso/Tornillo/Screw 3,5x25mm Chat Cód. 692



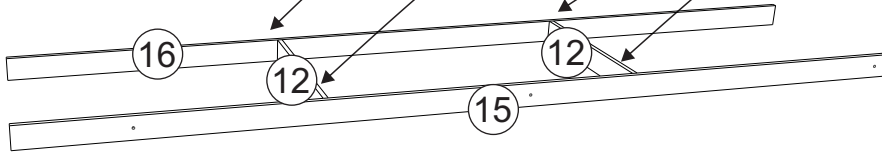
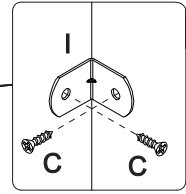
Medidas em mm

Pré-Montagem/Preparación Piezas

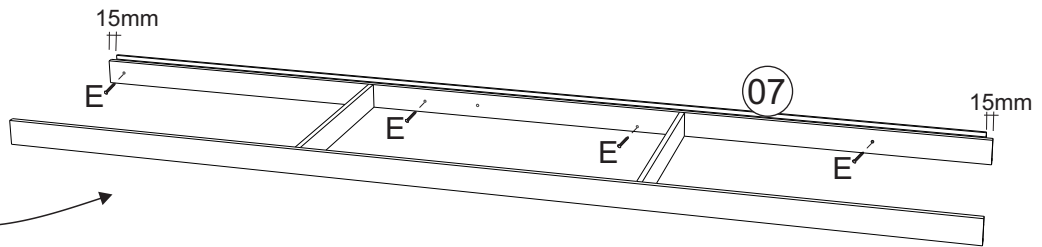
Obs: O trilho superior e inferior devem ser montados a 20mm da borda da base até a ponta do trilho



01 Montagem/Montaje

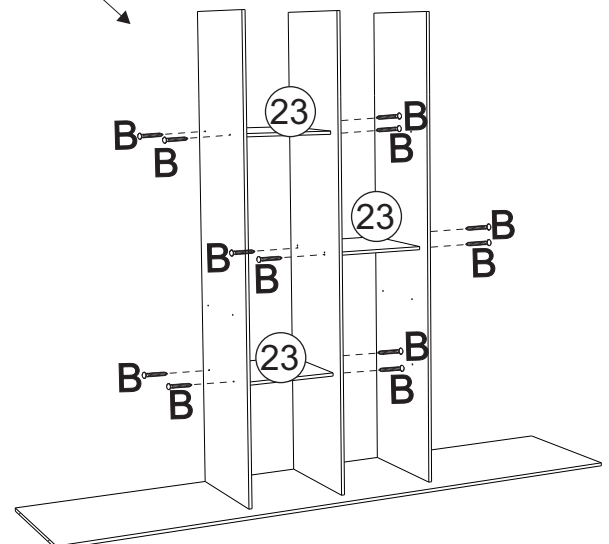
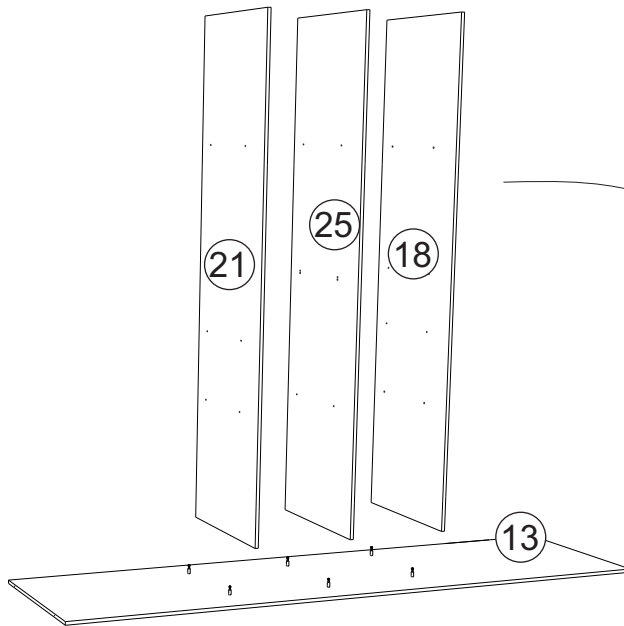


Obs: Ripa envoltório frontal (26), é fixada no roda pé frontal.

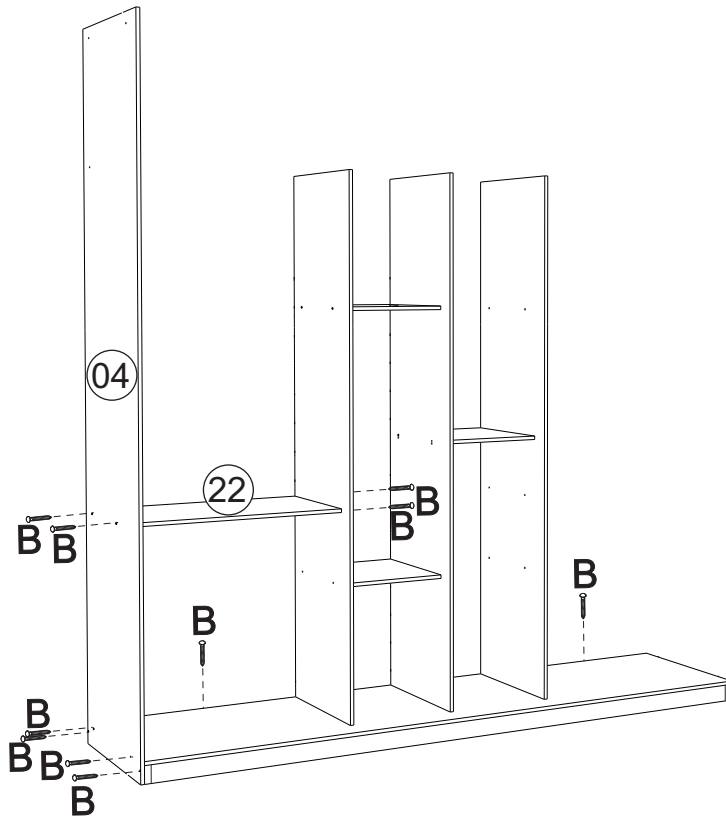


02 Montagem/Montaje

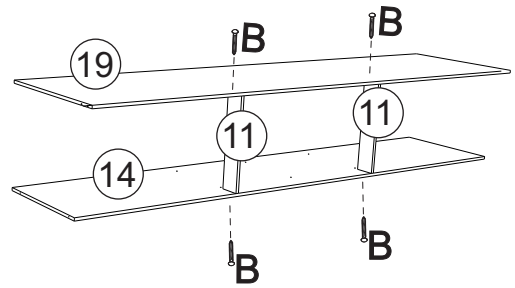
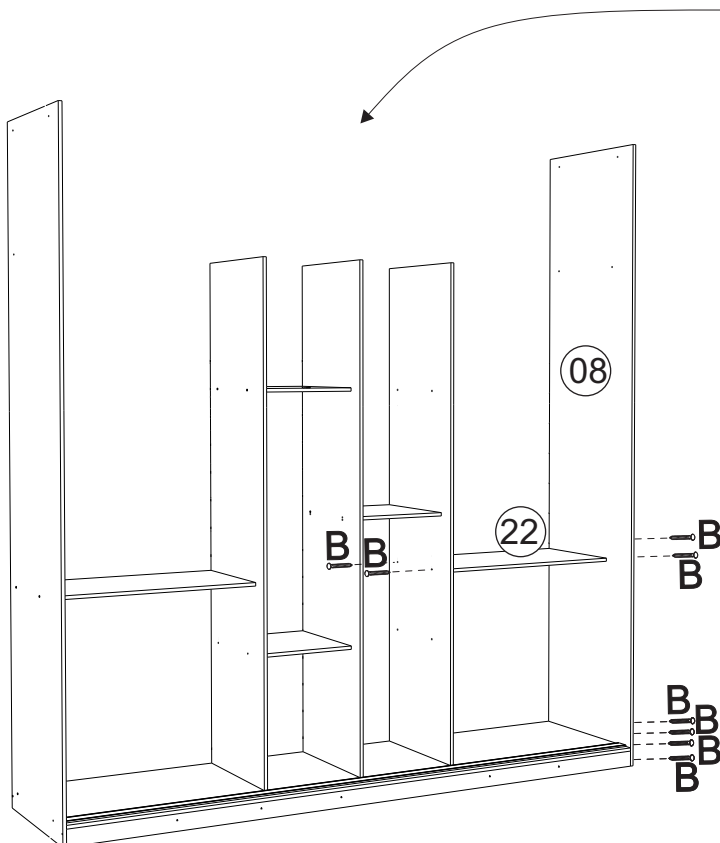
Obs: Roupeiro pode ser montado em pé.



03 Montagem/Montaje

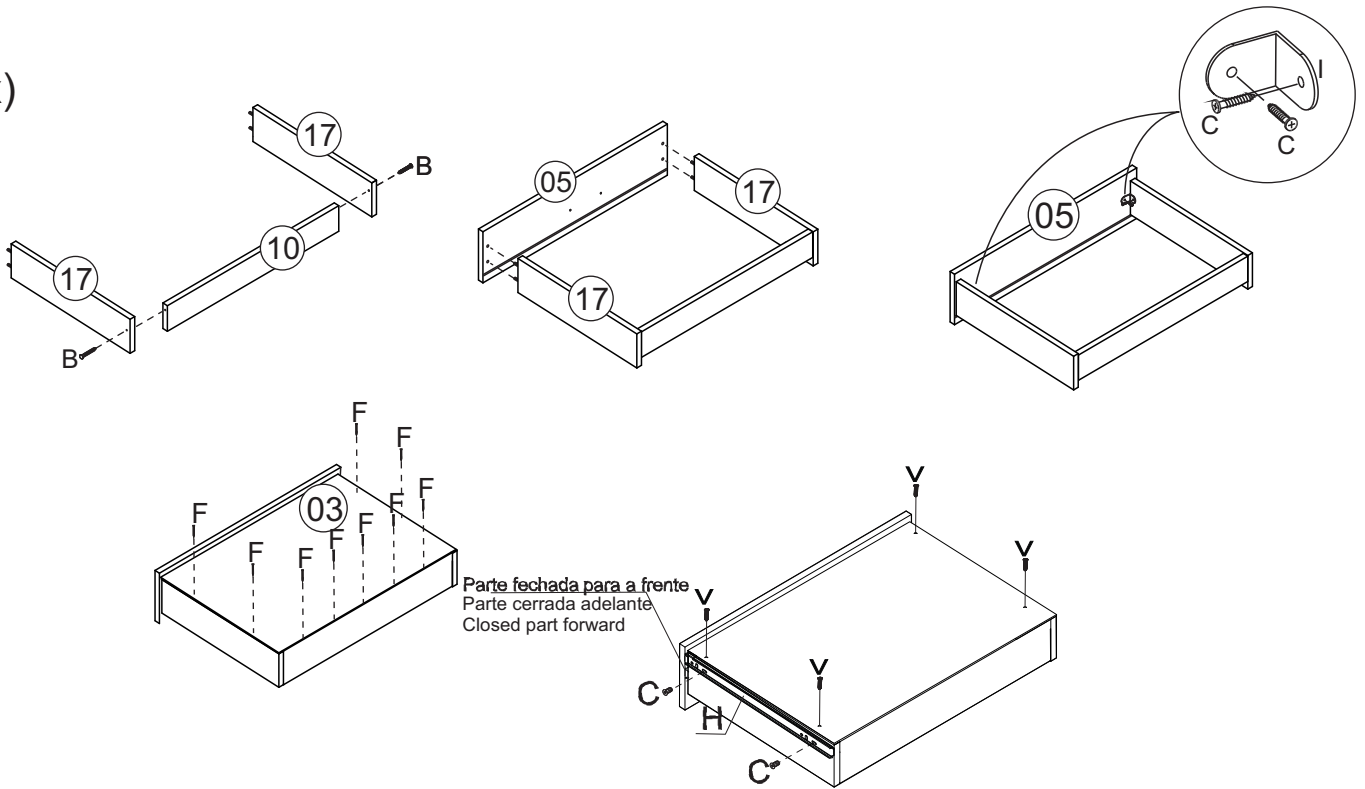


04 Montagem/Montaje

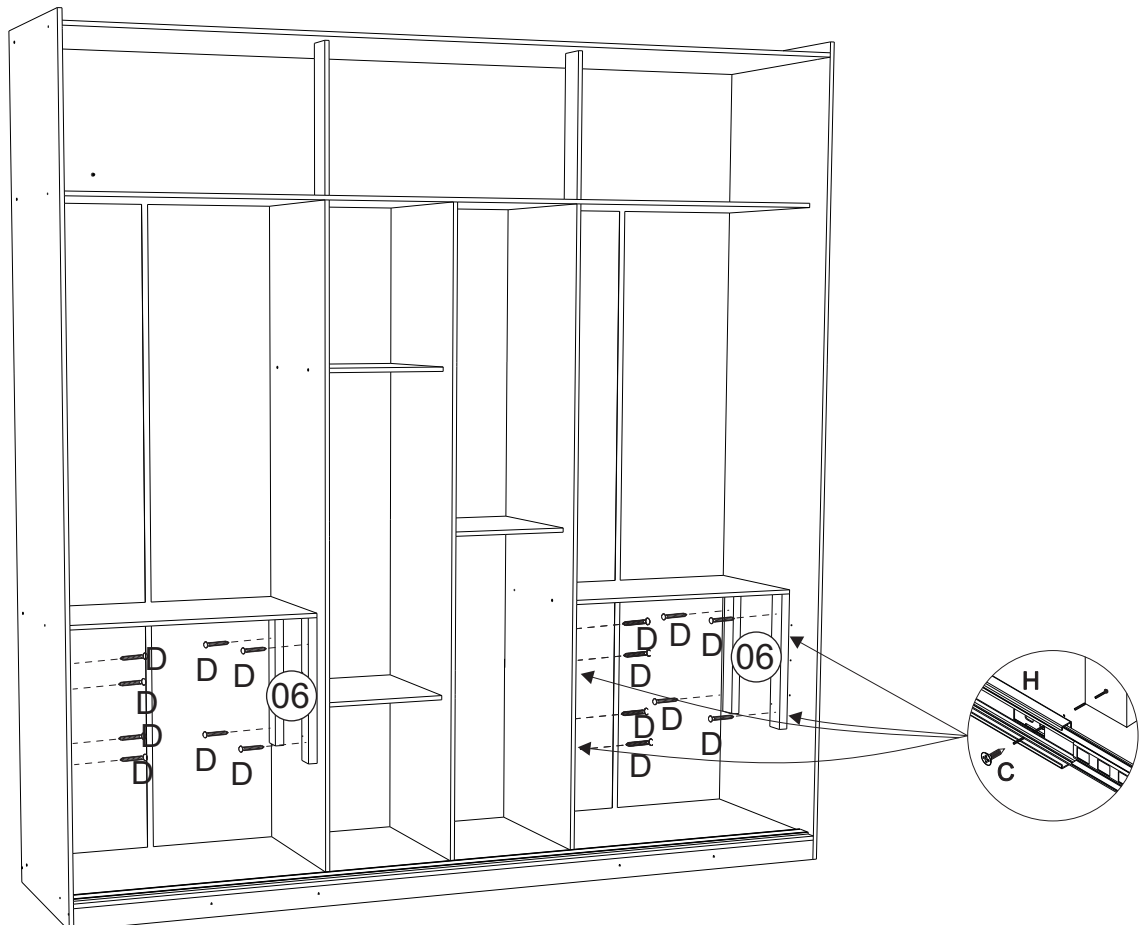


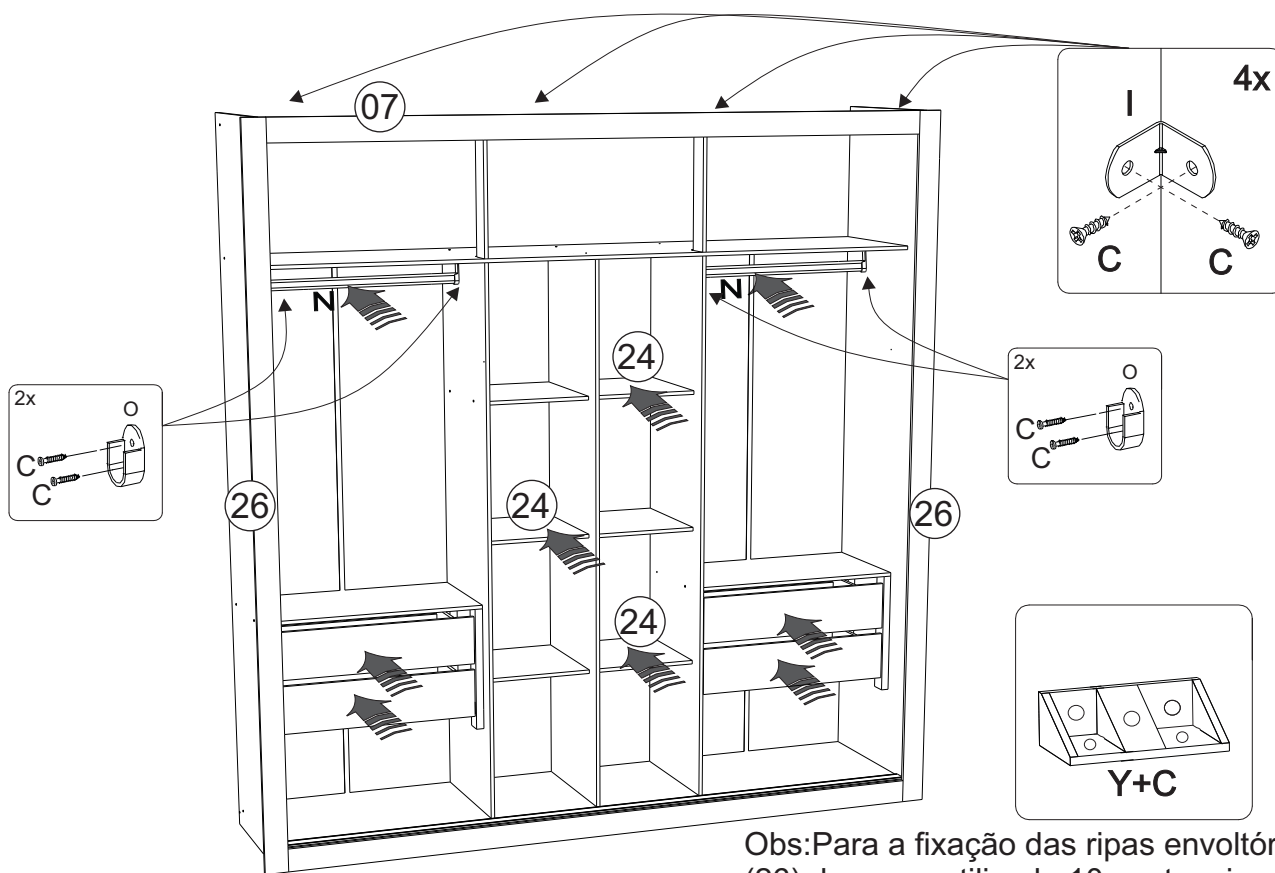
07 Montagem/Montaje

(4x)

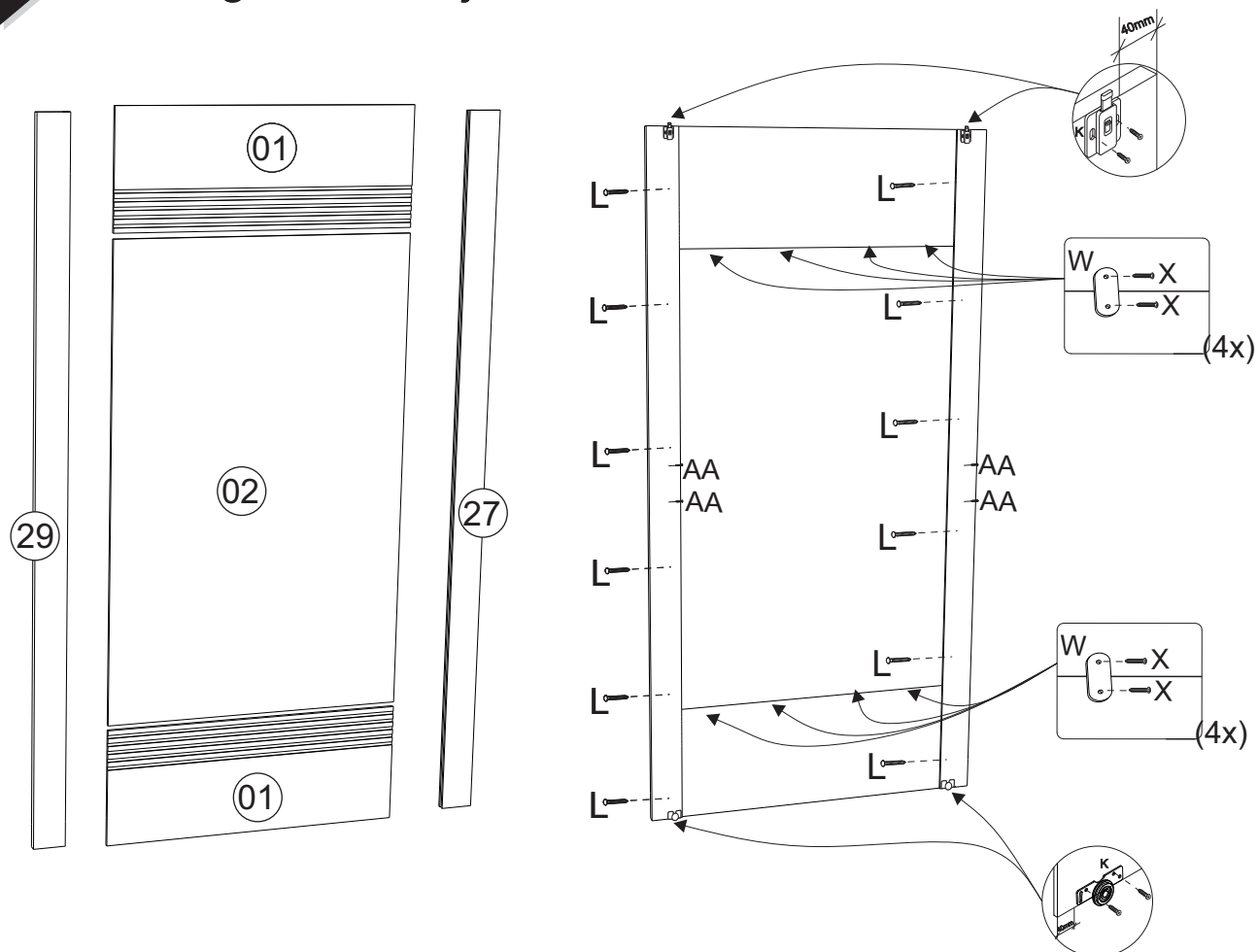


08 Montagem/Montaje



08**Montagem/Montaje**


Obs: Para a fixação das ripas envoltório lateral (26) deve ser utilizado 10 cantoneiras, sendo 5 unidades cada lado. Fixadas com parafuso 3x12.

09**Montagem/Montaje**

10 Montagem/Montaje




*Encaixar as portas primeiro no trilho superior e depois no trilho inferior.

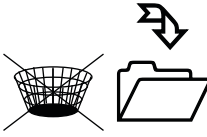


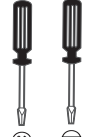
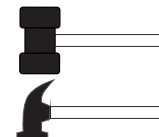
Encajar primero las puertas en el trillo superior y después en el trillo inferior.



12 Montagem/Montaje



 Giz para madeira	Produto para ser aplicado em caso de riscos na superfície.
 Giz para madeira	Product to be applied in case of scratches on the surface.
 Giz para madeira	Producto para ser aplicado en caso de rayas en la superficie.

		 2:00		
---	---	--	--	---