

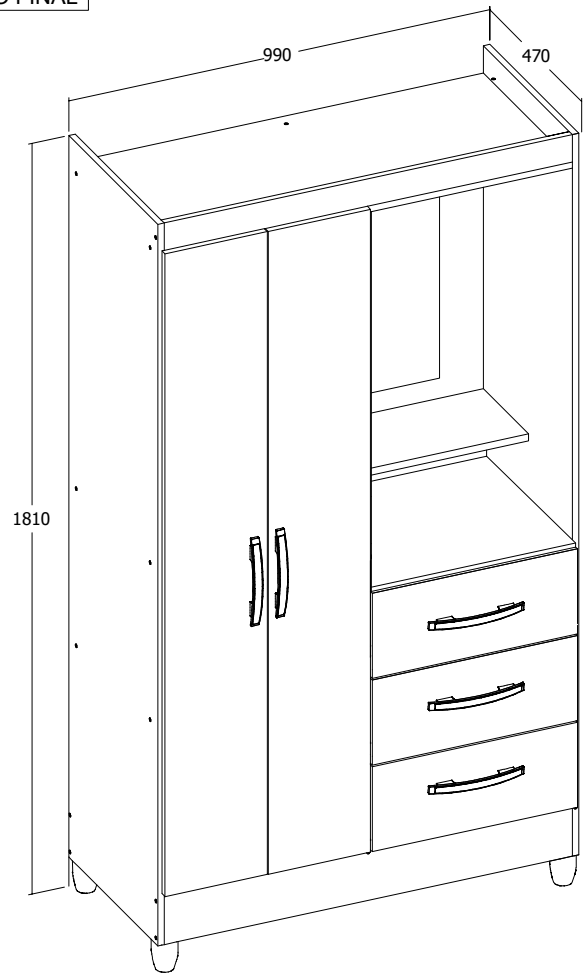


PRODUTO: **ROUPEIRO CAPELINHA 2P 3G**

CÓDIGO : **A628**

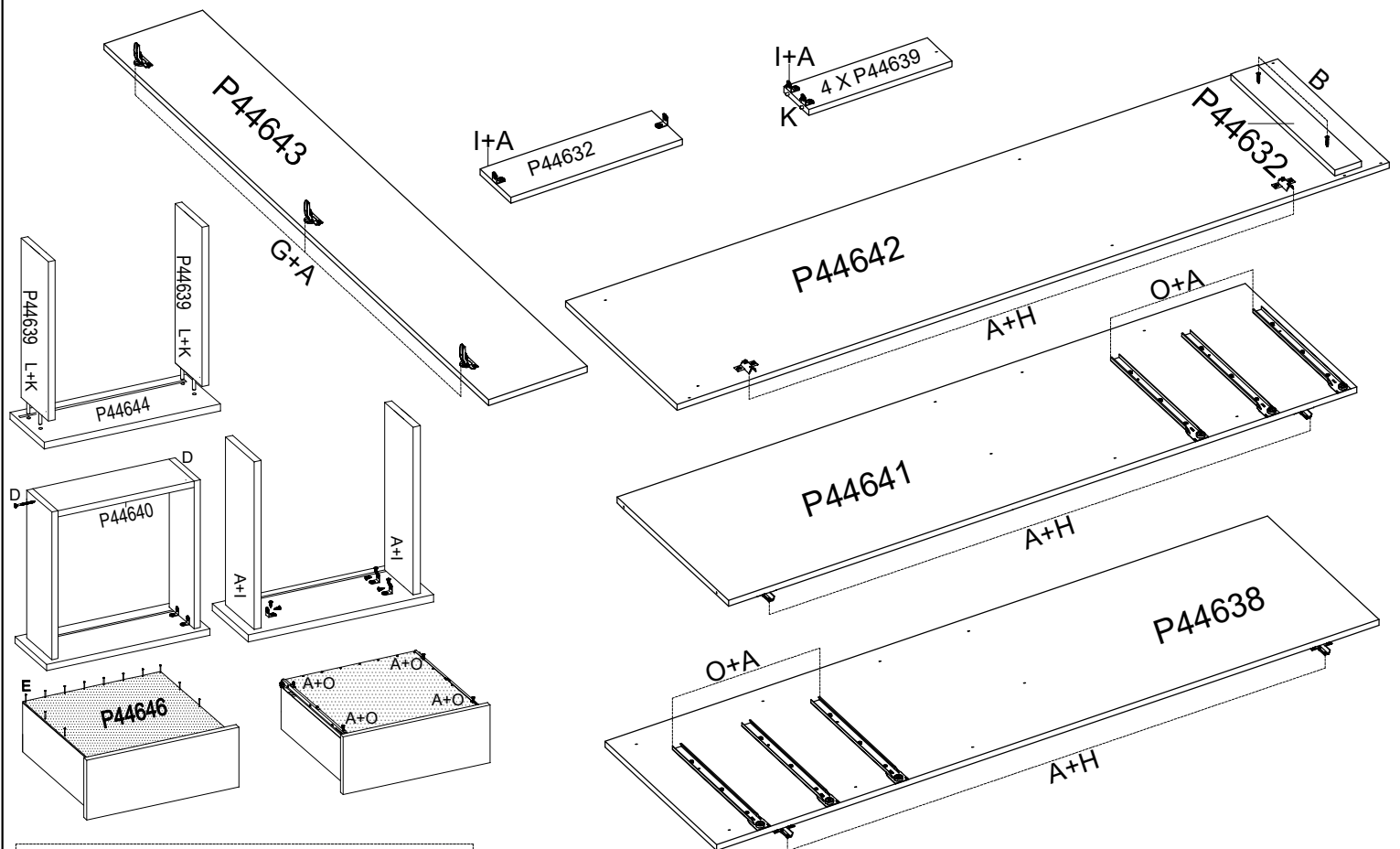
NOME DA PEÇA / NAME OF PARTS			
A	PARAFUSO / SCREW 3,5 X 12MM	118	
B	PARAFUSO / SCREW 3,5 X 25MM	2	
C	PARAFUSO / SCREW 3,5 X 30MM	10	
D	PARAFUSO / SCREW 4,0 X 50MM	38	
E	PREGO / NAIL 08 X 08 MM	110	
F	UNIÃO DE FUNDO / UNION BACK	14	
G	DOBRADIÇA / METAL HINGE	6	
H	CALÇO / METAL PLATE	6	
I	CANTONEIRA / METAL CONNECTION	16	
J	SUPORTE CABIDEIRO / SUPPORT	2	
K	CAVILHA / PLUG 6 X 30MM	14	
L	COLA / GLUE	1	
M	LOGOMARCA / TAG	1	
N	PUXADOR VENEZA 128MM / HANDLE	5	
O	CORREDIÇA 350MM / METAL RAILS	3	
P	PÉ / FOOT 70MM	4	
Q	CABIDEIRO / SUPPORT 465MM	1	

ASPECTO FINAL



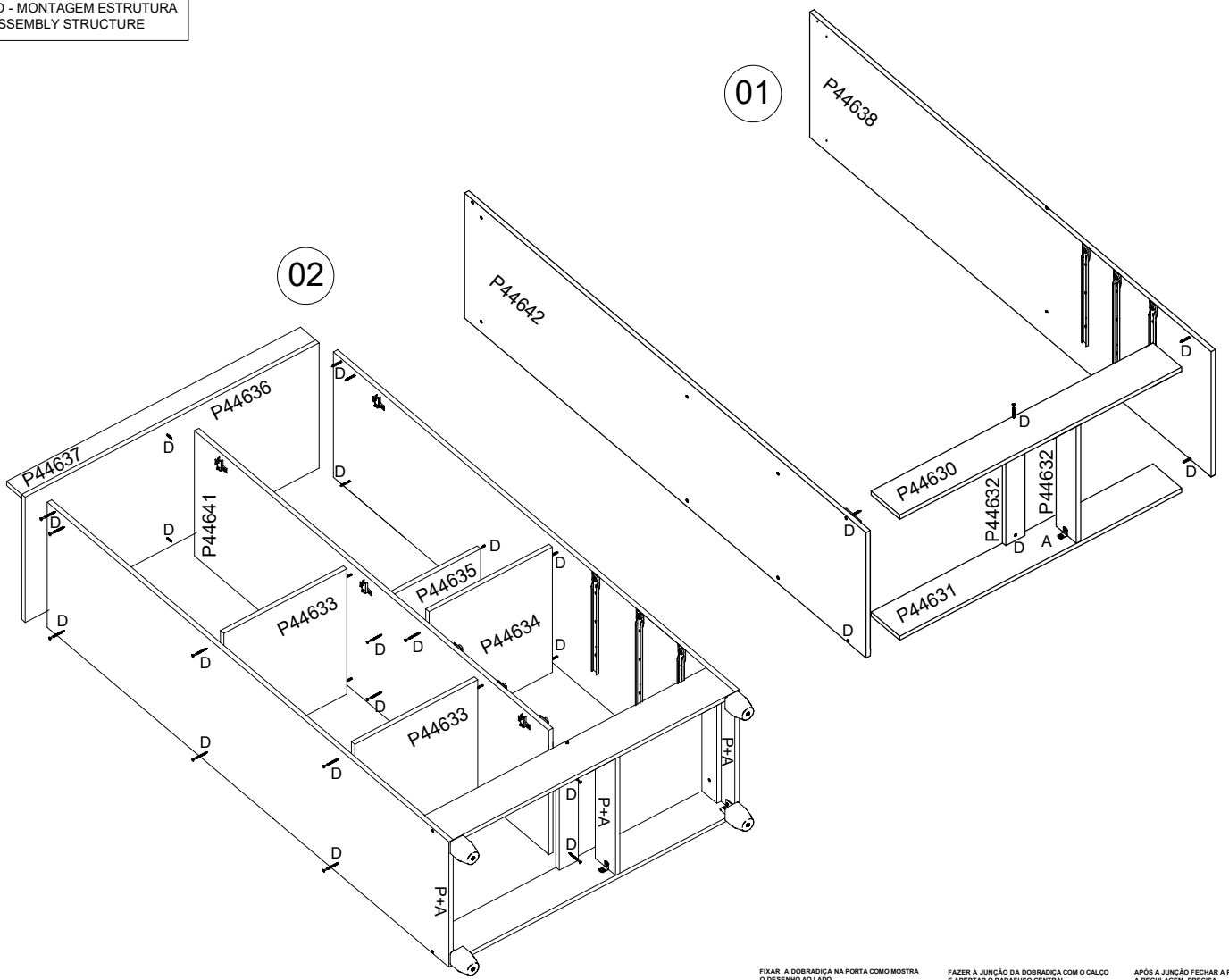
NOME DA PEÇA / NAME OF PARTS			
P44630	RODAPÉ FRONTAL / FRONT VIEW	961 X 124 X 15MM	1
P44631	RODAPÉ TRASEIRO / BACK VIEW	961 X 124 X 15MM	1
P44632	TRAVA RODAPÉ / SUPPORT VIEW	419 X 65 X 15MM	3
P44633	PRATELEIRA / LEFT SHELVES	473 X 450 X 15MM	2
P44634	PRATELEIRA CENTRAL / CENTRAL SHELVES	473 X 450 X 15MM	1
P44635	MEIA PRATELEIRA / SHELVES	473 X 255 X 15MM	1
P44636	CHAPÉU / TOP	961 X 450 X 15MM	1
P44637	VISTA SUPERIOR / SUPERIOR VIEW	961 X 66 X 15MM	1
P44638	LATERAL DIREITA / RIGHT SIDE	1740 X 450 X 15MM	1
P44639	LATERAL DE GAVETA / DRAWER SIDE	350 X 100 X 15MM	6
P44640	CONTRA FUNDO / DRAWER BACK	418 X 100 X 15MM	3
P44641	DIVISÃO ESQUERDA / LEFT DIVISION	1535 X 450 X 15MM	1
P44642	LATERAL ESQUERDA / LEFT SIDE	1740 X 450 X 15MM	1
P44643	PORTA DIR ESQ / RIGHT AND LEFT DOOR	1550 X 241 X 15MM	2
P44644	FRENTE DE GAVETA / DRAWER FRONT	483 X 200 X 15MM	3
P44645	FUNDO BASE / BASE BACK	470 X 448 X 03MM	1
P44646	FUNDO DE GAVETA / DRAWER BACK	446 X 355 X 03MM	3
P44647	FUNDO DIR ESQ / RIGHT AND LEFT BACK	1570 X 490 X 03MM	1
P44648	FUNDO CENTRAL INF / INFERIOR CENTRAL BACK	804 X 490 X 03MM	1
P44649	FUNDO CENTRAL SUP (ESPELHO) / SUPERIOR BACK	766 X 490 X 03MM	1

1º PASSO - PREPARAÇÃO DA PEÇAS

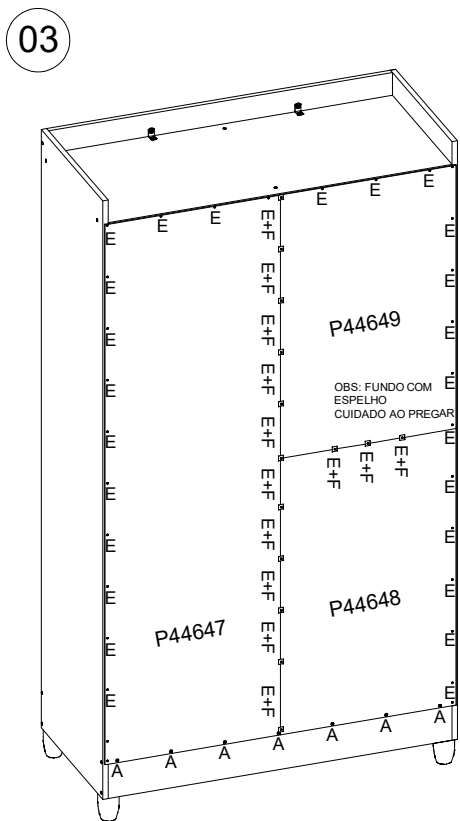


MONTAGEM GAVETA / DRAWER ASSEMBLY

2º PASSO - MONTAGEM ESTRUTURA
STEP - ASSEMBLY STRUCTURE



4º PASSO - PREGAR OS FUNDOS
STEP - BACK ASSEMBLY



5º PASSO - COLOCAÇÃO DAS PORTAS
STEP - DOOR ASSEMBLY

