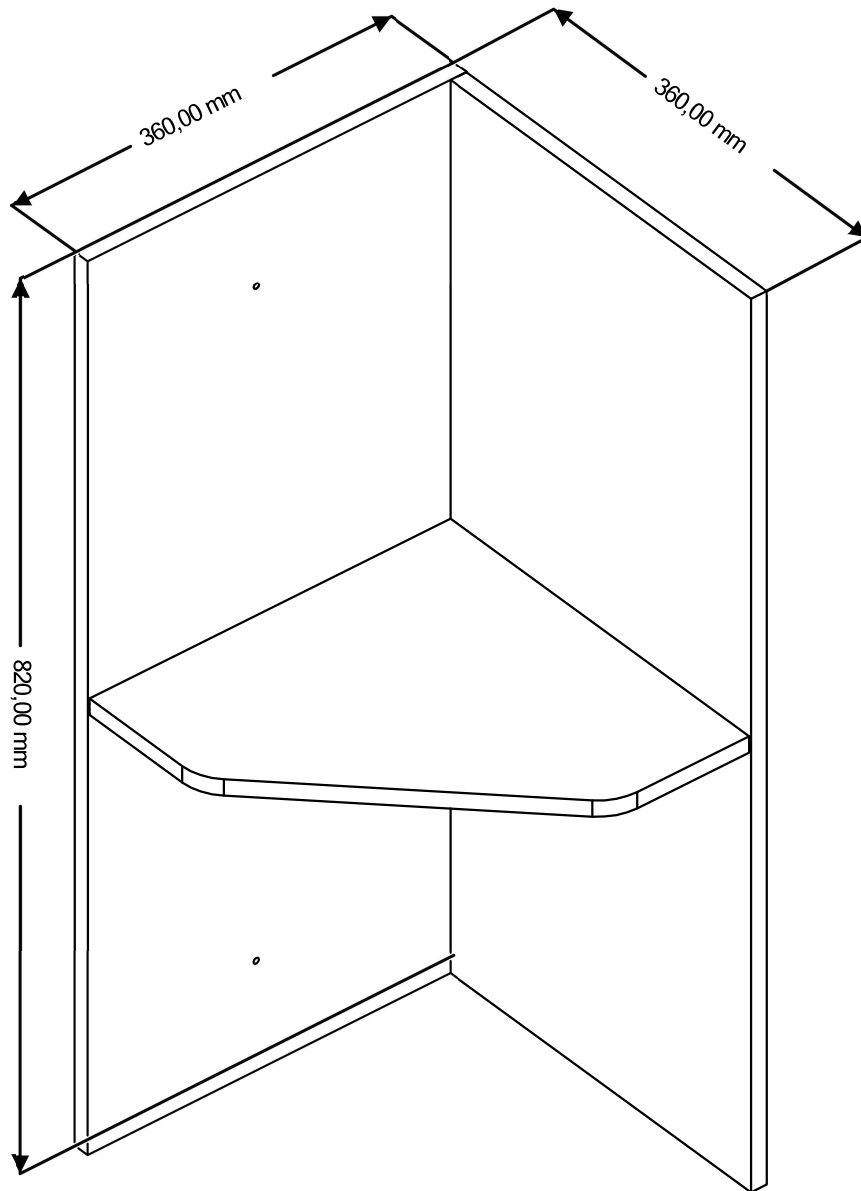


# Manual de montagem

Instrucciones de montaje Assembly instructions

## N526




**! Imagens meramente ilustrativas !**  
Imágenes ilustrativas/Images merely illustrative.

Dúvidas? Entre em contato:  
Dudas? Ponerse em contacto:  
Doubts? Get in touch:  
(51) 3635-8839

A montagem deve ser efetuada por 2 pessoas.

El montaje debe ser efectuada por 2 personas.

The assembly must be done by 2 people.



Ferramentas necessárias para montar o móvel.

Herramientas necesarias para armar el

mueble Tools needed to assemble the furniture.



Dúvidas? Entrar em contato:

Dudas? Ponerse en  
contacto:

Doubts? Get in touch:

Fone: (51) 3635-8839


[www.kappesberg.com.br](http://www.kappesberg.com.br)



Montar o móvel sobre uma superfície limpa e plana.

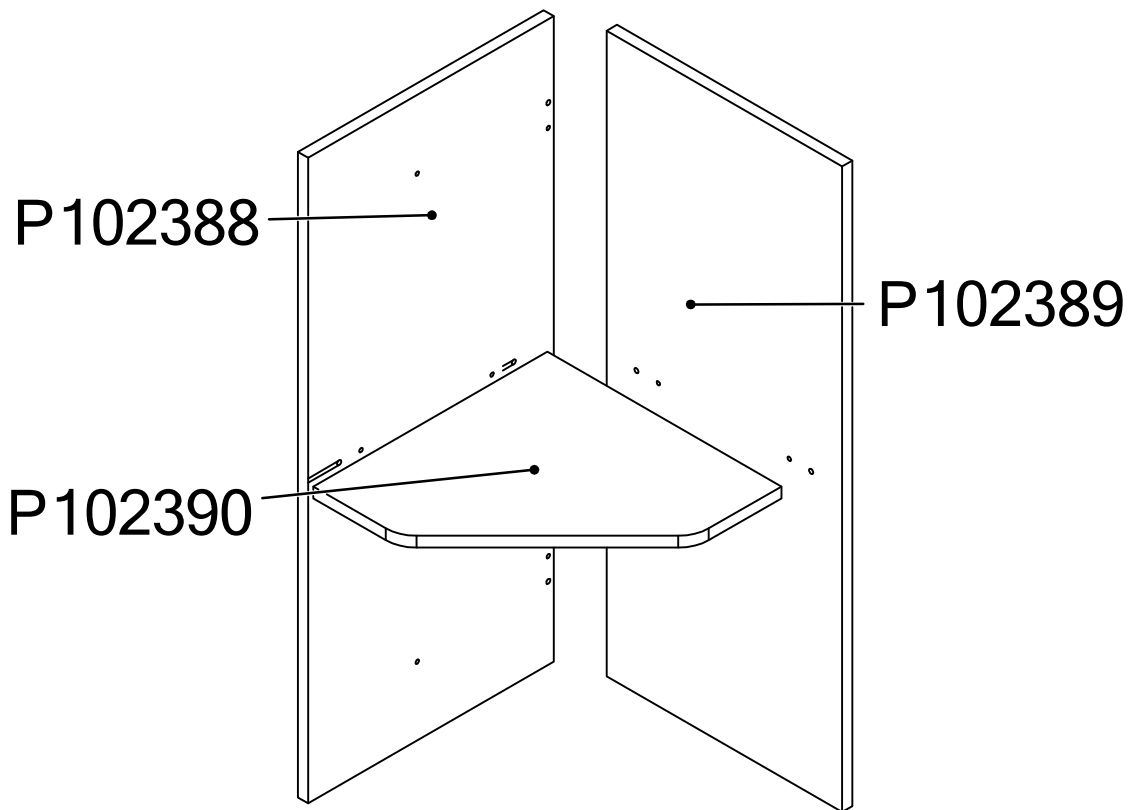
Armar el mueble sobre una superficie limpia y plana.

Assemble the furniture on a clean, flat surface.



## IDENTIFICAÇÃO DAS PEÇAS / IDENTIFICACIÓN DE LAS PIEZAS PARTS IDENTIFICATION

Quantidade / Cantidad / Amount	Código / Code	Descrição	Descripción	Description	C x L x E	L x W x T
1	P102388	LATERAL ESQUERDA	LADO IZQUIERDO	LEFT SIDE	820 x 360 x 15 mm	32.28 x 14.17 x 0.59 in
1	P102389	LATERAL DIREITO	LADO DERECHO	RIGHT SIDE	820 x 345 x 15 mm	32.28 x 13.58 x 0.59 in
1	P102390	PRATELEIRA/USINADA	ESTANTE	SHELF	343 x 343 x 15 mm	13.50 x 13.50 x 0.59 in







**IDENTIFICAÇÃO DOS ACESSÓRIOS / IDENTIFICACIÓN DE ACCESORIOS IDENTIFICATION OF ACCESSORIES**

**NOTAS: A separação dos acessórios antes de iniciar a montagem facilitará a mesma. Em caso de dúvida na identificação, coloque o acessório sobre a régua.**

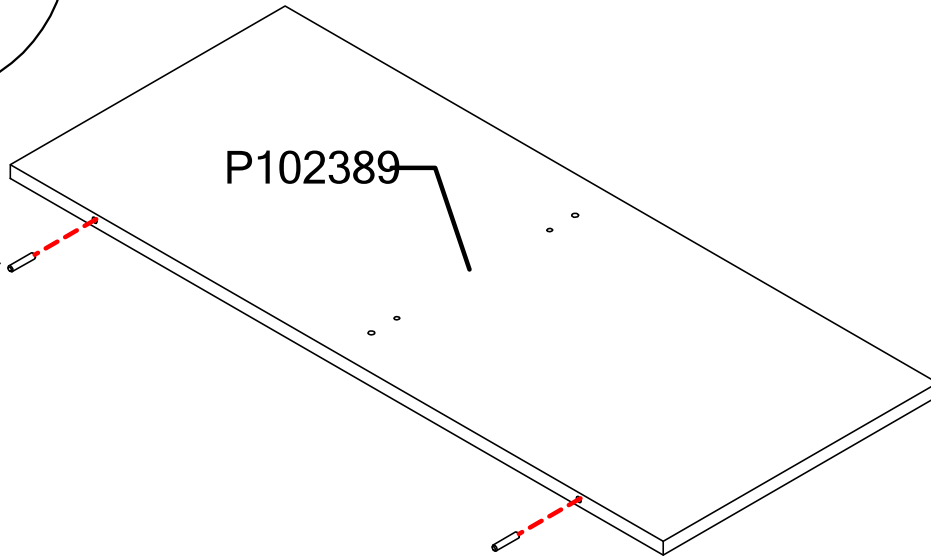
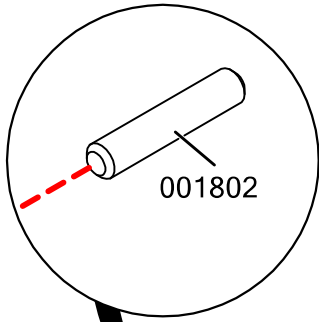
Nota: Separar los accesorios antes de iniciar el montaje facilitará el mismo. En caso de duda en la identificación, coloque el accesorio en la regla.

NOTE: Separating the accessories before starting assembly will make it easier. In case of doubt in the identification, place the accessory on the ruler.

	Quantidade / Cantidad / Amount	Código / Code	Descrição	Descripción	Description
	6	1802	CAVILHAS DE MADEIRA 6X30 PINUS	TARUGO 6X30MM	DOWEL 6X30MM
	6	226	P.CHATO 4,0 X 40MM	TORNILLO 4,0 X 40MM	SCREW 4,0 X 40MM
	2	54117	P.CHATO 3,5 X 25 CAB. PHILLIPS ZB/BC (IDELLI)	TORNILLO 3,5 X 25	SCREW 3,5 X 25
	2	TAPA FURO 13MM	TAPA FURO 13MM	TAPA DEL AGUJERO 13MM	SCREW CAP COVER 13MM

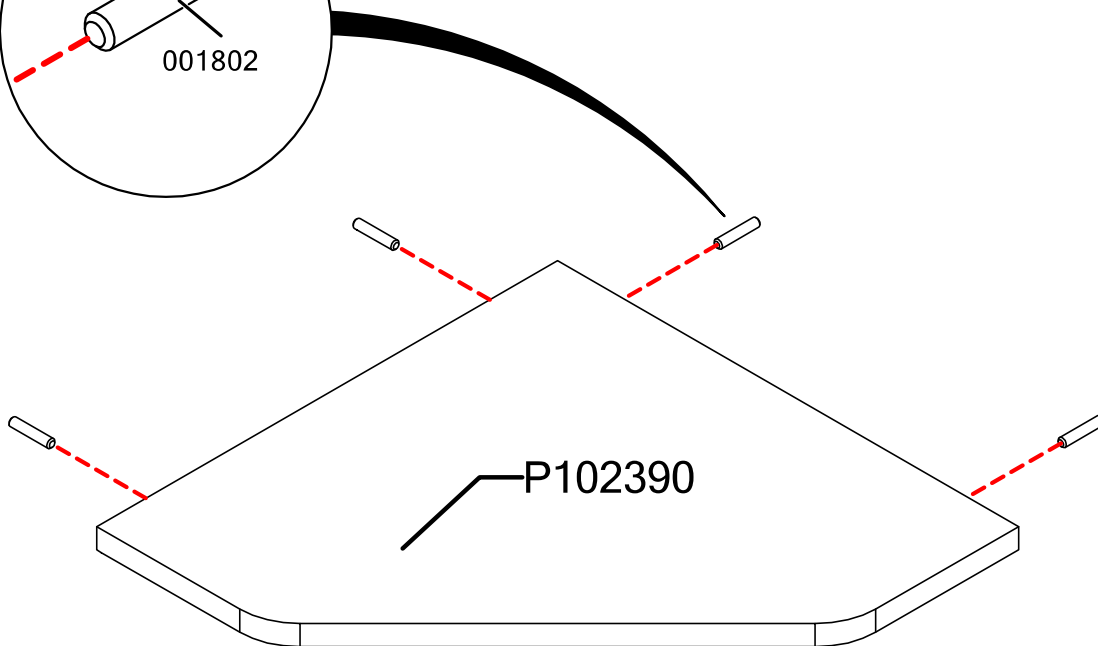
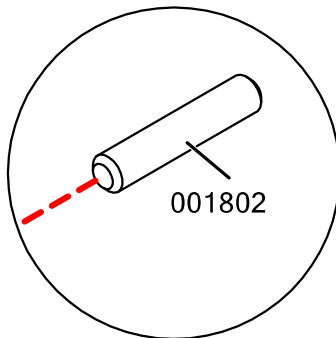
## PASSO / PASO / STEP 1

Cód.	Qtde.
001802	2

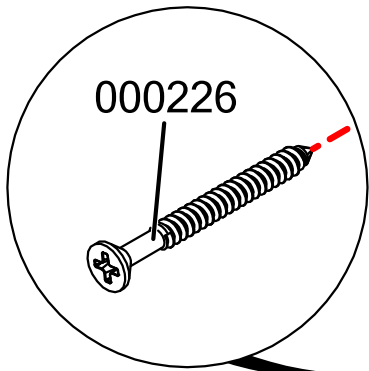


## PASSO / PASO / STEP 2

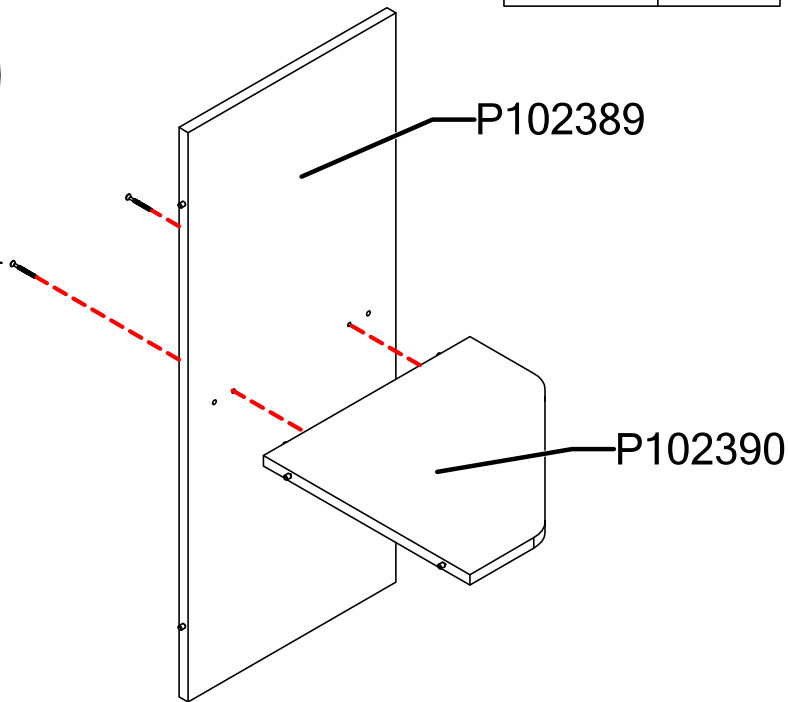
Cód.	Qtde.
001802	4



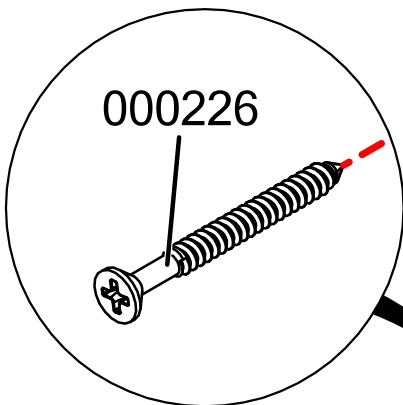
## PASSO / PASO / STEP 3



Cód.	Qtde.
000226	2



## PASSO / PASO / STEP 4



Cód.	Qtde.
000226	4

