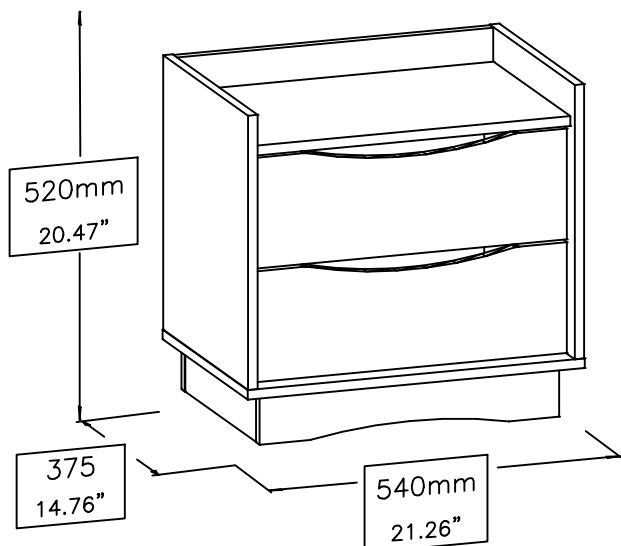
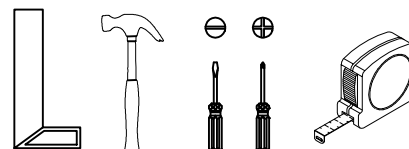


kappesberg

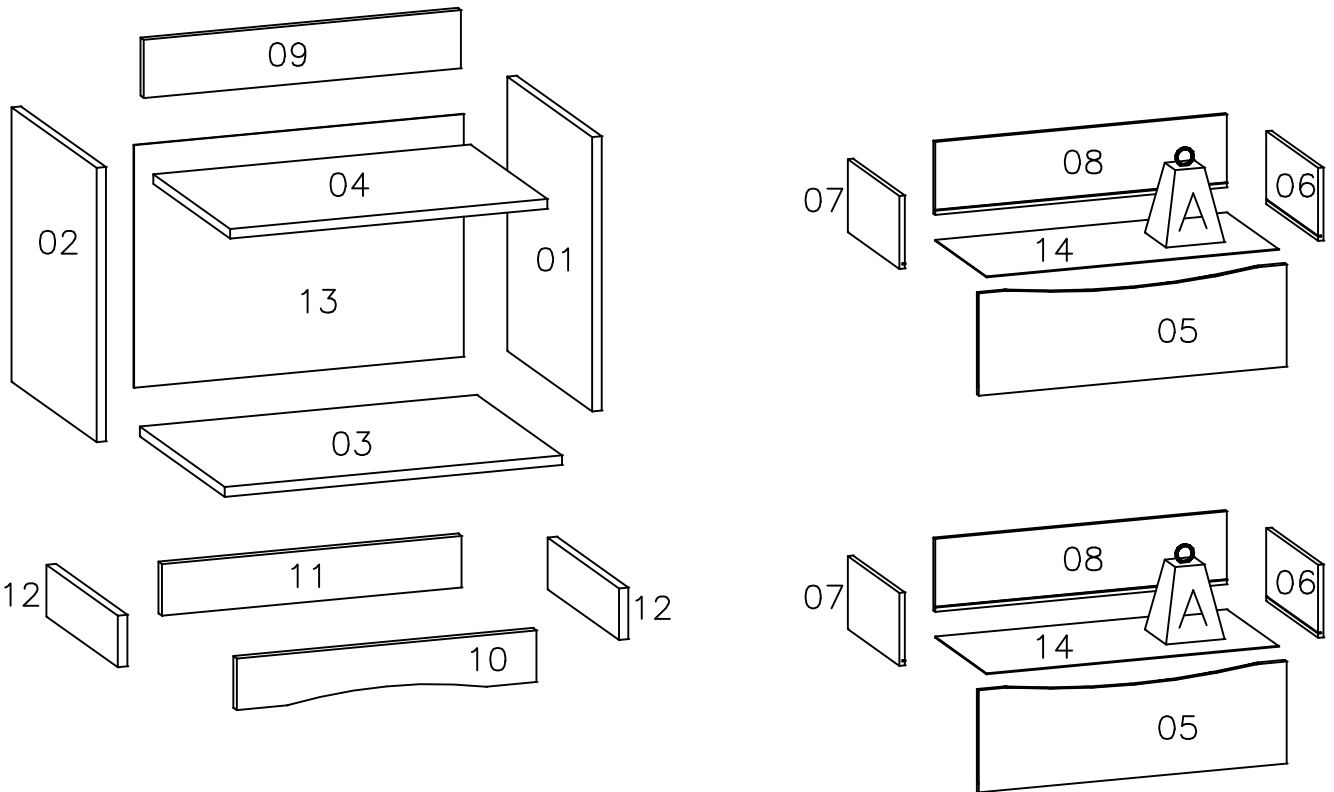
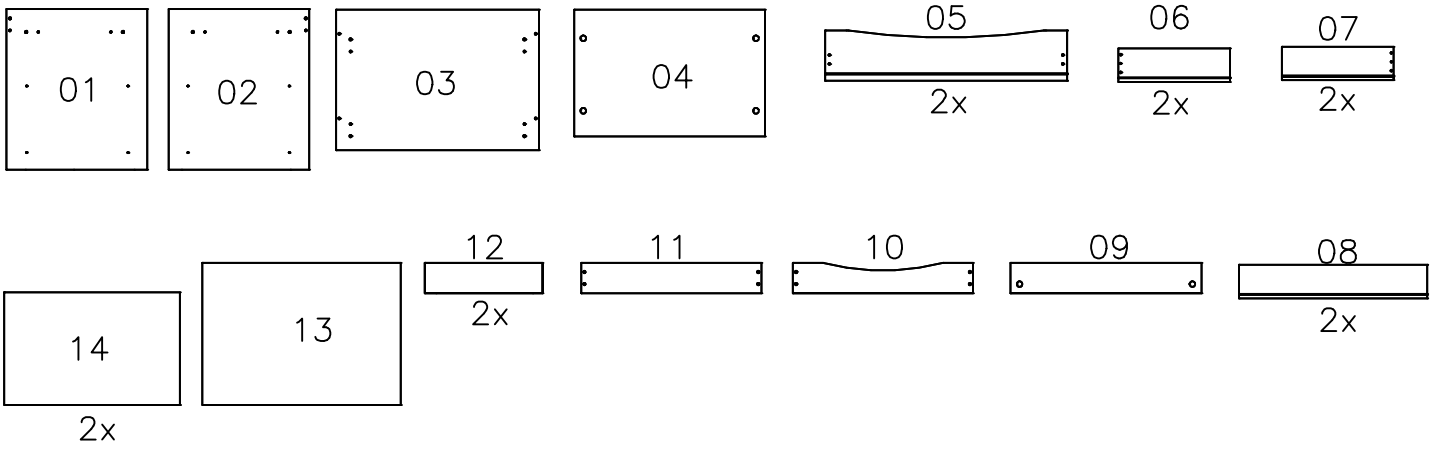
A montagem deve ser efetuada por UMA pessoas.El montaje debe ser efectuado por UNA personaThe assembly must be done by ONE peopleFerramentas necessárias para montar o móvel  
Herramientas necesarias para armar el mueble.  
Tools needed to assemble the furniture.Montar o móvel sobre uma superfície  
limpa e planaArmar el mueble sobre una superficie  
limpia y planaAssemble the furniture on a clean and  
flat surface

Y:\Pastas pessoais\Rudimar\Capturar 2.PNG

## Lista de peças / Lista de piezas / List of pieces




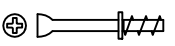
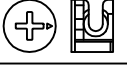



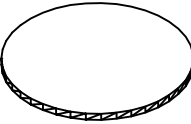
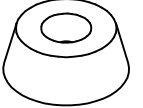
| Código<br>Código<br>Code | Descrição              | Descripción                | Description        | Quantidade<br>Cantidad/<br>Amount | Comprimento<br>Longitud/<br>Length<br>(mm) | Comprimento<br>Longitud/<br>Length<br>(in.) | Largura/<br>Ancho/<br>Width<br>(mm) | Largura/<br>Ancho/<br>Width<br>(in.) | Espessura<br>Espesor/<br>Thickness<br>(mm) | Espessura<br>Espesor/<br>Thickness<br>(in.) | Caixa/<br>Caja/<br>Box |
|--------------------------|------------------------|----------------------------|--------------------|-----------------------------------|--|---|-------------------------------------|--------------------------------------|--|---|------------------------|
| 01                       | Lateral direita        | Lateral derecha            | Right side         | 1                                 | 425  | 16.73"                                      | 372                                 | 14.65"                               | 15   | .59"  | A                      |
| 02                       | Lateral esquerda       | Lateral izquierda          | Left side          | 1                                 | 425  | 16.73"                                      | 372                                 | 14.65"                               | 15   | .59"  | A                      |
| 03                       | Base                   | Pieza de suelo             | Basis              | 1                                 | 537  | 21.14"                                      | 372                                 | 14.65"                               | 15   | .59"  | A                      |
| 04                       | Tampo                  | Tapa del cajón             | Top of drawers     | 1                                 | 505  | 19.88"                                      | 336                                 | 13.23"                               | 15   | .59"  | A                      |
| 05                       | Frente de gaveta       | Frente de cajón            | Front drawer       | 2                                 | 496  | 19.53"                                      | 172                                 | 6.77"                                | 15   | .59"  | A                      |
| 06                       | Lateral de gaveta dir. | Lateral de cajón derecha   | Right drawer side  | 2                                 | 300  | 11.81"                                      | 120                                 | 4.72"                                | 15   | .59"  | A                      |
| 07                       | Lateral de gaveta esq. | Lateral de cajón izquierda | Left drawer side   | 2                                 | 300  | 11.81"                                      | 120                                 | 4.72"                                | 15   | .59"  | A                      |
| 08                       | Cabeceira de gaveta    | Cabecera de cajón          | Back drawer        | 2                                 | 451  | 17.76"                                      | 120                                 | 4.72"                                | 15   | .59"  | A                      |
| 09                       | Travessa superior      | Pieza cruzada superior     | Upper crosspiece   | 1                                 | 505  | 19.88"                                      | 90                                  | 3.54"                                | 15   | .59"  | A                      |
| 10                       | Rodapé frontal         | Zócalo de frente           | Frontal baseboard  | 1                                 | 447  | 17.60"                                      | 80                                  | 3.15"                                | 15   | .59"  | A                      |
| 11                       | Rodapé traseiro        | Zócalo trasero             | Back baseboard     | 1                                 | 447  | 17.60"                                      | 80                                  | 3.15"                                | 15   | .59"  | A                      |
| 12                       | Rodapé interno         | Zócalo interno             | Internal baseboard | 1                                 | 312  | 12.28"                                      | 80                                  | 3.15"                                | 15   | .59"  | A                      |
| 13                       | Costas                 | Pieza del fondo            | Back panel         | 2                                 | 525  | 20.67"                                      | 376                                 | 14.80"                               | 3  | .12"  | A                      |
| 14                       | Fundo de gaveta        | Fondo de cajón             | Bottom drawer      | 2                                 | 464  | 18.27"                                      | 298                                 | 11.73"                               | 3  | .12"  | A                      |

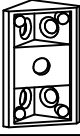






**IDENTIFICAÇÃO DAS PEÇAS/ IDENTIFICACIÓN DE LAS PIEZAS/ PARTS IDENTIFICATION**




|   | Kg | lb      |
|---|----|---------|
| A | 6  | 13.23lb |

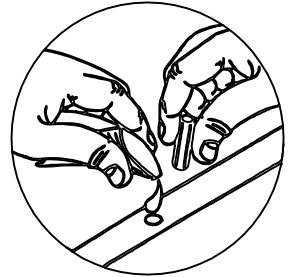
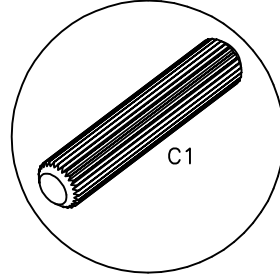
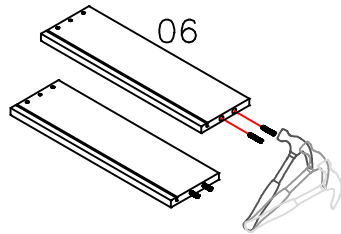
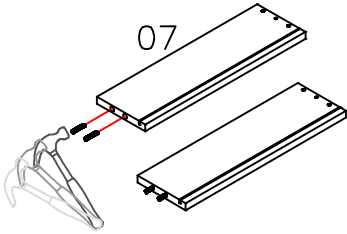
**IDENTIFICAÇÃO DOS ACESSÓRIOS / IDENTIFICACIÓN DE ACCESORIOS / IDENTIFICATION OF ACCESSORIES**

| Ferragem / Herrajes / Hardware |  |  |                                   |
|--------------------------------|--|--|-----------------------------------|
|                                | Código/<br>Código/<br>Code   | Descrição / Descripción /<br>Description   | Quan.<br>/<br>Cant.<br>/<br>Amou. |
| PC8                            | 226  |  Parafuso/<br>Tornillo/ Screw<br>4x40                           | 12                                |
| PC5                            | 5256   |  Parafuso/<br>Tornillo/ Screw<br>4X20                           | 4                                 |
| PC3                            | 4214   |  Parafuso/<br>Tornillo/ Screw<br>3,5X14                         | 60                                |
| PM                             | 30945  |  Parafuso Minifix/<br>Tornillo/Connecti<br>ng Bolt              | 6                                 |
| TM                             | 30950  |  Tambor<br>Minifix/Cilindro/M<br>inifix Cam                     | 6                                 |
| C1                             | 1802   |  Cavilha/Tarugo/<br>Dowel 6x30mm                              | 38                                |
| PR1                            | 107  |  Prego/Clavo/Nail<br>10x10                                    | 18                                |
| PR2                            | 108  |  Prego/Clavo/Nail<br>12x12                                    | 4                                 |
| TP1                            | JA=44674<br>(Jacaranda)<br>BR=45292<br>(New White)<br>NG=63103<br>(Nogueira) |  Tapa furo/Tapa<br>del<br>agujero/Screw<br>cap cover<br>19mm  | 2                                 |
| SD                             | 1901   |  Sapata<br>deslizadora<br>preta/Zapata<br>negra/Shoe<br>black | 4                                 |


|      |       |   |  |   |
|------|-------|---|--|---|
| CG   | 899   |    | Cantoneira/<br>Cantón /Angle<br>bracket  | 9 |
| S5   | 18458 |    | Suporte<br>triangular<br>preto/Soporte<br>triangular<br>negro/Black<br>triangular<br>support   | 4 |
| TT15 | 9826  |    | Trilho telescópico<br>light/Corredera<br>de metal/Metal<br>slide 300mm                         | 2 |
|      | TT15A |    | Instalação nos<br>painéis/<br>deslizante sobre<br>paneles/Sliding<br>installation on<br>panels |   |
|      | TT15B |   | Corrediça da<br>gaveta/Drawer<br>slide/Corredera<br>de cajón                                   |   |
| EM   | 58    |  | Etiqueta<br>marca/Tag label<br>"Kappesberg"  | 1 |
| CB   | 41    |  | Cola branca em<br>bisnaga/Cola<br>blanca/White<br>glue (10g)                                   | 1 |

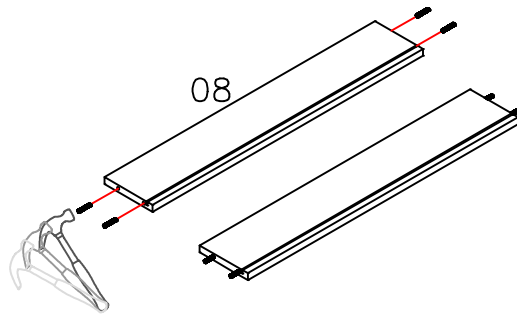
01

|    |   |   |
|----|---|---|
| C1 |  | 8 |
|----|---|---|



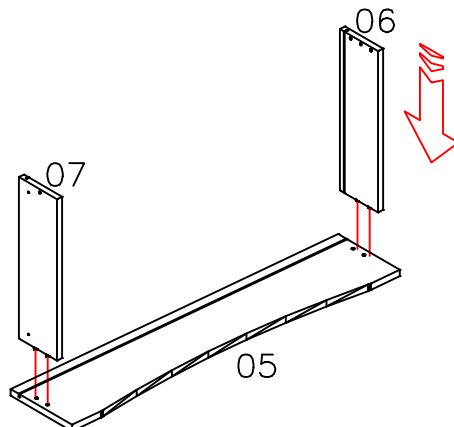
02

|    |   |   |
|----|---|---|
| C1 |  | 8 |
|----|---|---|





03

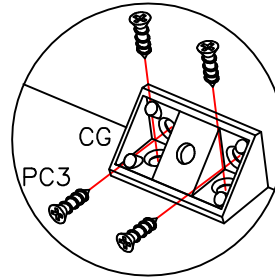
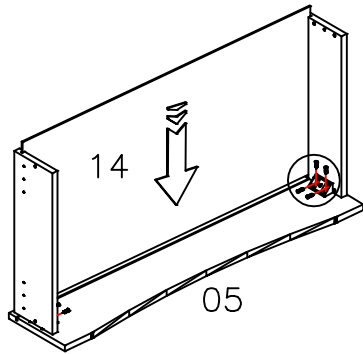
2x



04


2x

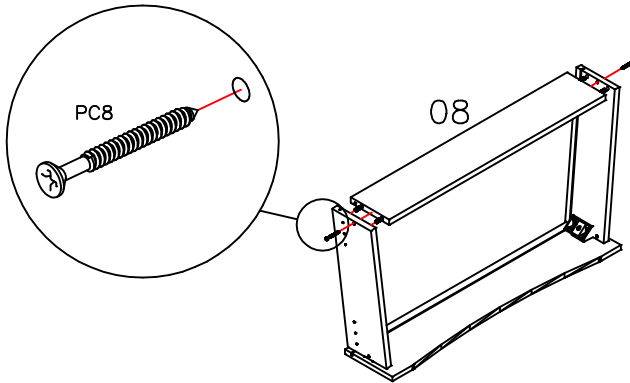
|     |   |    |
|-----|---|----|
| PC3 |  | 16 |
| CG  |  | 4  |



05


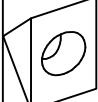
2x

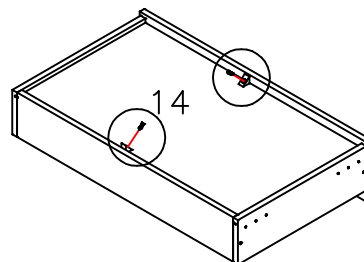
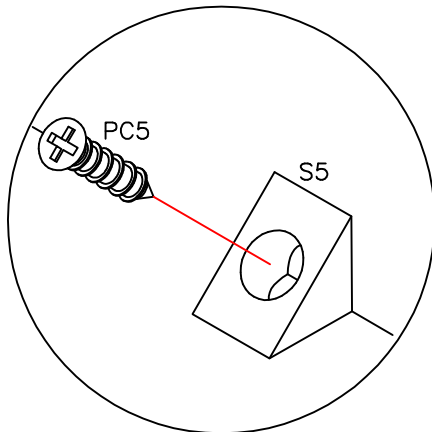
|     |   |   |
|-----|---|---|
| PC8 |  | 4 |
|-----|---|---|



06



2x

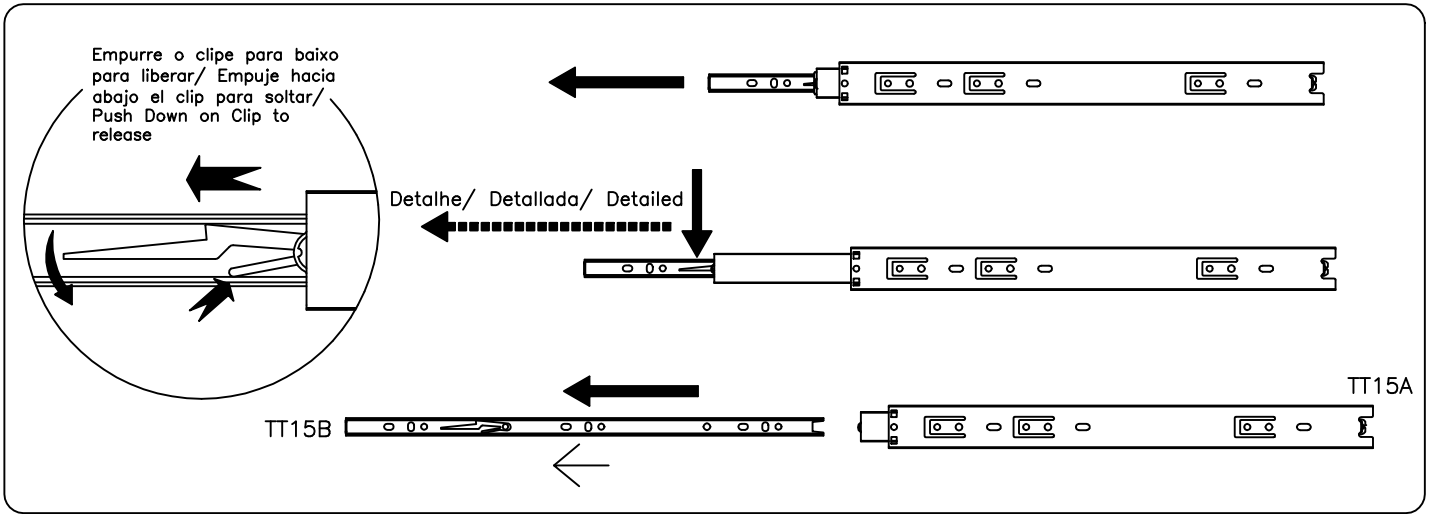
|     |   |   |
|-----|---|---|
| PC5 |  | 4 |
| S5  |  | 4 |



07

2x

|       |   |    |
|-------|---|----|
| TT15B |  | 4  |
| PC3   |  | 12 |



Frente  
Delantera  
Front




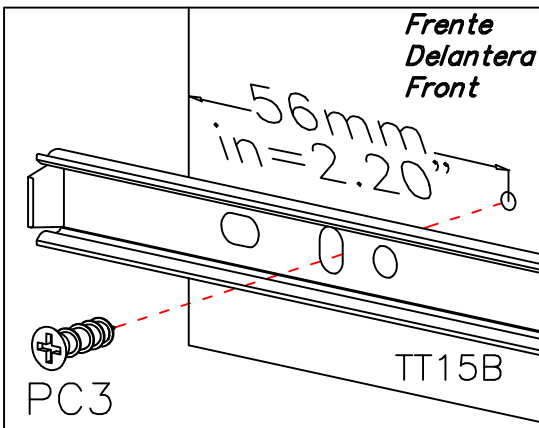
1° 1ST


3° 3RD

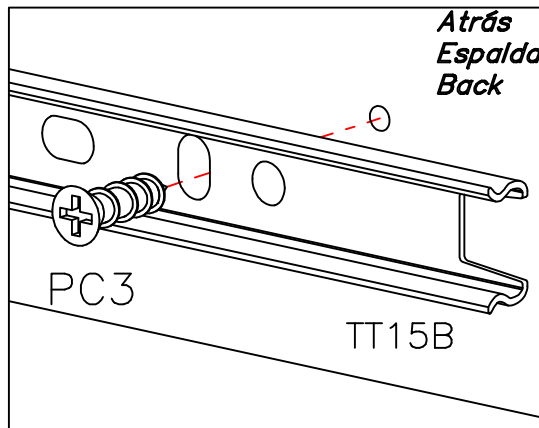
2° 2ND


Atrás  
Espalda  
Back

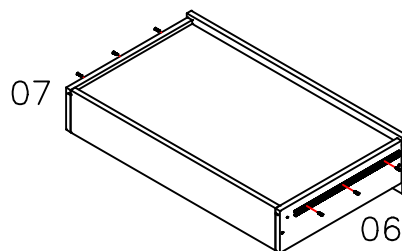
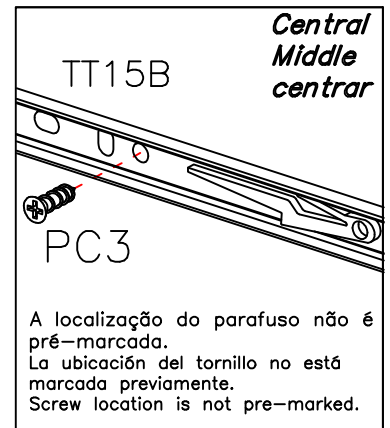
 1°/ 1ST



 2°/ 2ND

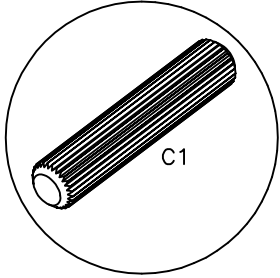
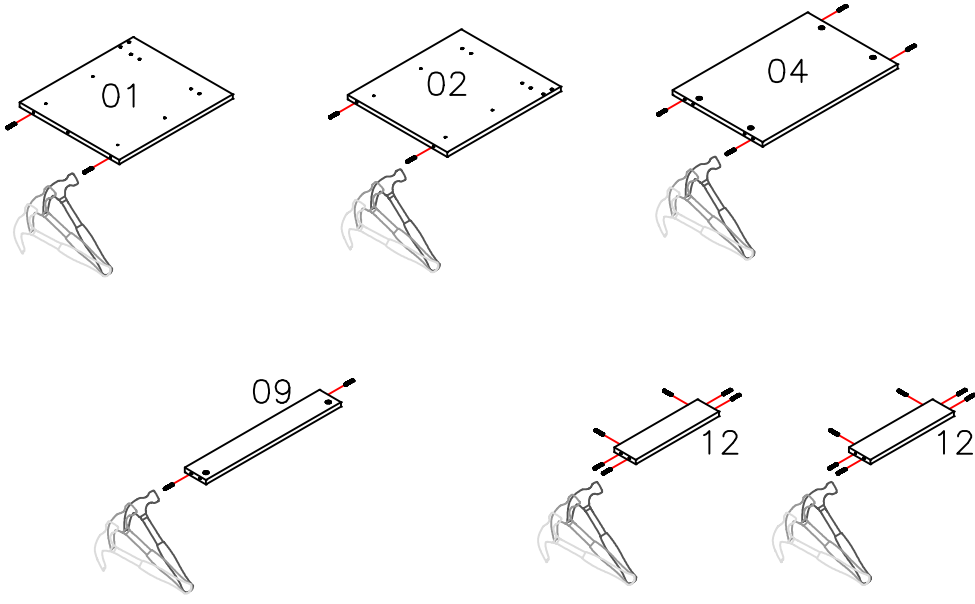


 3°/ 3RD

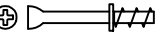


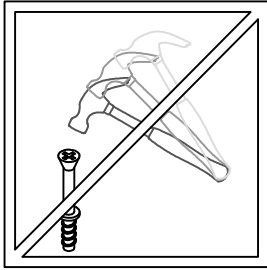
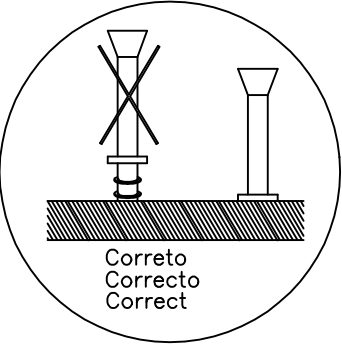
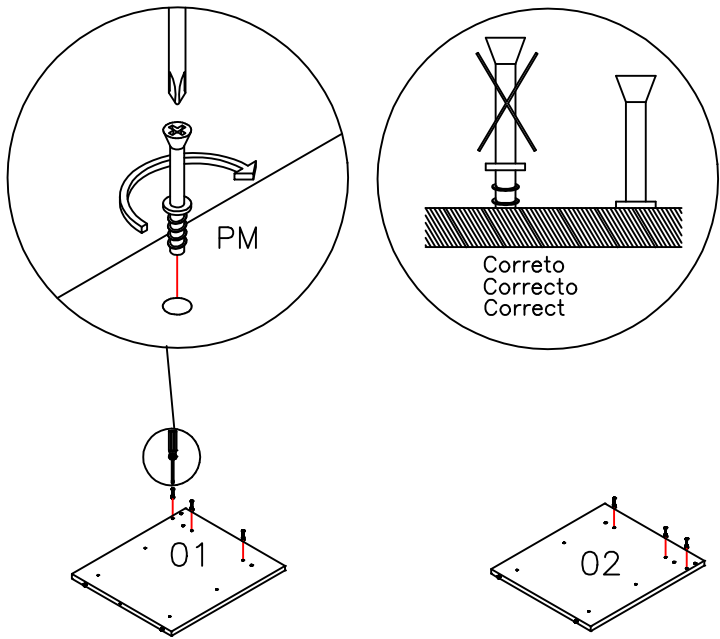
08

|    |   |    |
|----|---|----|
| C1 |  | 22 |
|----|---|----|





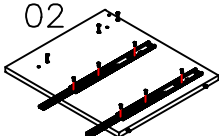
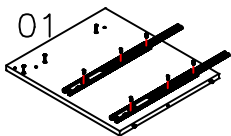
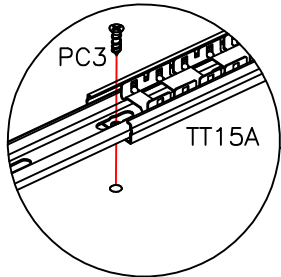
09

|    |  |   |
|----|--|---|
| PM |  | 6 |
|----|--|---|

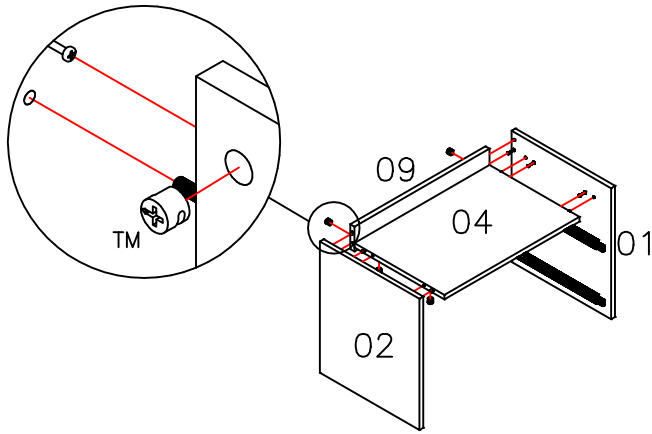


10

|       |   |    |
|-------|---|----|
| TT15A |  | 4  |
| PC3   |  | 12 |

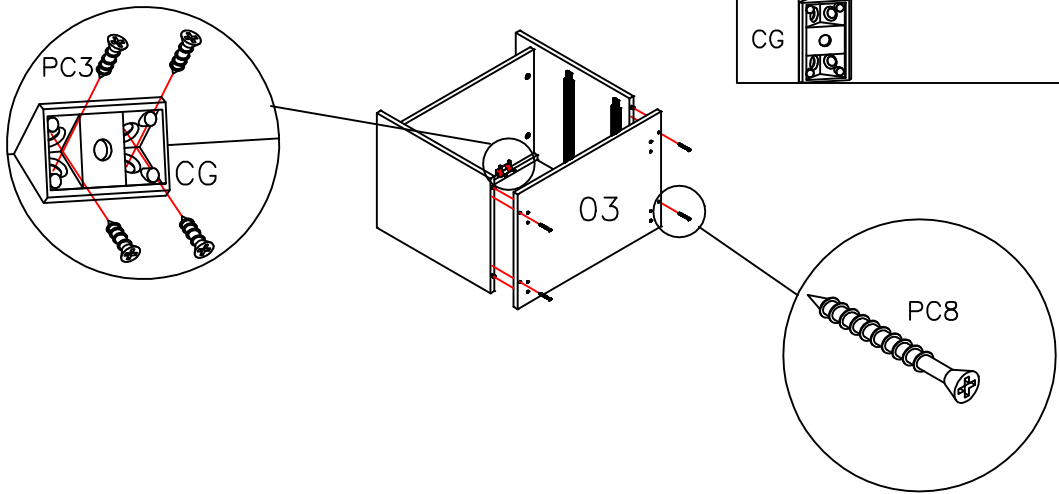


11



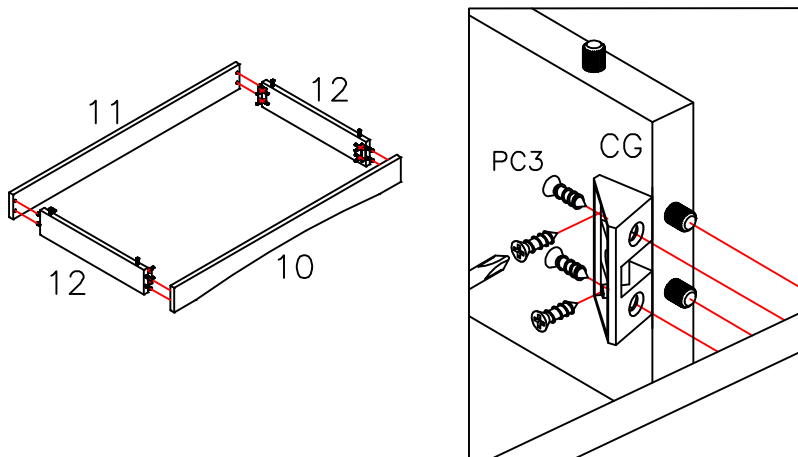
|     |  |   |
|-----|--|---|
| TM  |  | 6 |
| TP1 |  | 2 |

12



|     |  |   |
|-----|--|---|
| PC8 |  | 4 |
| PC3 |  | 4 |
| CG  |  | 1 |


13

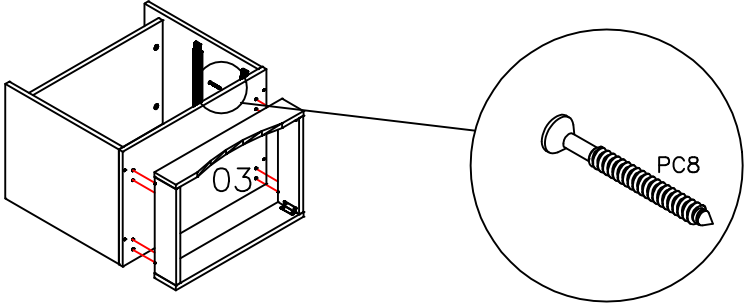


|     |  |    |
|-----|--|----|
| PC3 |  | 16 |
| CG  |  | 4  |

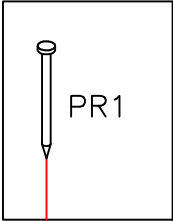




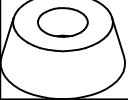
14

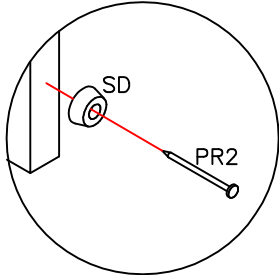
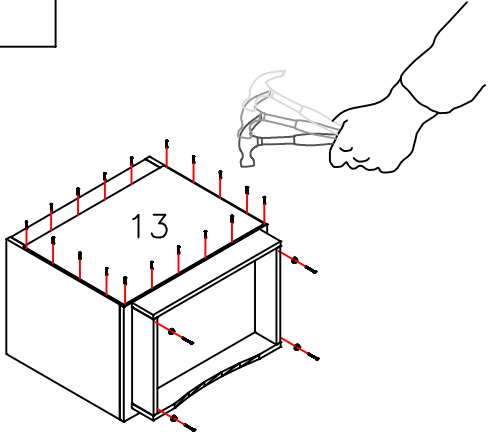
|     |   |   |
|-----|---|---|
| PC8 |  | 4 |
|-----|---|---|



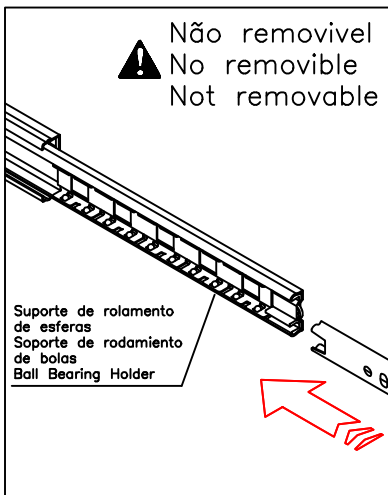
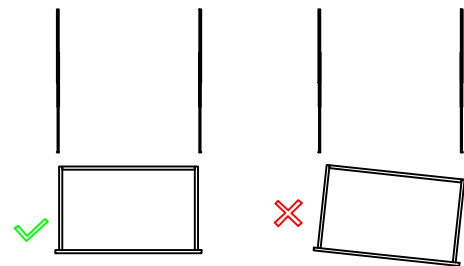
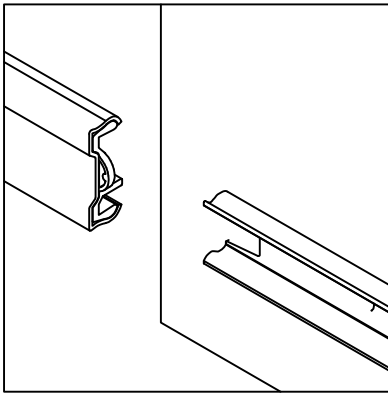
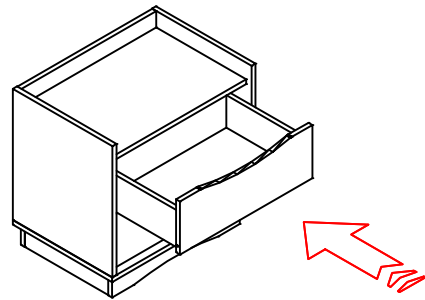
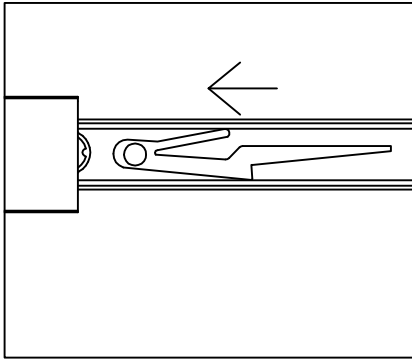
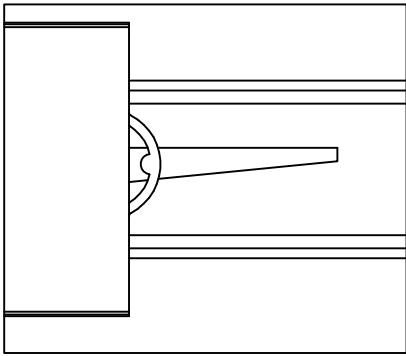
15



|     |   |    |
|-----|---|----|
| PR1 |  | 18 |
| PR2 |  | 4  |
| SD  |  | 4  |



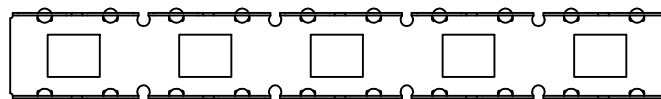
16



Para que a corrediça telescópica funcione corretamente, é extremamente importante que o suporte do rolamento de esferas (no Diagrama) seja puxado para frente na seção em que se encontra. Desta forma, a gaveta deslizará corretamente para o lugar.

Para que la guía telescópica funcione correctamente, es extremadamente importante que el soporte del rodamiento de bolas (en el diagrama) se tire hacia adelante en la sección que se encuentra. De esta manera, el cajón se deslizará correctamente en su lugar.

For the Telescopic slide to work properly, it is extremely important that the Ball Bearing holder (in Diagram) is pulled forward in the section it is found. This way the drawer will properly slide into place.



**⚠ Ilustração da peça**  
**⚠ Ilustración de pieza**  
**⚠ Piece illustration**