

ME - 4117



Instruções de Montagem Assembly Instructions Instrucciones de Montaje

Acesse Vídeos de Montagens
Access Moun!ng Videos
Acceder a los Vídeos de Montage
www.tecnomobili.ind.br

tecnomobili

Estrada RSC 453, Km s/n° | Garibaldi | RS
CEP: 95720-000 | Fone / Fax: 54.3464.2050
sac@moveisvideira.com.br

Notas Especiais:

01 -Examine completamente todas as peças do móvel antes de começar o trabalho.

02 -Recomenda-se montar o móvel conforme este Manual de Montagem.

03 -É de responsabilidade do montador seguir as instruções do Manual de Montagem, que são fundamentais para garantir a estrutura do móvel.

04 -Para limpeza, utilizar somente pano úmido e sabão neutro.

Special notes:

01 -Check all parts of the unit thoroughly before starting work.

02 -It is recommended to assemble the furniture according to this Installation Manual.

03 -It is the responsibility of the assembler to follow the instructions in the Assembly Manual, which are essential to ensure the structure of the furniture.

04 -For cleaning use only damp cloth and neutral soap.

Notas especiales:

01 -Examine completamente todas las piezas del mueble antes de iniciar el trabajo.

02 -Se recomienda montar el mueble conforme el Manual de Ensamblaje.

03 -Es de responsabilidad del montador seguir las instrucciones del Manual de Ensamblaje, que son fundamentales para garantizar la estructura del mueble.

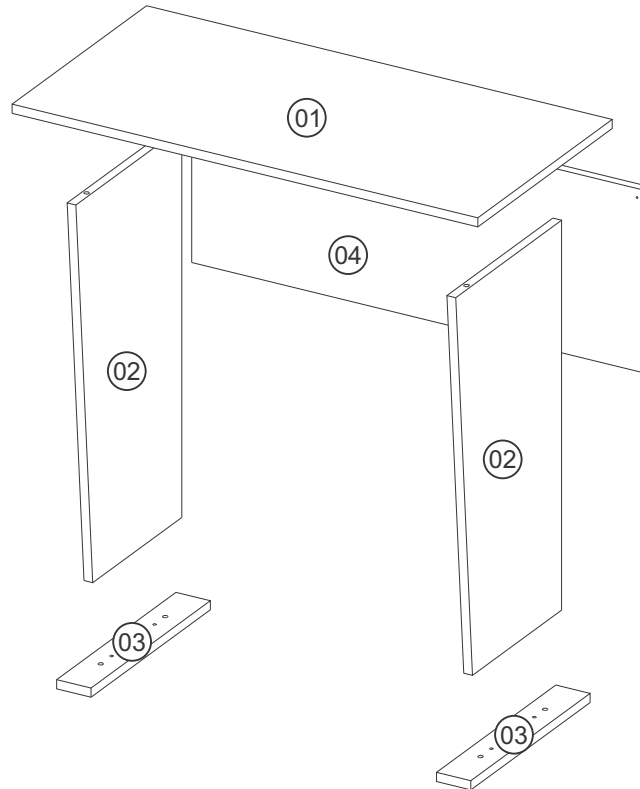
04 -Para limpieza solamente usar trapo húmedo y jabón neutro.

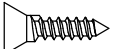








Guarante certificate:

The guarantee of products manufactured by Móveis Videira LTDA covers any defects / manufacturing defects, within the period established by the Consumer Protection Code, in its Article 26, II, which provides for a legal guarantee of ninety (90) days.


Lista de Peças / List of pieces / Lista de piezas

CÓD	DESCRIÇÃO	DESCRIPTION	DESCRIPCION	QTD	M. PRIMA	DIMENSÕES
01	Tampo	Top	Tapa	1	MDP15mm	800x400x15
02	Lateral	Side	Lateral	2	MDP15mm	640x315x15
03	Base	Base	Base	2	MDP15mm	355x59x15
04	Costa	Back	Revés	1	MDP15mm	780x300x15

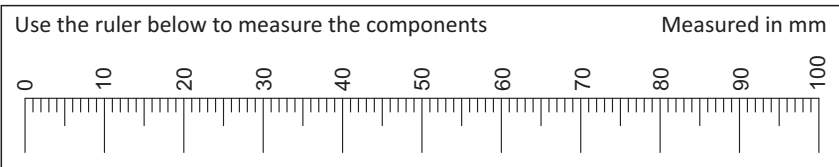


REF	DESCRIÇÃO	QTD
A	 3,0 x 14mm CC	36
B	 3,0 x 20mm CC	08
C	 3,5 x 40mm CC	04
D	 Cavilha 8 x 30mm	04
E	 Pino Tampo	02
F	 45 x 32 x 5mm Dobradiça Plano 4 Furos	04
G	 51 x 40 x 20mm Dobradiça Plano	02
H	 55 x 70 x 48mm Rodízios	04
I	 Pino Lateral	02

Ferramentas | Tools | Herramientas



30 min.



Revisão: 08
Data: 08/11/2018

