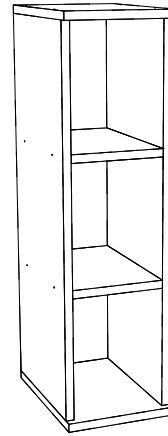




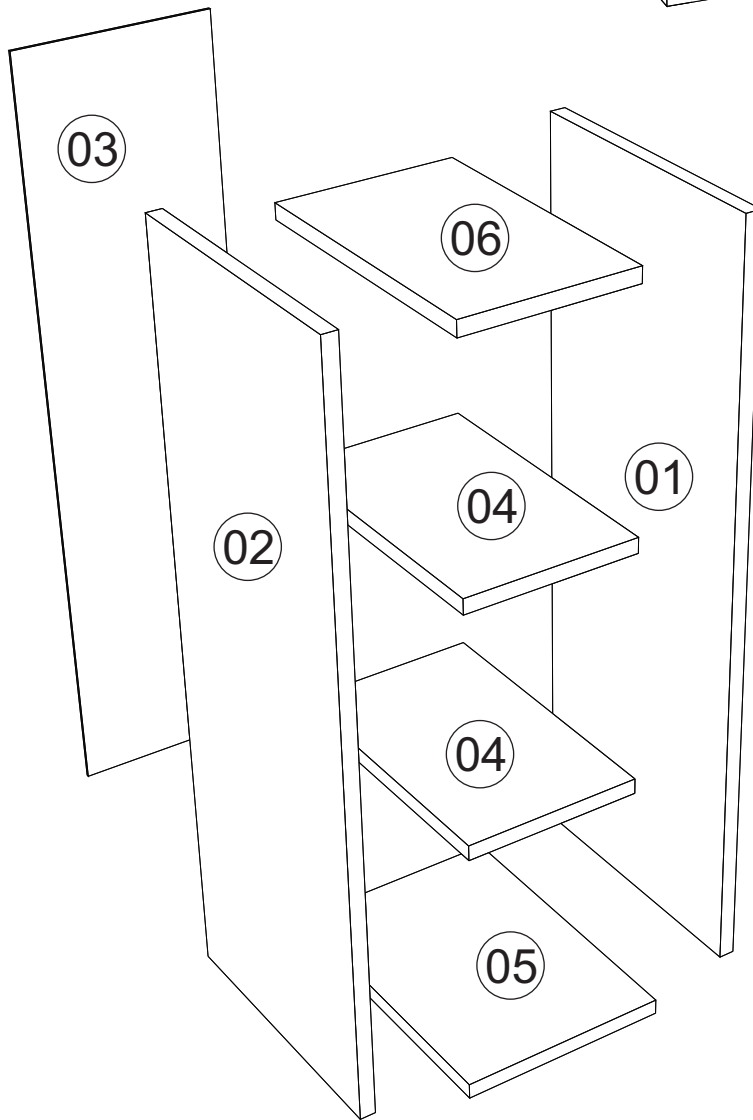
Rodovia SC-492 - Km 10 - B. Industrial
89905-000 - Bandeirante - SC
Fone: (49) 3622-4549
e-mail: mxmoveis@mxmoveis.com.br



Ref. ATO01

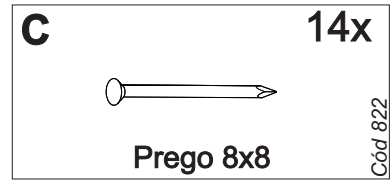
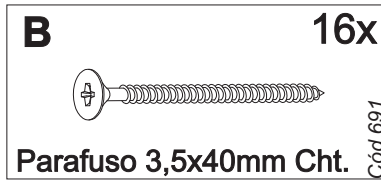
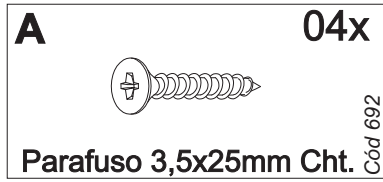
**Aéreo 200
Armario 200**



**Cozinha/Cocina
Toscana**



Nº	CÓDIGO ASSISTÊNCIA	NOME DA PEÇA/DESCRIPCIÓN PIEZAS	MEDIDAS (mm)	QTD.	CÓDIGO DAS PEÇAS/ CÓDIGO PIEZAS
					FREIJÓ/FREIJÓ
01	ATO01.17.01	Lateral externa direita/Lateral derecha	710x270x15	01	209872
02	ATO01.18.01	Lateral externa esquerda/Lateral izquierda	710x270x15	01	209873
03	ATO01.13.01	Forro/Revés	730x190x2.5	01	209875
04	ATO01.02.01	Base interna/Base pequena	267x170x15	02	209874
05	ATO01.01.01	Base inferior/Base inferior	290x200x15	01	208572
06	ATO01.05.02	Base superior/Base superior	290x200x15	01	209876

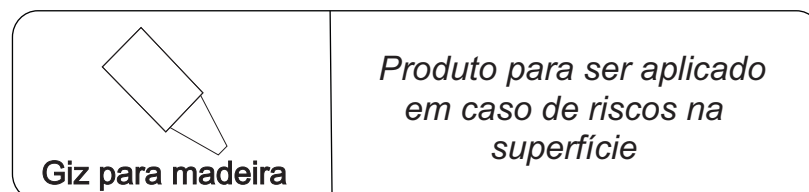

Ferragens/Herrajes



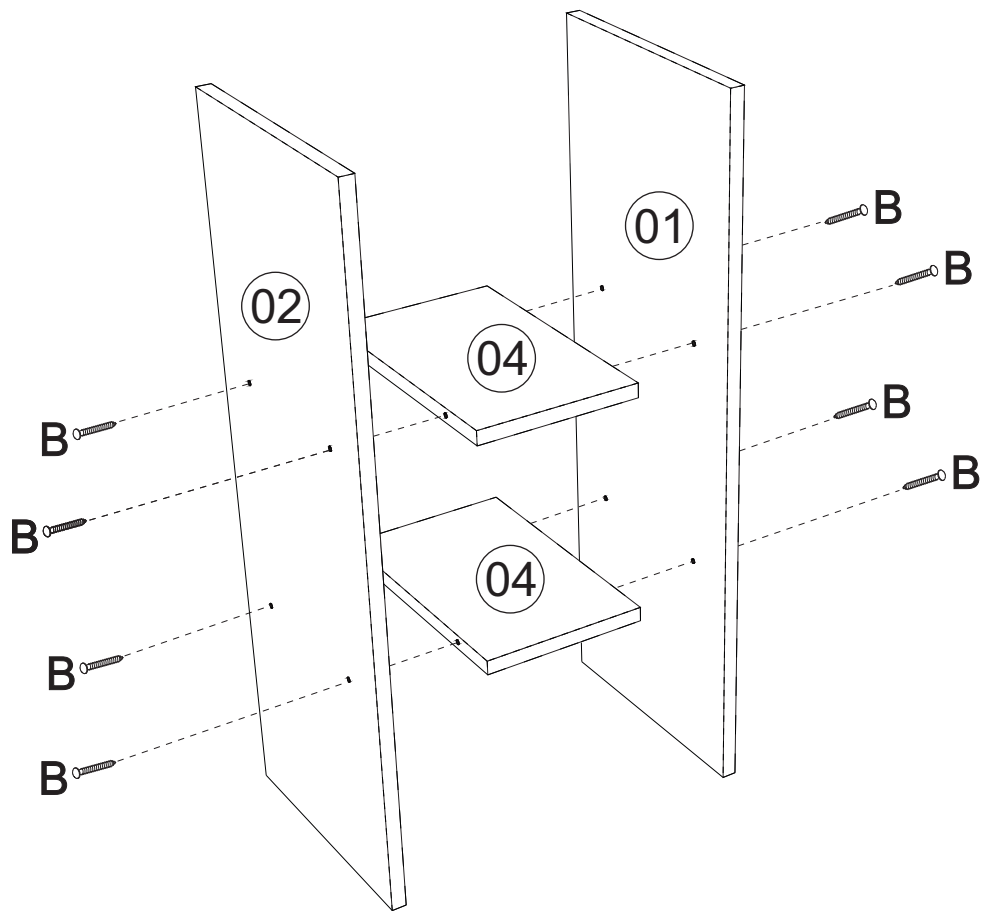
 *Usar os parafusos (A) para unir este módulo a outro.  Usar los tornillos (A) para unirse este módulo a otro.




Medidas em mm

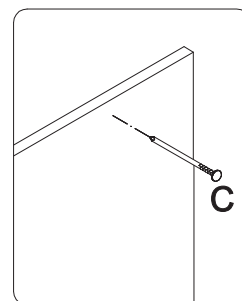
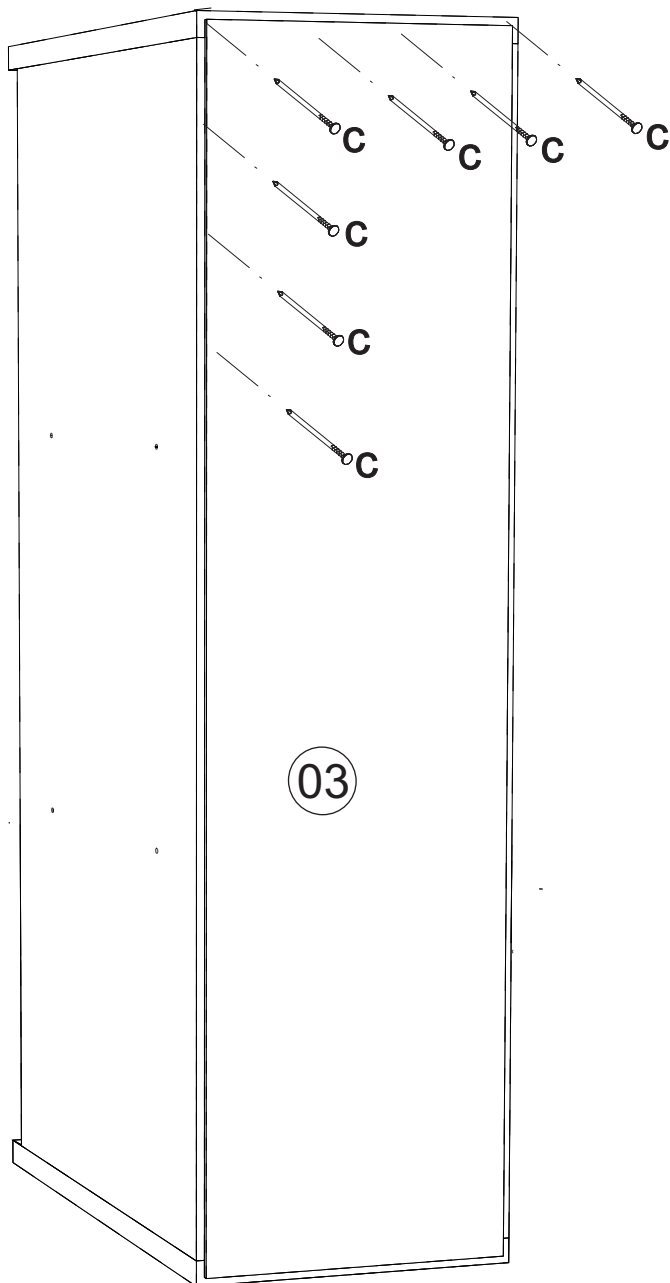


01 Montagem/Montaje



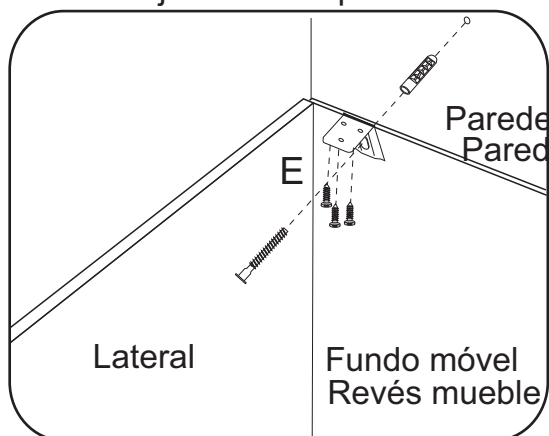
02 Montagem/Montaje



03**Montagem/Montaje**

*Colocar um prego (C)
a cada 100mm

Fixação na parede
Fijación en la pared



*Fixar a cantoneira na parte interna do móvel.
Fijar la pieza «E» en el interior del mueble.