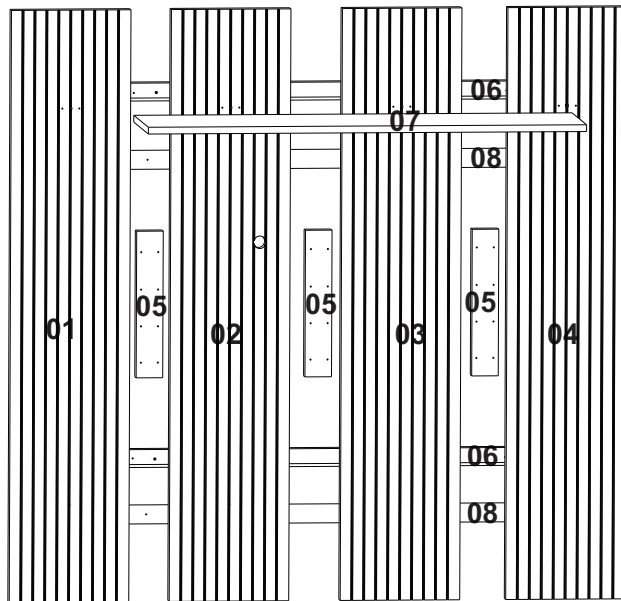
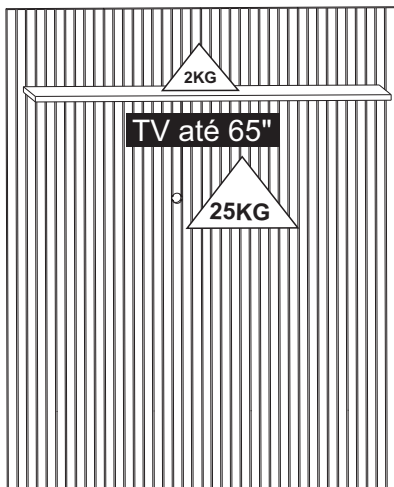


DIMENSÕES DO PRODUTO / PRODUCT DIMENSIONS / DIMENSIONS PRODUCT - **WxDxH / LxPxA - 1792 X 190X 2180 MM**



Ferramentas necessárias (não fornecidas) Necessary tools (not provided) Herramientas Necesarias (No proporcionadas)


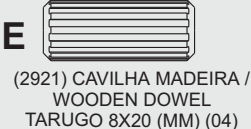


**ATENÇÃO / ATTENTION / ATENCION**  
 Nunca utilizar óleos, lustra móveis, produtos abrasivos, saponáceos, esponja de aço e outros.  
 Never use oils, furniture polish, abrasive products, soaps, steel sponge and others.  
 Nunca use aceites, pulimentos, abrasivos, jabones, esponja de acero y otros.

**CUIDADOS ESPECIAIS/ SPECIAL CARE/ CUIDADOS ESPECIALES**  
 - Evitar expor o móvel ao sol, e em lugares úmidos.  
 - Limpar com flanela seca ou com pano levemente umedecido em água.  
 - Avoid exposing the furniture to the sun, and in damp places.  
 - Clean with dry flannel or lightly cloth moistened with water.  
 - Evite exponer los muebles al sol y en lugares húmedos.  
 - Limpiar con franela seca o un paño ligero, humedecido con agua.

**MONTAR O PRODUTO SOBRE A EMBALAGEM, EVITANDO DANOS NA PINTURA. ACONSELHAMOS QUE A MONTAGEM DO PRODUTO SEJA POR UM PROFISSIONAL.**  
**SETUP THE PRODUCT ON TOP OF THE PACKAGING, AVOIDING DAMAGE TO THE PAINT. WE RECOMMEND THAT THE INSTALLATION IS DONE BY A PROFESSIONAL.**  
**MONTAR EL PRODUCTO EN EL PAQUETE, EVITAR LESIONES EN PINTURA. AVISAMOS QUE EL MONTAJE DEL PRODUCTO SEA UN PROFESIONAL.**

**MEDIDA UTILIZADA EM MM / UNIT MEASURE USED IS MILLIMETERS (MM)**

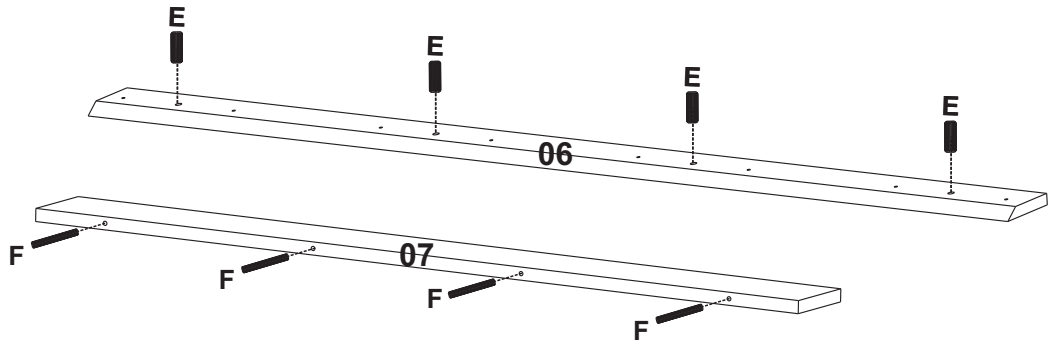


ITEM		DESCRIÇÃO DA PEÇAS / DESCRIPTION OF PARTS / UNIT MEASURE USED IS MILLIMETERS (MM)	CORES DO PRODUTO / COLORS PRODUCT / COLORES PRODUCTO					
COD	Nº	NOME/NAME/NOMBRE	MEDIDAS / MEASURES (MM)	TIPO TYPE	QUANT AMOUNT CANTIDAD	CEDRO (CÓD- 03) OFF WHITE (CÓD-06)	OFF WHITE (CÓD-06)	CEDRO (CÓD- 03)
18453	1	PAINEL ESQ./ PANEL/ PAINEL	2180X448X15	MDF	1	01/03	01/06	01/03
18454	2	PAINEL ESQ CENT/ CENTRAL LEFT PANEL/ PAINEL CENTRAL IZQUIERDO	2180X448X15	MDF	1	02/03	02/06	02/03
18665	3	PAINEL DIREITO CENT/ CENTRAL RIGHT PANEL/ PAINEL CENTRAL DERECHO	2180X448X15	MDF	1	03/03	03/06	03/03
18666	4	PAINEL DIREITO / RIGHT PANEL/ PAINEL DERECHO	2180X448X15	MDF	1	04/03	04/06	04/03
18455	5	REFORÇO TRAS/ REAR REINFORCEMENT/ REFUERZO TRASERO	540X100X15	MDP	3			
18457	6	RÉGUA FIXA SUP-INF/ FIXED RULER TOP BOTTOM/ REGLA FIJA ARRIBA INFERIOR	1600X70X15	MDF	2			
18456	7	PRATELEIRA / SHELF/ ESTANTE	1600X160X25	MDP	1	07/06	07/06	07/03
18458	8	RÉGUA PAREDE SUP-INF./BOTTOM AND TOP WALL RULER/ REGLA DE PARED INEIOR Y SUPERIOR	1600X70X15	MDF	2			
18637	B	PF. / Screw / Tornillo 4,5X60 (MM) FL			06			
434	C	PF. / Screw / Tornillo 4,0x25(MM) CH			30			
986	D	PF. / Screw / Tornillo 3,5x14(MM) CH			24			
2921	E	Cavilha / Wooden Dowel / Tarugo 8x20(MM)			04			
8121	F	Cavilha / Wooden Dowel / Tarugo 8x60(MM)			04			
7136						CAFÉ		
5785	G	Passa Fio / Wire Support/ Hilo 46 MM			01			
8456							BRANCO	MARROM
737	H	Fixador Aço/ Steel Fixer/ Fijador de Acero 80X35 MM			06			
2922	I	Bucha Pl/ Bushing/ Casquillo 8X50 Cinza			08			
		Certif. de Garant./ Warranty Certif.			01			

**PREPARAÇÃO DE PEÇAS/  
PARTS PREPARATION/  
PREPARACION DE PIEZAS**

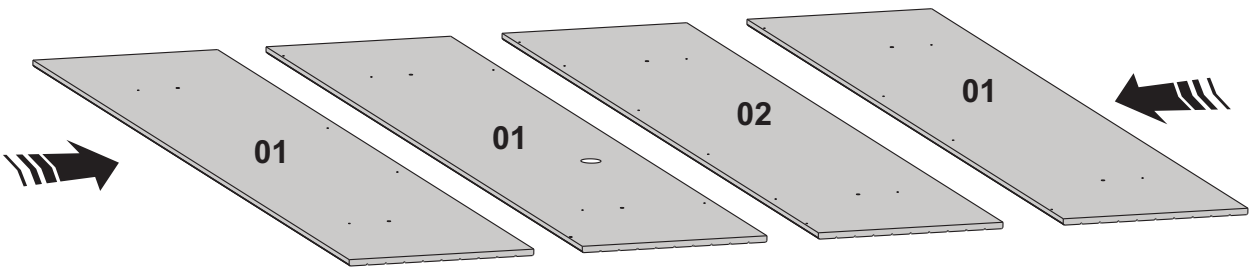
**E**  (04)

**F**  (04)

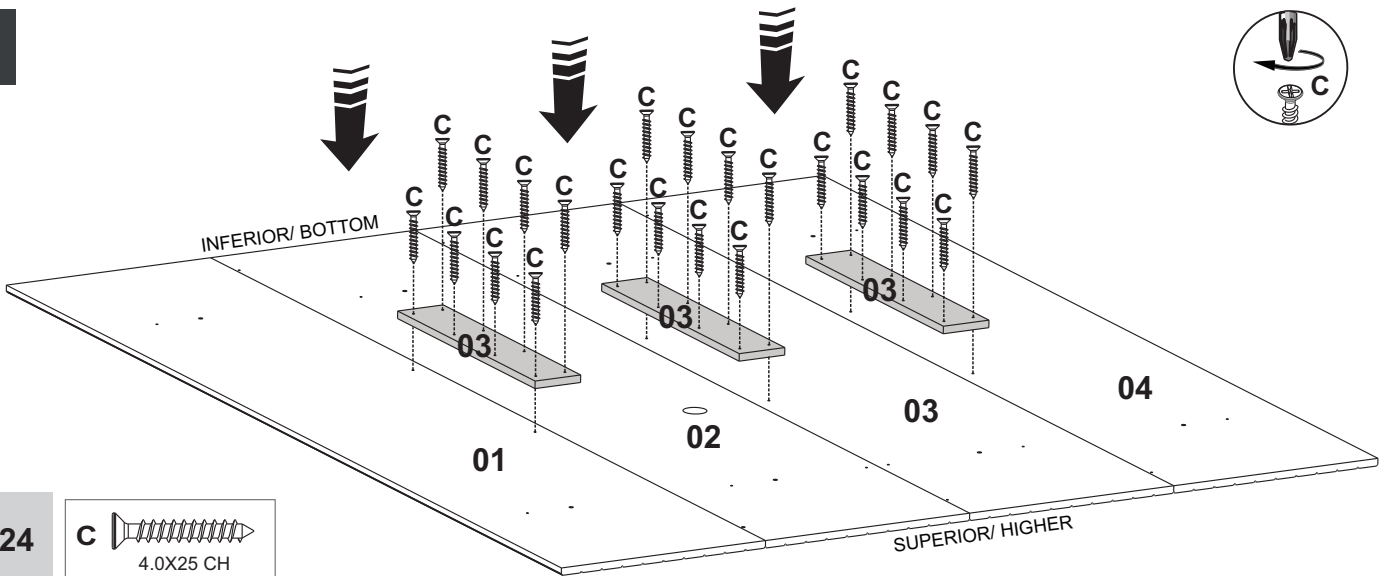


**1**

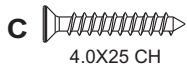
Obs: As peças pintadas nos passos são apenas ilustrativas.  
The parts painted in the steps are illustrative only.  
Las partes pintadas en los pasos son solo ilustrativas.



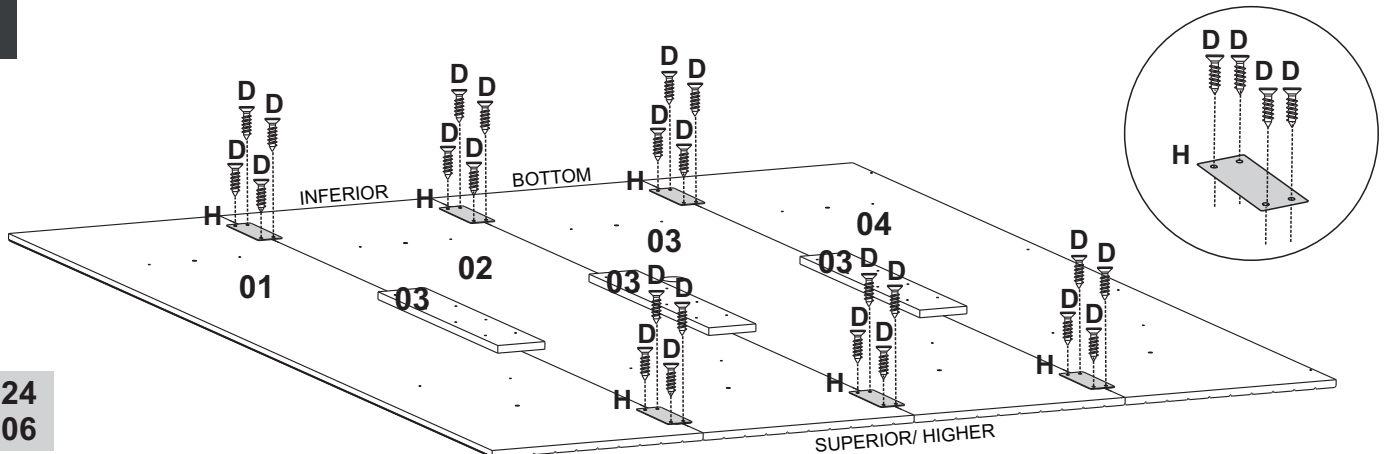
**2**



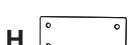
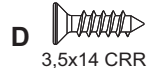
**C=24**



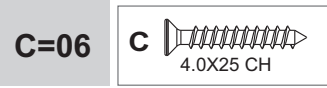
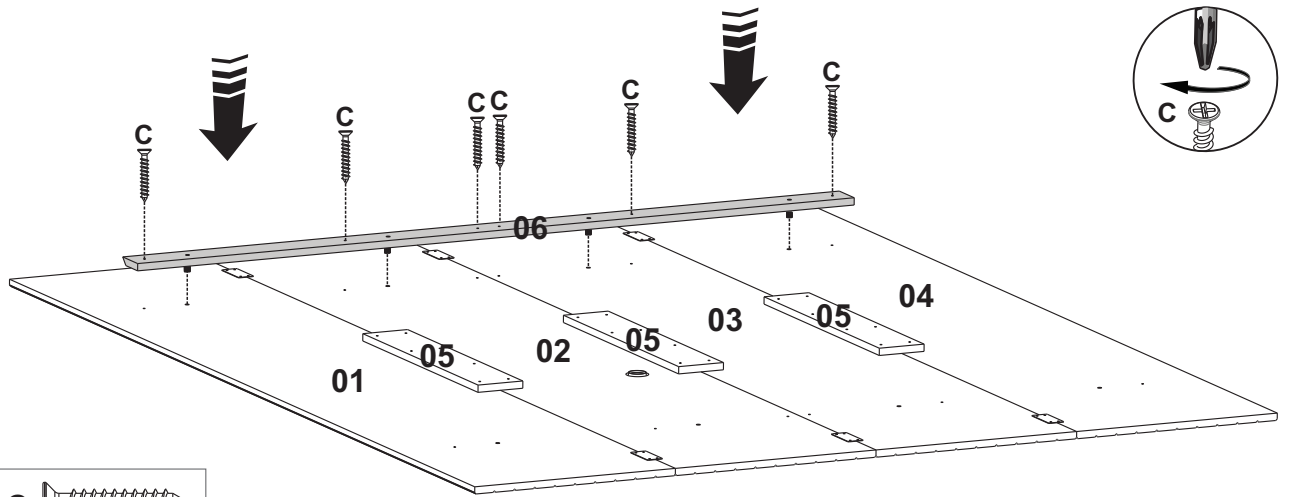
**3**



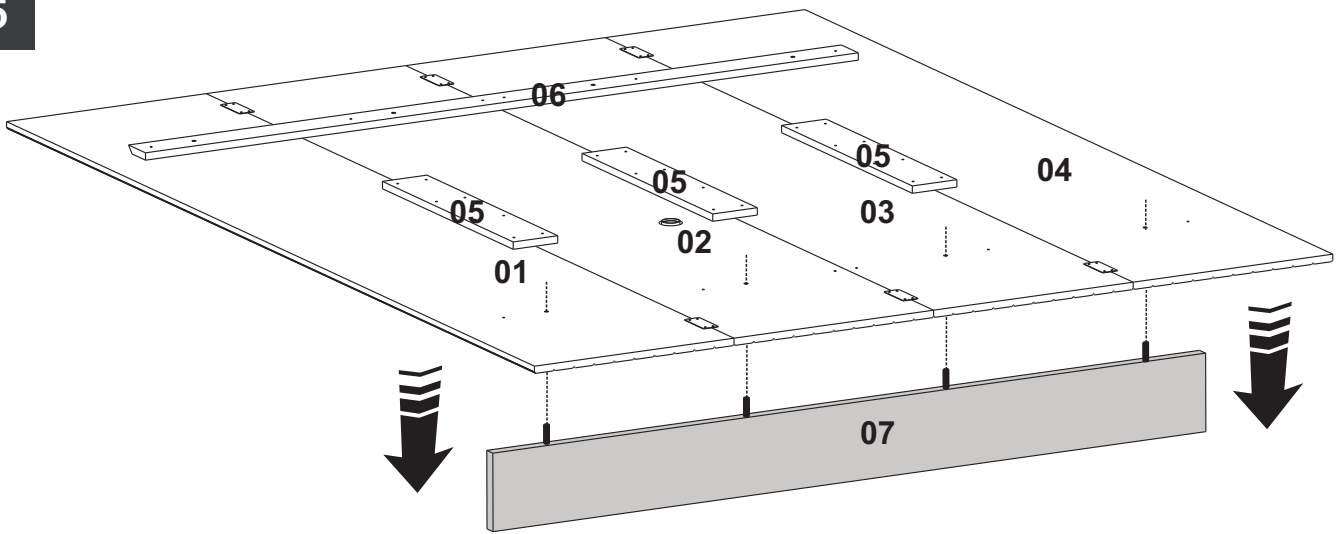
**D=24**  
**H=06**



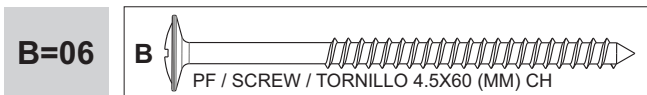
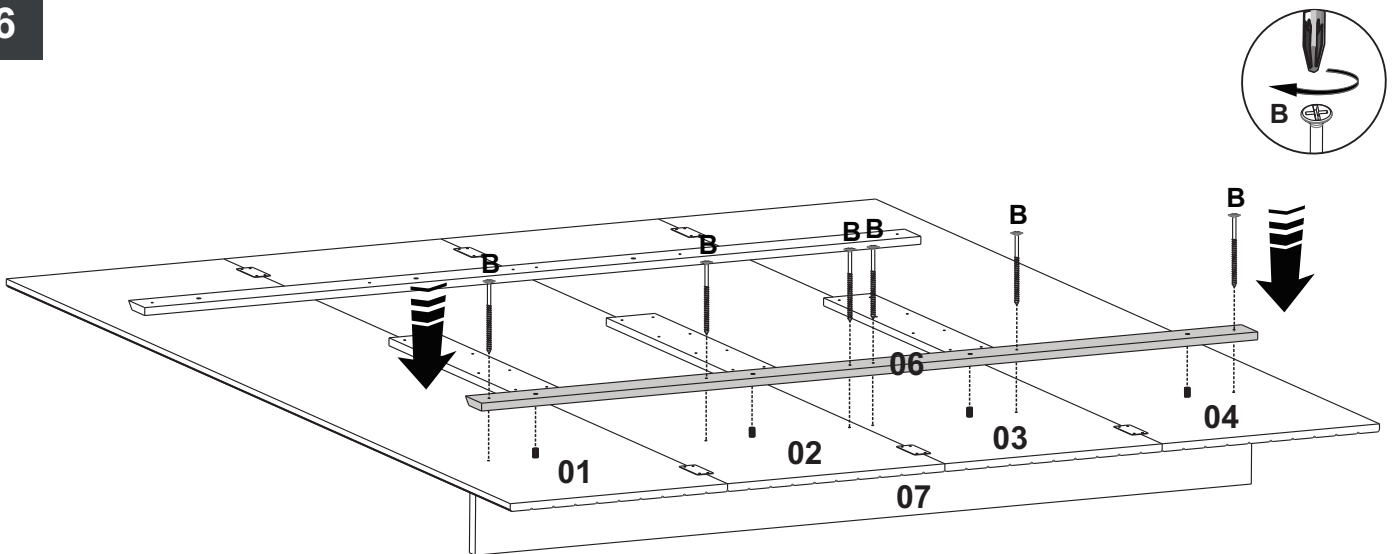
4



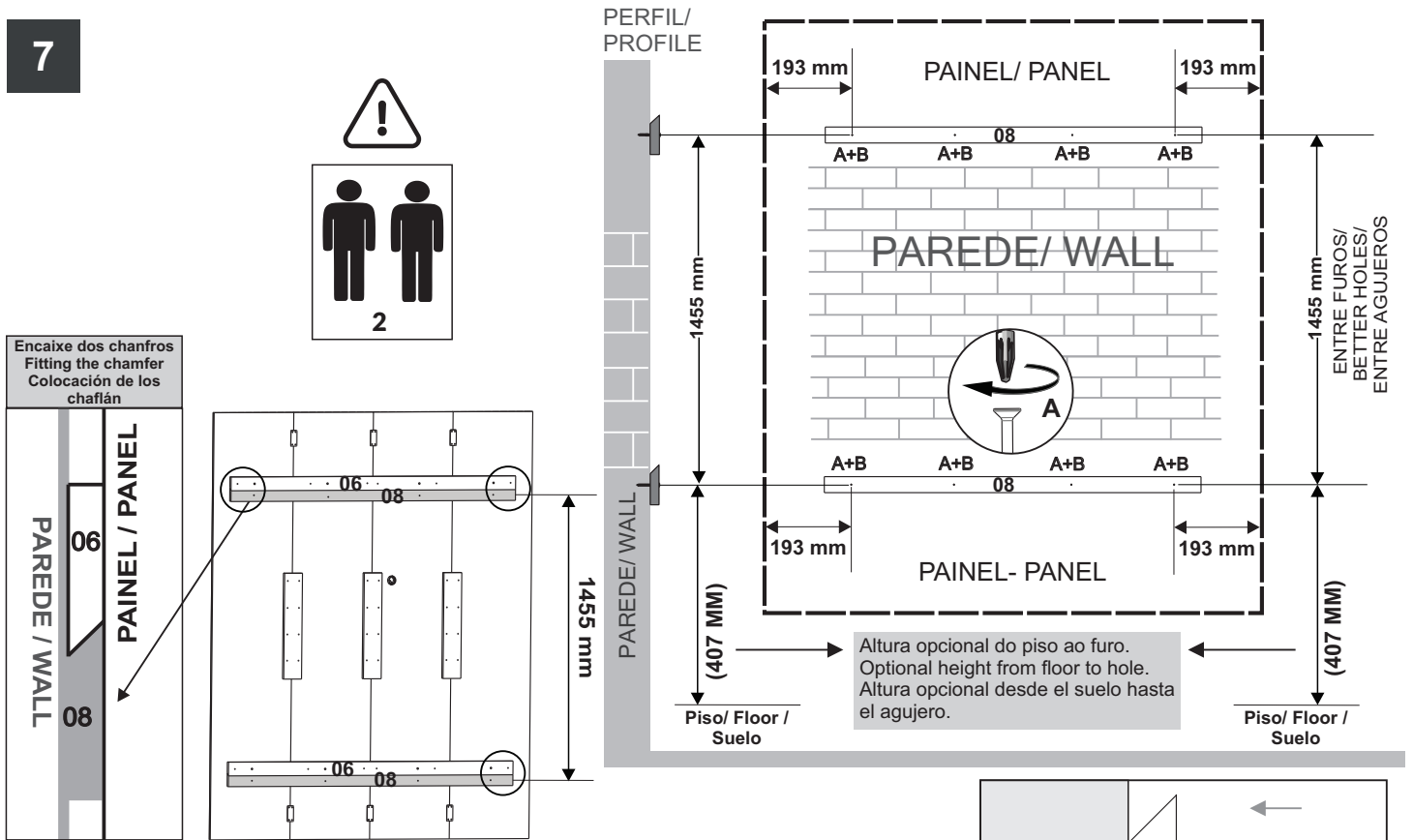
5



6



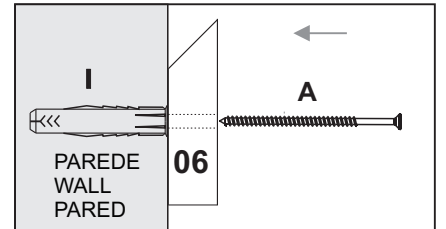
7



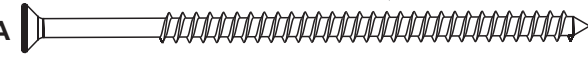
**VISUALIZAÇÃO VIEW / VISTA** →

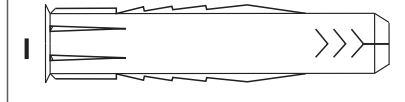
**04** / **06**

**ATENÇÃO/ ATTENTION / ATENCION**  
 Verifique se as régulas encaixaram corretamente.  
 Check if the rulers fit correctly.  
 Comprobar si las reglas encajan correctamente.

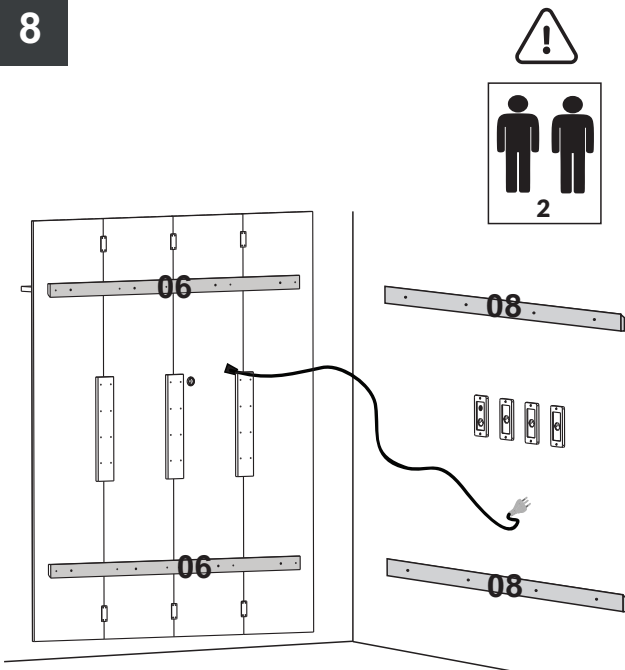


**A=08**  
**I=08**

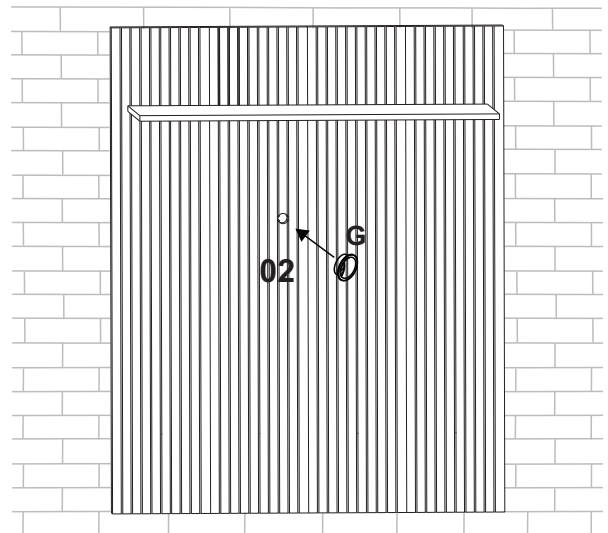
**A**  4,8X75 CH

**I** 

8



9



**G=01**

**G** 

**NOTA / NOTE** Não nos responsabilizamos por acidentes, se a instalação do móvel não estiver com os procedimentos deste Manual e não for realizado por pessoa habilitada. We are not responsible for accidents if the installation of the furniture is not in accordance with the procedures in this Manual and is not carried out by a qualified person. No nos hacemos responsables de accidentes si la instalación de los muebles no se realiza de acuerdo con los procedimientos de este Manual y no es realizada por una persona calificada.