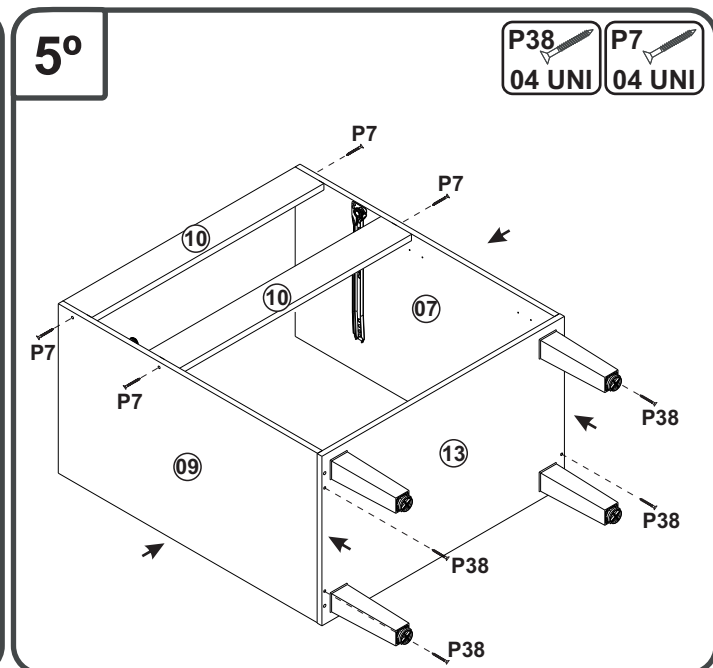
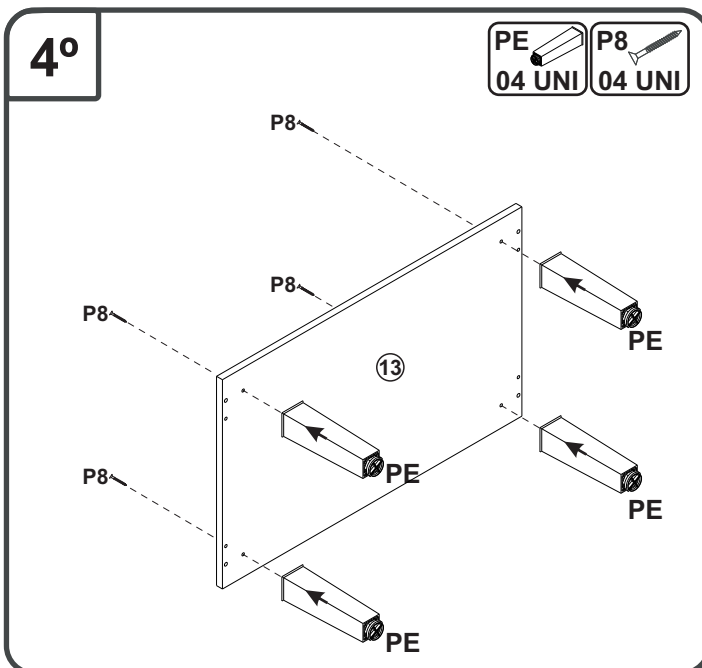
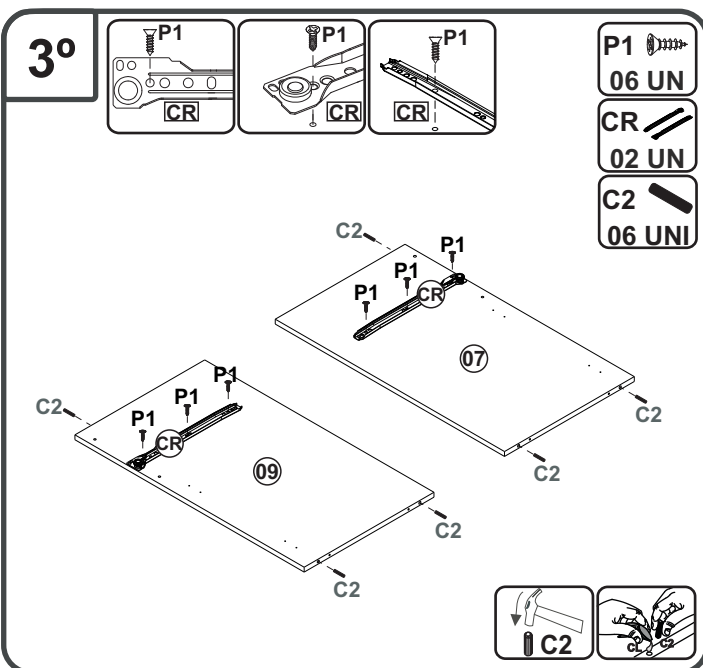
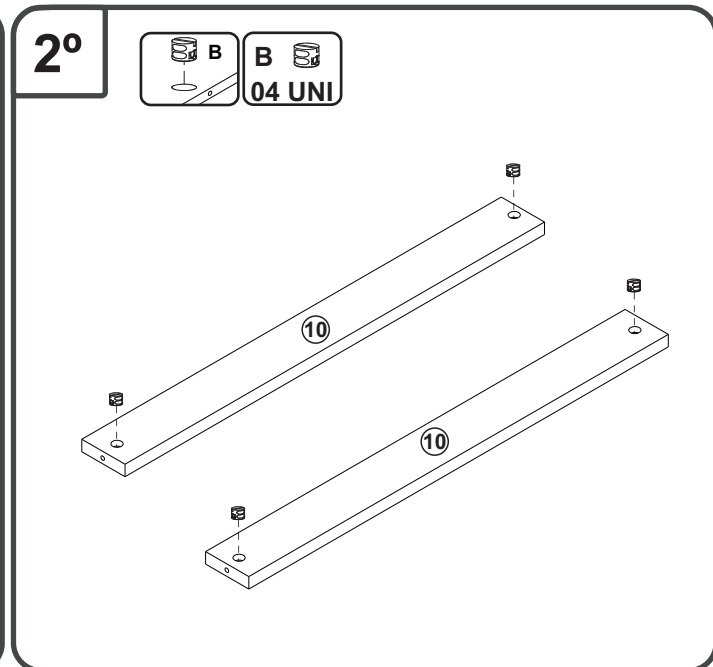
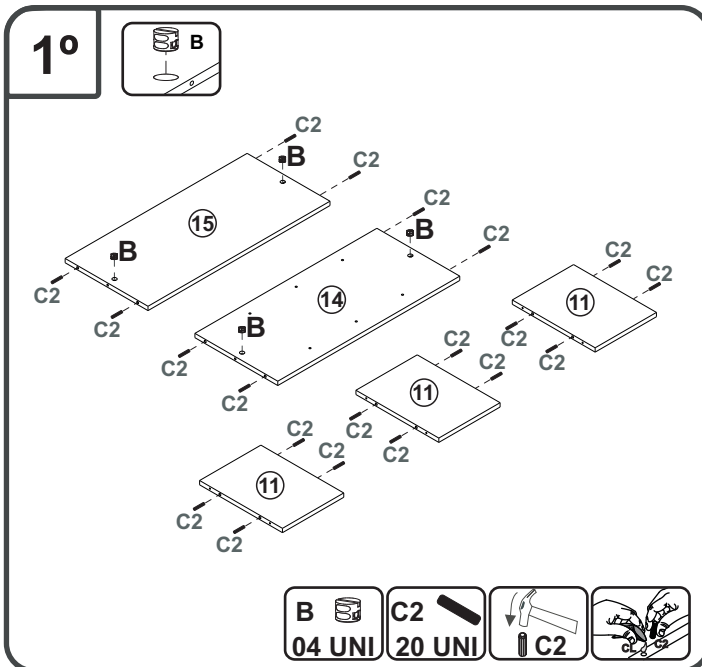
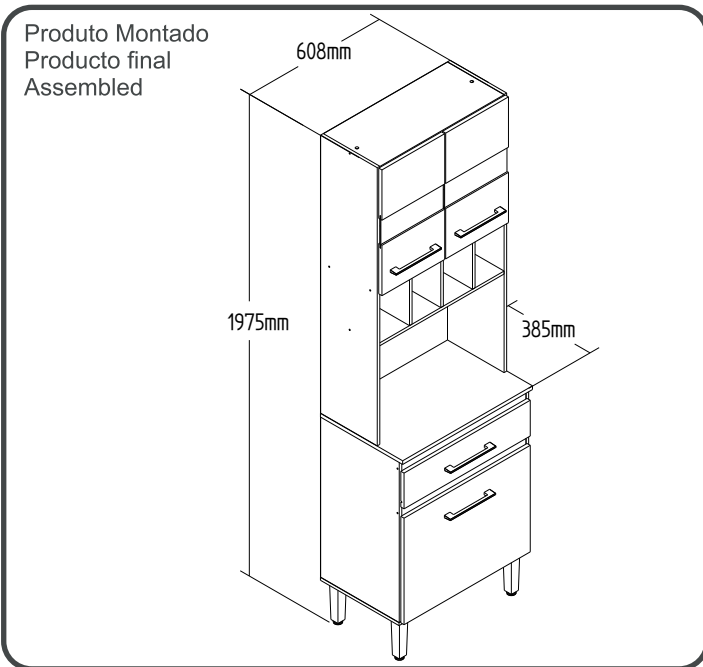


CO4211 MODULO FORNO 0,6M

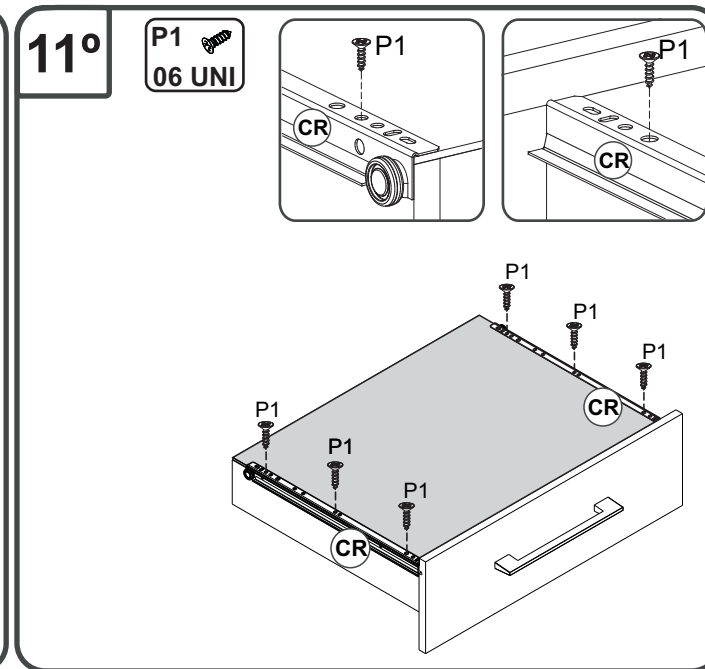
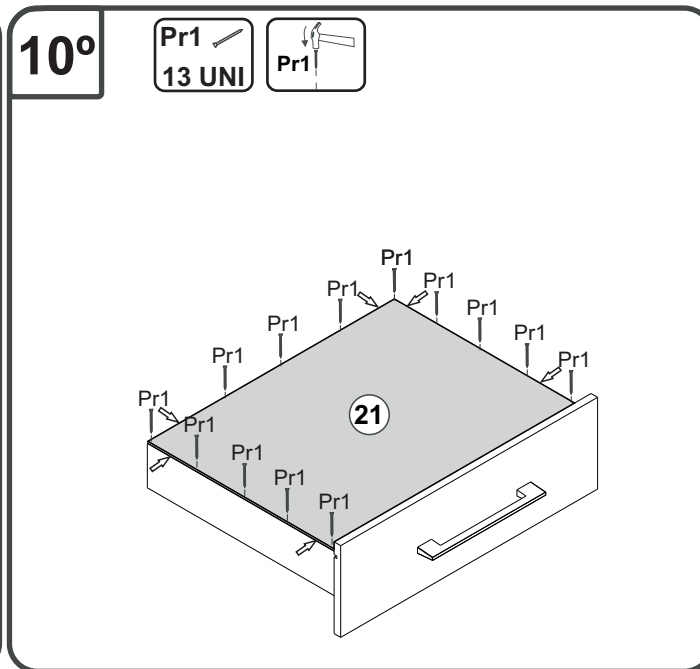
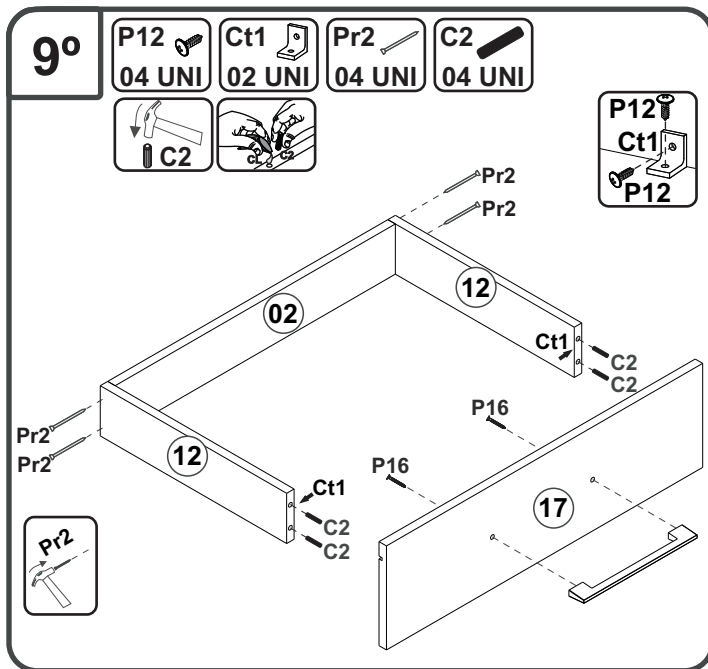
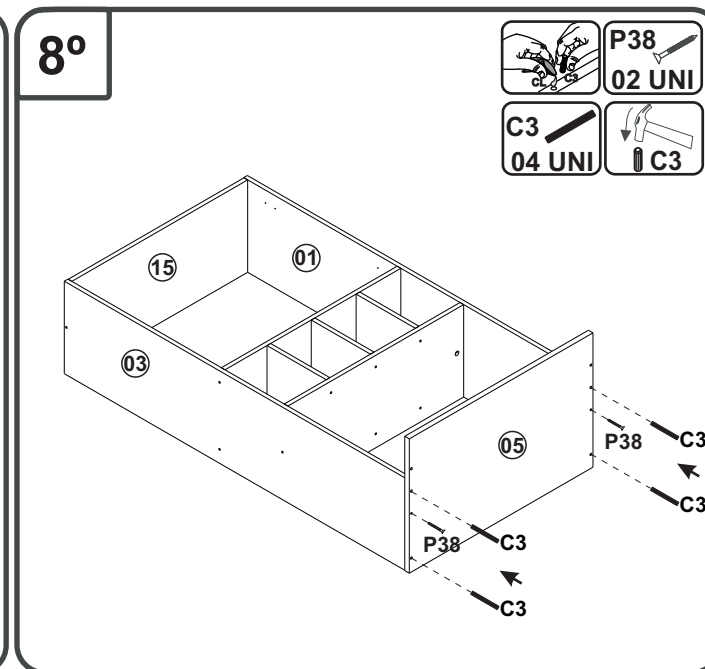
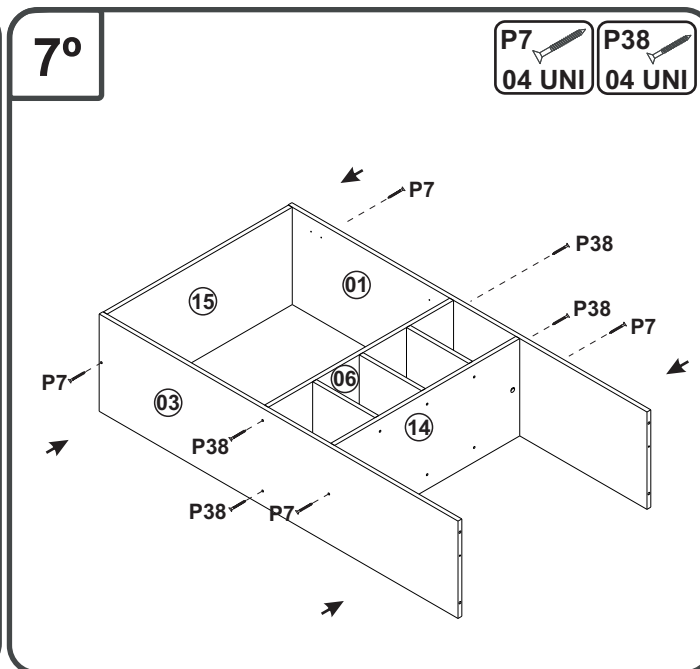
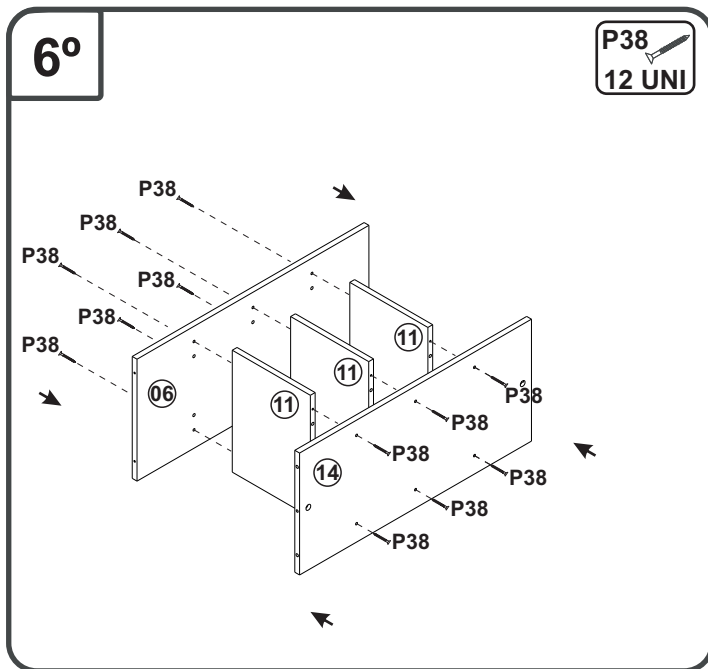
Manual de Montagem
 Assembly Instructions
 Instrucción de Montaje



CO4211 MODULO FORNO 0,6M

Manual de Montagem
 Assembly Instructions
 Instrucción de Montaje

decibal®

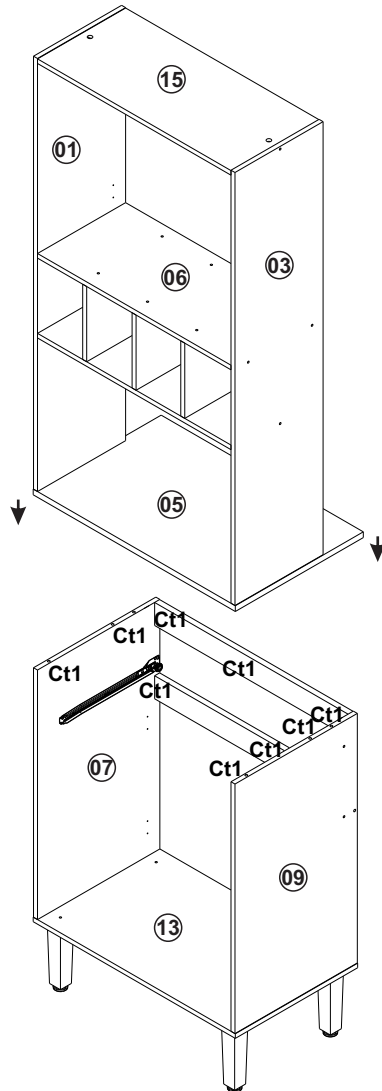


CO4211 MODULO FORNO 0,6M

Manual de Montagem
 Assembly Instructions
 Instrucción de Montaje



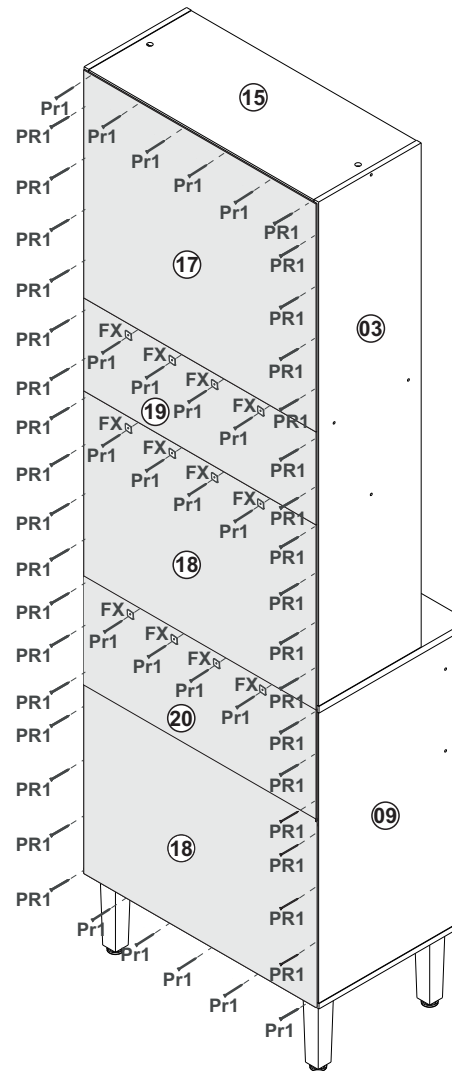
12°



- P12
Ct1
P12
- P12
18 UNI
- Ct1
09 UNI
- Ct1
P12
P12

13°

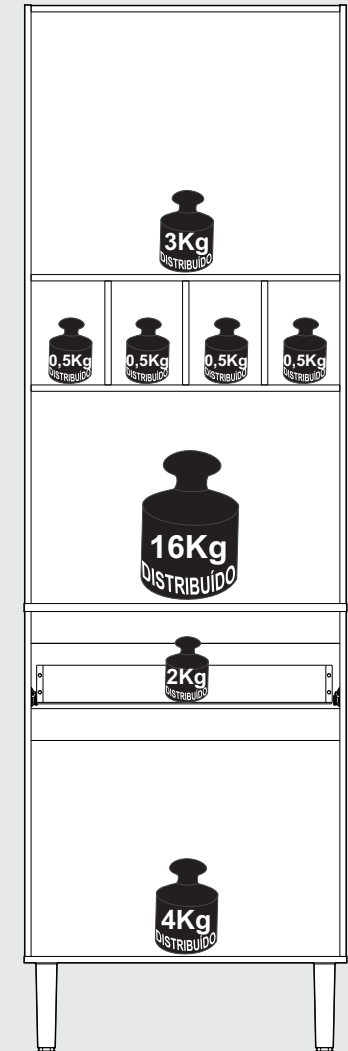
- Pr1
62 UNI
- FX
15 UNI
- Pr1



14°



**PESO SUPORTADO.
 PESO SOPORTADO.
 WEIGHT SUPPORTED.**



ATENÇÃO!!!! montadores e consumidores

* Ajustar o torque da parafusadeira para não danificar as peças escareando o parafuso *

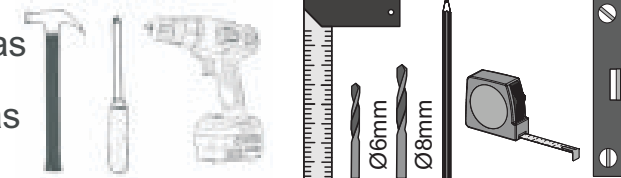
ATENCIÓN!!!! montadores e consumidores

* Ajuste el torque del destornillador para no dañar las piezas avallanando el tornillo *

ATTENTION!!!! assemblers and consumers

* Adjust the torque of the screwdriver so as not to damage the parts by countersinking the screw *

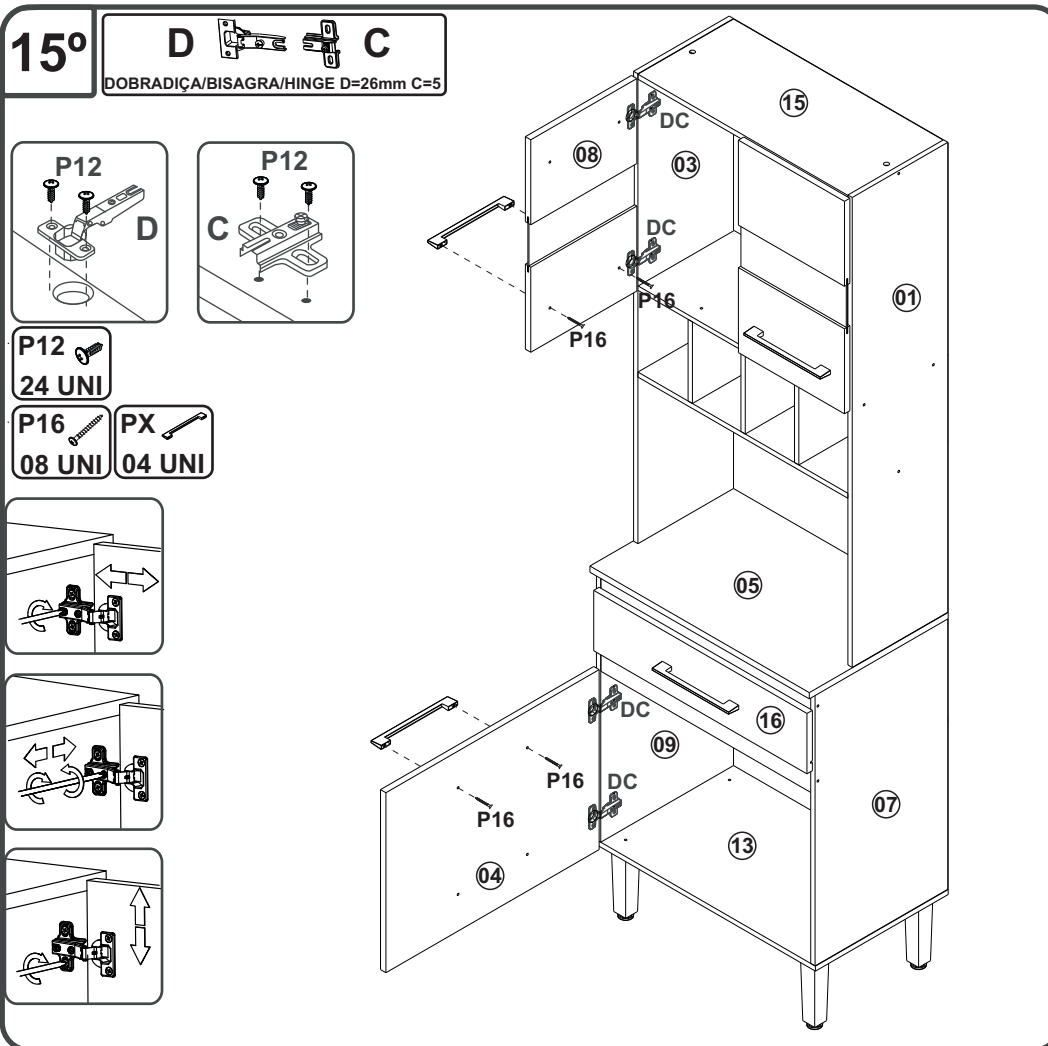
Ferramentas necessárias
 Necessary tools
 Herramientas necesarias



CO4211 MODULO FORNO 0,6M

Manual de Montagem
Assembly Instructions
Instrucción de Montaje

decibal®



Relação de Peças/ Relación de Piezas/Parts List

Nº	CÓDIGO/CODE	DESCRIÇÃO/DESCRIPCIÓN/DESCRIPTION	QTD/CANT	VOL.	
1	0569934	LATERAL SUP DIR/LATERAL/SIDE	1128X265X12MM	1	1
2	0569938	BATENTE/REVÉS CAJÓN/DRAWER BACK	533X70X12MM	1	1
3	0569935	LATERAL SUP ESQ/LATERAL/SIDE	1128X265X12MM	1	1
4	0569930	PORTA INF/PUERTA/DOOR	591X432X15MM	1	1
5	0569933	TAMPO/TAPA/TOP	608X385X15MM	1	1
6	0569928	PRATELEIRA/ESTANTE/SHELF	582X265X12MM	1	1
7	0569927	LATERAL DIR/LATERAL/SIDE	650X368X12MM	1	1
8	0570036	PORTA DE VIDRO/PUERTA/DOOR	532X293X15MM	2	1
9	0569926	LATERAL ESQ/ESTANTE/SHELF	650X368X12MM	1	1
10	0569932	TRAVESSA FRT/TRAVIESSA/TRVERSE	582X60X15MM	2	1
11	0569944	DIVISÓRIA NICH/DIVISOR/DIVIDER	196X265X12MM	3	1
12	0569939	LATERAL GAV/LATERAL CAJÓN/DRAWER SIDE	350X70X12MM	2	1
13	0569925	BASE INF	608X368X12MM	1	1
14	0569943	PRATELEIRA NICH/ESTANTE/SHELF	582X265X12MM	1	1
15	0569929	BASE SUP	582X265X12MM	1	1
16	0569941	FRENTE GAV/FRENTE CAJÓN/DRAWER FRONT	591X145X15MM	1	1
17	0569931	COSTA SUP/REVÉS/BACK	600X510X2, 8MM	1	1
18	0569937	COSTA MEIO/REVÉS/BACK	600X414X2, 8MM	2	1
19	0569947	COSTA NICH/REVÉS/BACK	600X208X2, 8MM	1	1
20	0569948	COSTA INF MENOR/REVÉS/BACK	600X250X2, 8MM	1	1
21	0569940	FUNDO GAV/FONDO CAJÓN/DRAWER BOTTOM	556X355X2, 8MM	1	1

ATENÇÃO!!!! montadores e consumidores

* Para limpar o móveis utilize somente um pano úmido (umedecido em água pura ou água com sabão neutro). Depois, passe um pano seco. Evite a umidade excessiva.

* Evite usar álcool, água sanitária, detergente e outros produtos químicos, mesmo diluídos em água.

* Não utilize produtos abrasivos de nenhuma espécie

ATENCIÓN!!!! montadores e consumidores

* Para limpiar el mueble utilice solamente un paño húmedo (humedecido con agua limpia o con un jabón suave).

A continuación, utilice un paño seco. Evite el exceso de humedad.

* Evite uso de alcohol, hipocloridoro solución basada, detergente y otros productos químicos, mismo diluídos en agua.

No utilice productos abrasivos de ningún tipo.

ATTENTION!!!! assemblers and consumers

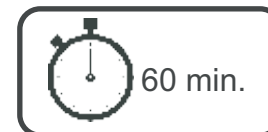
* To clean the furniture, use only a damp cloth (humidify it only in pure water ou water and neutral soap).

After, use a dry cloth. Avoid excessive humidity.

* Avoid using alcohol, bleach, detergent and other chemical products, even diluted in water. Do not use any kind of abrasive cleaning agents to clean the furniture.

The use of such products may jeopardize the ?nal characteristics of the furniture.

www.decibal.com.br














CO4211 MODULO FORNO 0,6M







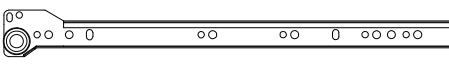

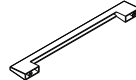
Manual de Montagem
Assembly Instructions
Instrucción de Montaje



Escala (1:1)

LEGENDA	DESCRIÇÃO/DESCRIPCIÓN/DESCRIPTION	CÓDIGO	QUANT.
P1	 PARAFUSO/TORNILLO/SCREW 3,5X12	01328	12
P7	 PARAFUSO/TORNILLO/SCREW 4X45	01318	08
P8	 PARAFUSO/TORNILLO/SCREW 5X45	01320	04
P12	 PARAFUSO/TORNILLO/SCREW 3,5X13	09927	46
P38	 PARAFUSO/TORNILLO/SCREW 3,5X40	12425	22
PU	 PARAFUSO UNIÃO/UNIÓN DETORNILLO /SCREW UNION	01495	02
C2	 CAVILHA/TARUGO/DOWEL 6X30 MM	01211	32
C3	 CAVILHA/TARUGO/DOWEL 6X50 MM	01212	04
PR1	 PREGO/CLAVO/NAIL 10X10	01330	75
PR2	 PREGO/CLAVO/NAIL 13X15	01329	04
P16	 PARAFUSO/TORNILLO/SCREW 3,5X25	09955	08

Escala (N/A)

LEGENDA	DESCRIÇÃO/DESCRIPCIÓN/DESCRIPTION	CÓDIGO	QUANT.
CL	 COLA/PEGAMENTO/GLUE	01213	01
ET	 ETIQUETA LOGO DECIBAL/LABEL DECIBAL	01312	01
DC	 DOBRADIÇA/BISAGRA/HINGE D=26mm C=5	12656	06
AD	 ADESIVO/ADHESIVO/ADHESIVE	15mm	18
PE	 PÉ/PATA/FOOT (170MM) Champagne	12003	04
FX	 FIXADOR COSTA/FIJADOR FONDO/FIXER COAST	01331	15
CR	 CORREDICA/CORREDERA/METALLIC SLIDE 350MM	01225	01
Ct1	 CANTONEIRA/PIEZA L/SHEET	03077	11
PX	 PUXADOR/PEGADOR /HANDLE LONDON 192 MM GOLD	12968	04

Escala (1:1)

LEGENDA	DESCRIÇÃO/DESCRIPCIÓN/DESCRIPTION	CÓDIGO	QUANT.
B	 BUCJA/BUJE/BUCHING	02734	08

Medida em mm

