


## PENTEADEIRA ARUJÁ

Arujá dressing table  
Tocador Arujá

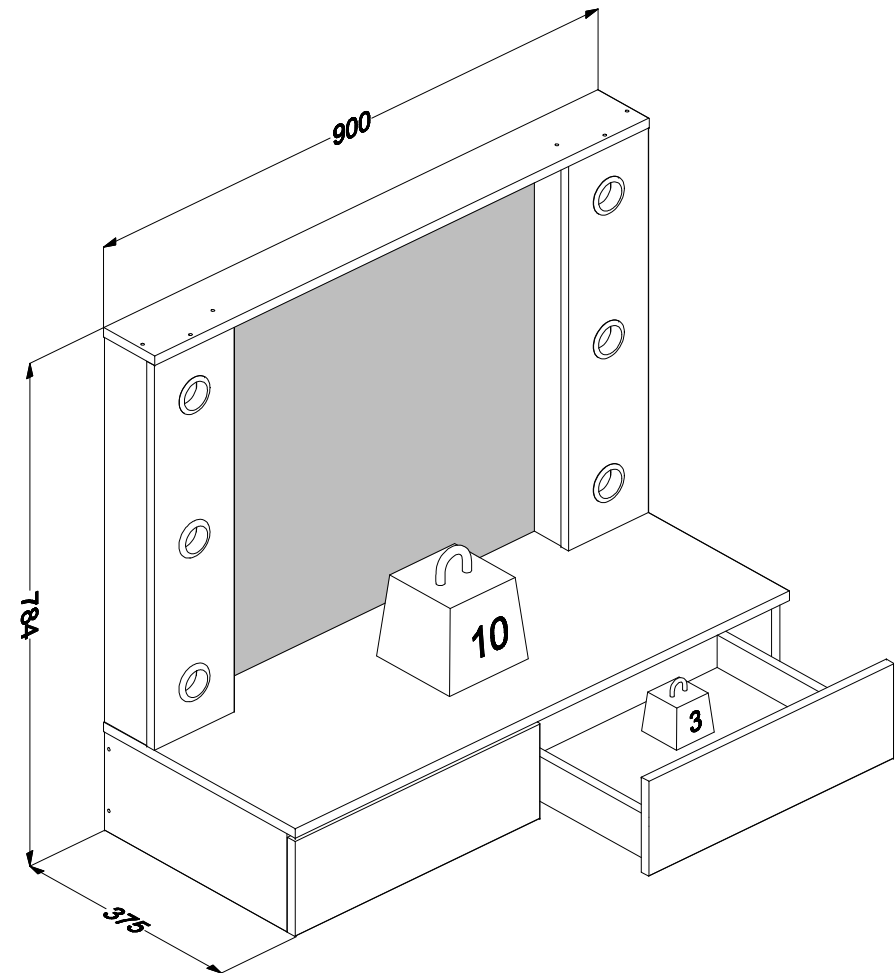
Código 170316 | Revisão 01

### IMPORTANT! / IMPORTANT! / ¡IMPORTANTE!

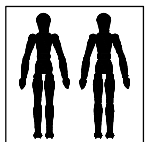
- A fiação elétrica, os soquetes das lâmpadas e o interruptor acompanham o produto;
  - lâmpadas NÃO estão inclusas;
  - utilize lâmpadas bulbo LED E27 de 3w a 6w de potência.
- 
- Electrical wiring, lamp sockets, and switch are included with the product;
  - lamps are NOT included;
  - use E27 LED bulbs from 3w to 6w power output.
- El cableado eléctrico, los sockets de las lámparas y el interruptor siguen con el producto;
  - las lámparas NO están incluidas
  - utilice lámparas de LED E27 de 3w hasta 6w de potencia

### PESO MÁXIMO SUPORTADO PELAS PEÇAS, SENDO ESTE DISTRIBUÍDO UNIFORMEMENTE.

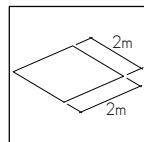
Maximum weight supported by parts, being this evenly distributed.  
Peso máximo soportado por las partes, siendo esta distribuido uniformemente.



Você vai precisar de/ You will need / Usted necesitará

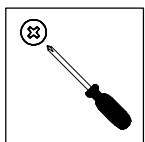


2 Pessoas  
2 People  
2 Personas

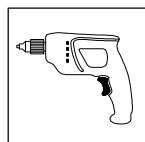


Espaço recomendado para montagem  
Recommended space for assemble  
Espacio recomendado para el armado

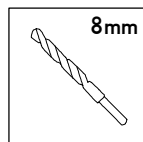
Ferramentas não inclusas  
Tools not included / Herramientas no incluidas



Chave Phillips  
Screwdriver Phillips  
Destornillador cruz



Furadeira  
Drill machine  
Taladro



Broca  
Drill bit  
Taladro

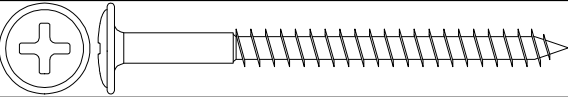
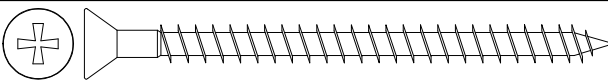


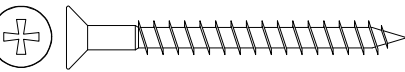
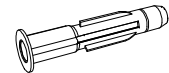
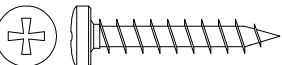
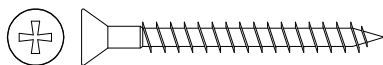
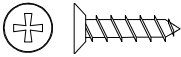



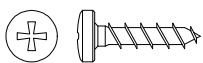

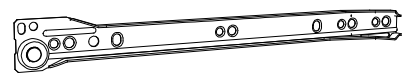
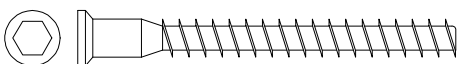
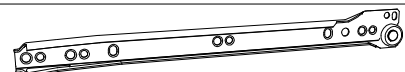







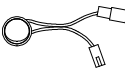
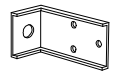
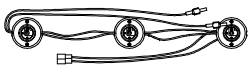
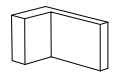

\* PESO EM KG/ Weight in Kg/ Peso en Kg  
DIMENSÕES EM MM/ Dimensions in mm/ Dimensiones en mm

**IDENTIFICAÇÃO DOS ACESSÓRIOS/ IDENTIFICATION OF ACCESSORIES/ IDENTIFICACIÓN DE ACCESORIOS**

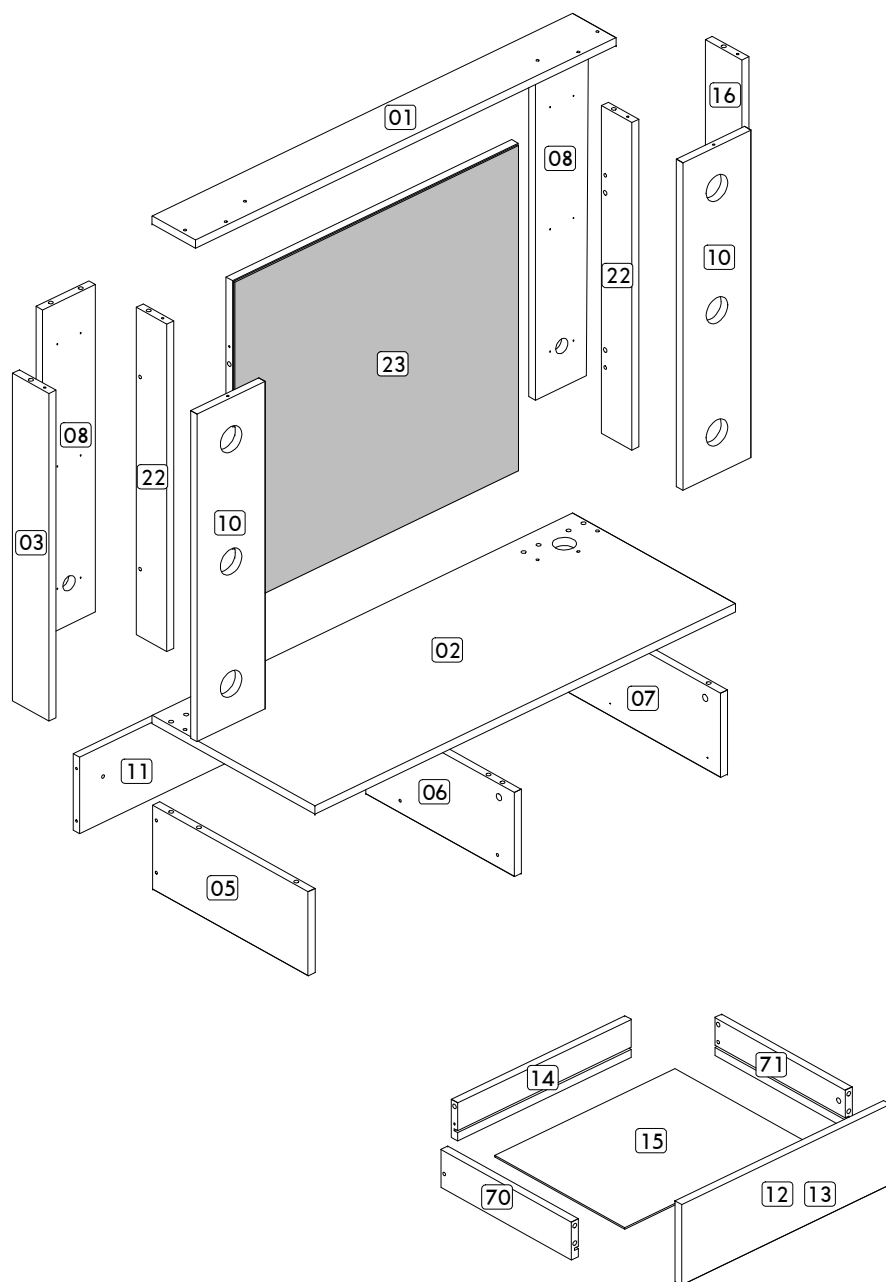
**NOTAS:** A separação dos acessórios antes de iniciar a montagem facilitará a mesma. Os parafusos e cavilhas estão na escala real. Em caso de dúvida na identificação, coloque o acessório sobre a imagem.

**NOTES:** The separation of the accessories before you start the assembly will facilitate the same. The screws and dowels are in real scale. In case of doubts about the identification, place the accessory on the image.

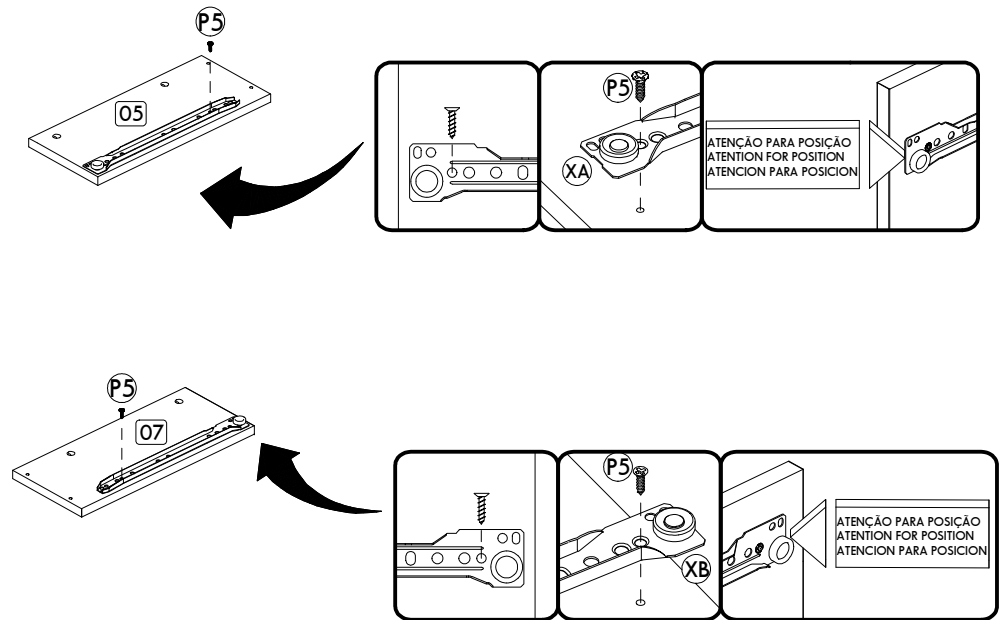
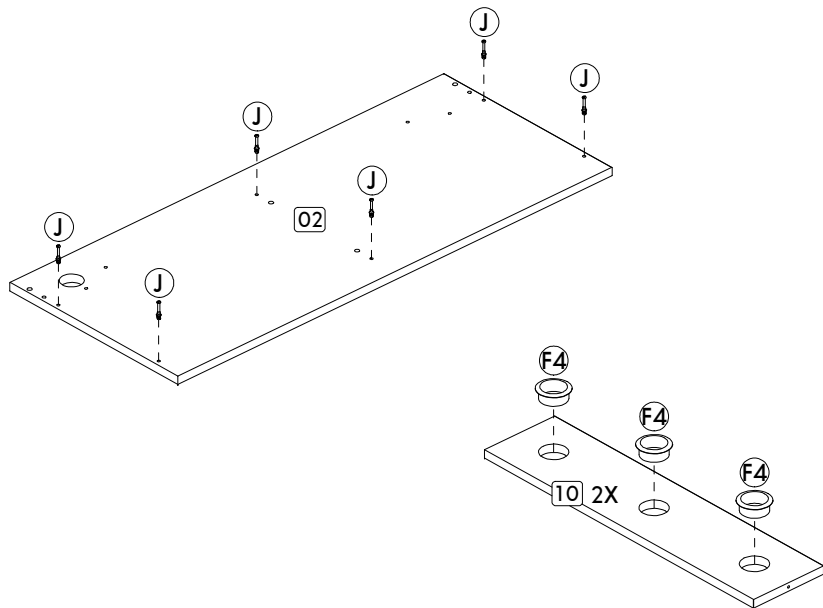
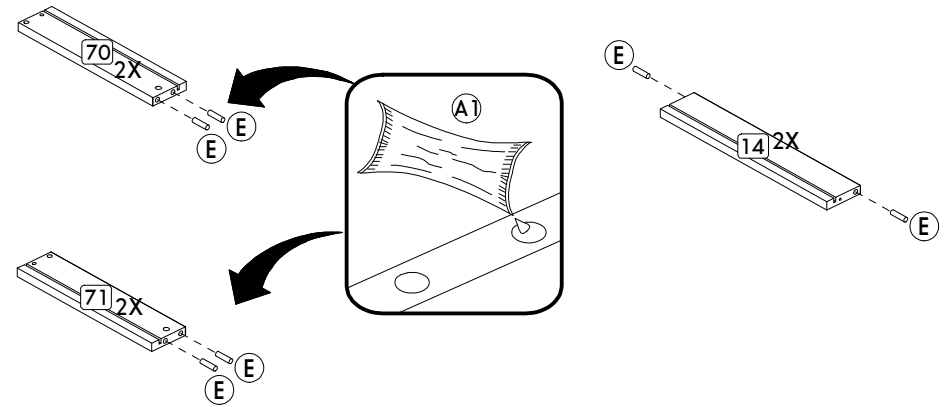
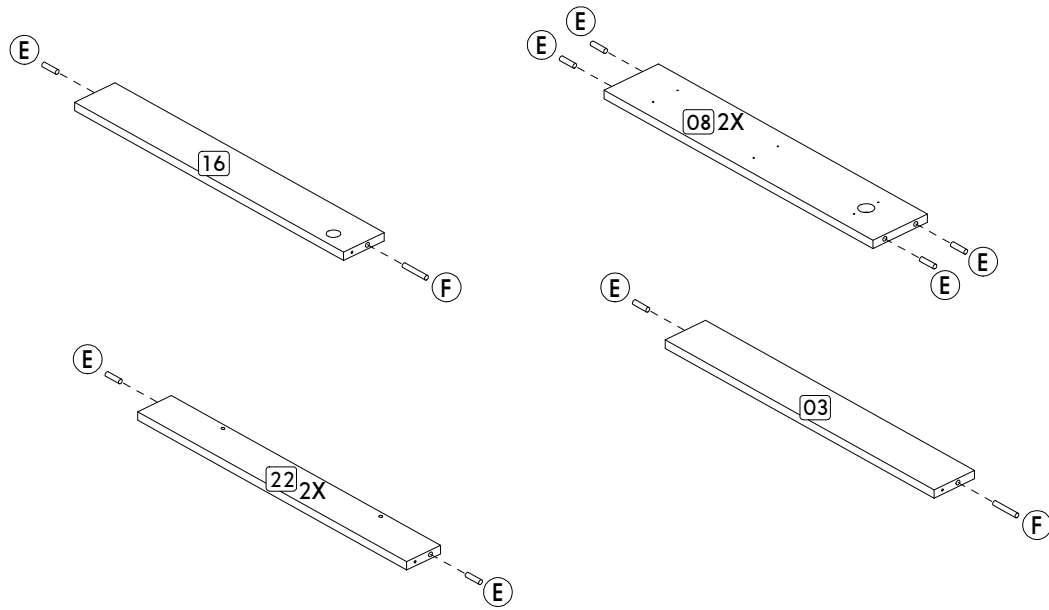
**NOTAS:** La separación de los accesorios antes de comenzar el armado facilitará el mismo. Los tornillos y taquetes son en escala real. En caso de dudas sobre la identificación, coloque el accesorio en la imagen.

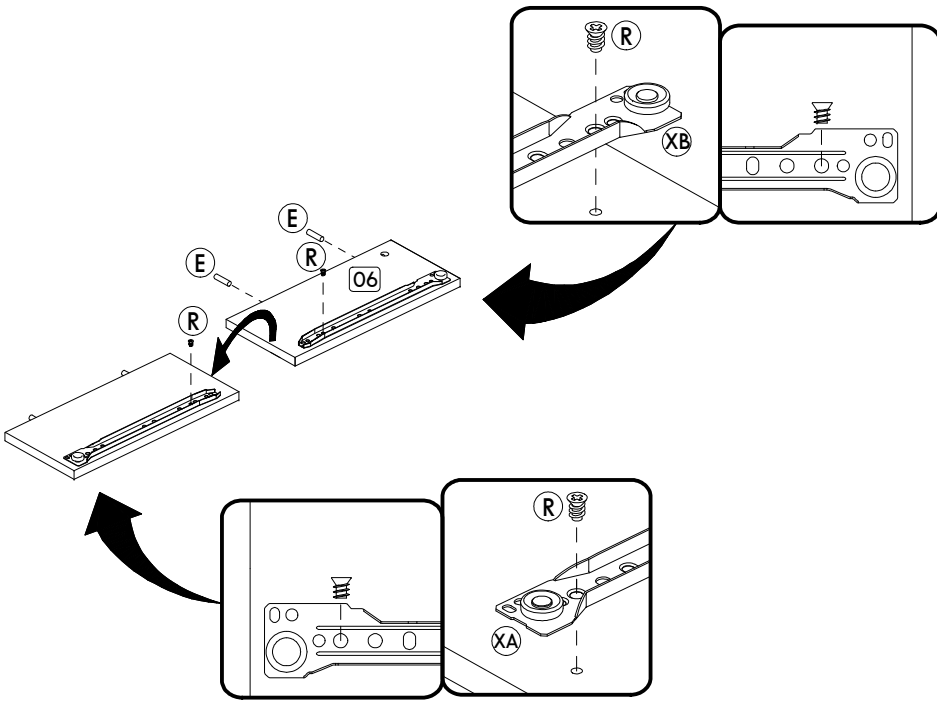
A		<b>Parafuso flangeado</b> Flanged head screw Tornillo de cabeza flangeada	5,0x60 mm	01	M9		<b>Parafuso chato</b> Flat head screw Tornillo de cabeza plana	5,0x70 mm	03
A1		<b>Cola</b> Glue Pegamento	13g	01					
A3		<b>Trapézio</b> Trapeze Trapecio	-	04	O		<b>Parafuso chato</b> Flat head screw Tornillo de cabeza plana	4,5x45 mm	10
B3		<b>Bucha expansiva</b> Bushing Tapón	8x50 mm	04	P		<b>Parafuso panela</b> Pan head screw Tornillo de pan	4,5x25 mm	04
D		<b>Parafuso chato</b> Flat head screw Tornillo de cabeza plana	4,0x40 mm	01	P5		<b>Parafuso chato</b> Flat head screw Tornillo de cabeza plana	3,5x14 mm	12
F		<b>Cavilha</b> Wooden Dowel Taquete	8x50 mm	02	R		<b>Parafuso chato</b> Flat head screw Tornillo de cabeza plana	6,0x08 mm	04
E		<b>Cavilha</b> Wooden Dowel Taquete	8x30 mm	28	S		<b>Parafuso panela</b> Pan head screw Tornillo de pan	3,5x14 mm	14
F4		<b>Passa fios</b> Pass wires Pasar cables	46mm	06	XA		<b>Corrediça lateral esquerda</b> Metallic slide the left field Corredera lateral izquierda	300 mm	02
G		<b>Parafuso estrutural</b> Structural screw Tornillo estructural	5,0x50 mm	14	XB		<b>Corrediça lateral direita</b> Metallic slide the right field Corredera lateral derecha	300 mm	02
H		<b>Chave allen</b> Allen key Llave Allen	-	01	XC		<b>Corrediça gaveta esquerda</b> Drawer slide left Corredera izquierda cajón	300 mm	02
I		<b>Tampa parafuso estrutural</b> Structural screw cover Tapa tornillo estructural	-	10	XD		<b>Corrediça gaveta direita</b> Drawer slide right Corredera derecha cajón	300 mm	02
J		<b>Haste minifix simples</b> Simple minifix screw Tornillo minifix simple	-	06	Z7A		<b>Chicote elétrico parte 1</b> Electric cable part 1 Cable eléctrico parte 1	-	01
L		<b>Tambor minifix</b> Drum lock Tambor minifix	12 mm	06	Z7B		<b>Chicote elétrico parte 2</b> Electric cable part 2 Cable eléctrico parte 2	-	01
N5		<b>Suporte "L"</b> Support "L" Soporte "L"	-	01	Z7C		<b>Chicote elétrico parte 3</b> Electric cable part 3 Cable eléctrico parte 3	-	01
N6		<b>Capa</b> Cover Cubierta	-	01	Z7D		<b>Chicote elétrico parte 4</b> Electric cable part 4 Cable eléctrico parte 4	-	01

IDENTIFICAÇÃO DAS PEÇAS/ PARTS IDENTIFICATION/ IDENTIFICACIÓN DE LAS PIEZAS



Nº	DESCRIÇÃO - DESCRIPTION - DESCRIPCIÓN	MEDIDAS-MEASURES - MEDIDAS (mm)	QTD.
01	Base superior - Top base - Base superior	900 x 100 x 15	01
02	Tampo - Top - Topa	900 x 375 x 15	01
03	Lateral esquerda superior - Left upper side - Lateral izquierda superior	600 x 84 x 15	01
05	Lateral esquerda inferior - Left bottom side - Lateral izquierda inferior	154 x 358 x 15	01
06	Divisão gavetas - Division drawers - División cajones	154 x 342 x 15	01
07	Lateral direita inferior - Right bottom side - Lateral derecha inferior	154 x 358 x 15	01
08	Painel lâmpadas - Lamps panel - Painel lámparas	600 x 113 x 15	02
10	Painel frontal - Front panel - Panel frontal	600 x 146 x 15	02
11	Costa - Backboard - Fondo	867 x 140 x 15	01
12	Frente de gaveta esquerda - Left front of drawer - Lateral del cajón izquierda	446 x 148 x 15	01
13	Frente de gaveta direita - Right front of drawer - Lateral del cajón derecha	446 x 148 x 15	01
14	Traseiro de gaveta - Rear of drawer - Trasero del cajón	371 x 70 x 15	02
15	Fundo de gaveta - Bottom of drawer - Fondo del cajón	385 x 299 x 3	02
16	Lateral direita superior - Right upper side - Lateral derecha superior	600 x 84 x 15	01
22	Lateral dir/esq espelho - Right/left side mirror- Lateral izquierda/derecha espejo	600 x 70 x 15	02
23	Painel espelho - Mirror panel - Painel espejo	611 x 600 x 15	01
70	Lateral de gaveta esquerda - Left side of drawer - Lateral izquierda del cajón	300 x 70 x 15	02
71	Lateral de gaveta direita - Right side of drawer - Lateral derecha del cajón	300 x 70 x 15	02

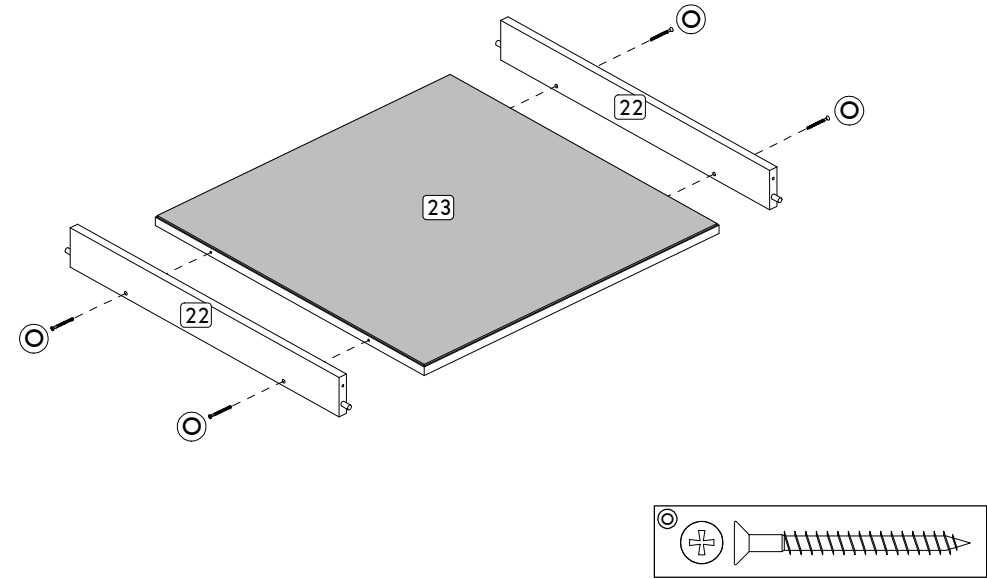




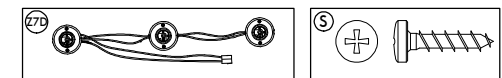
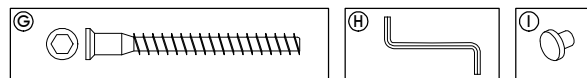
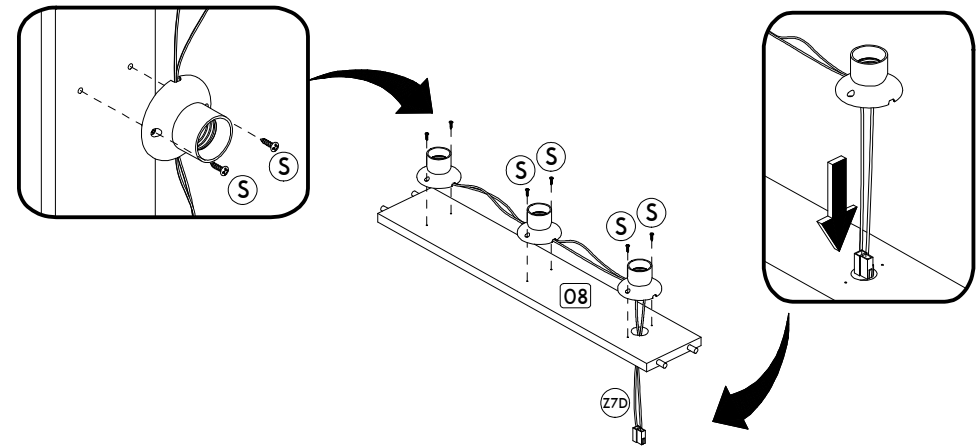
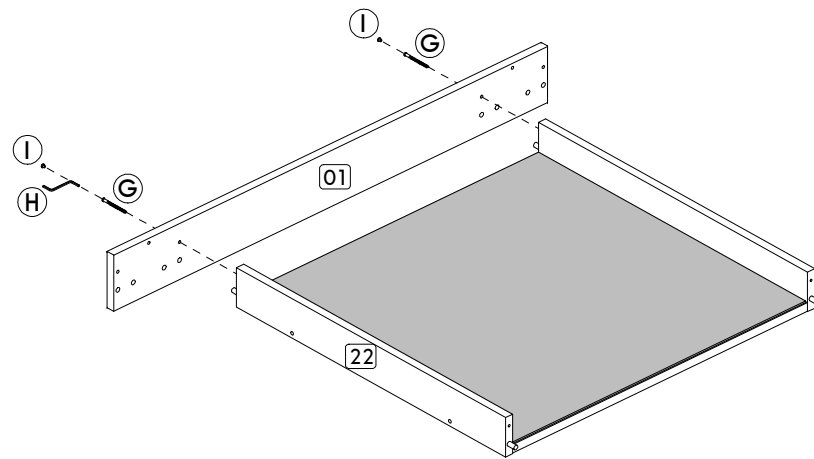
Passo/ Step/ Paso 02

MONTAGEM/ ASSEMBLY/ ARMADO

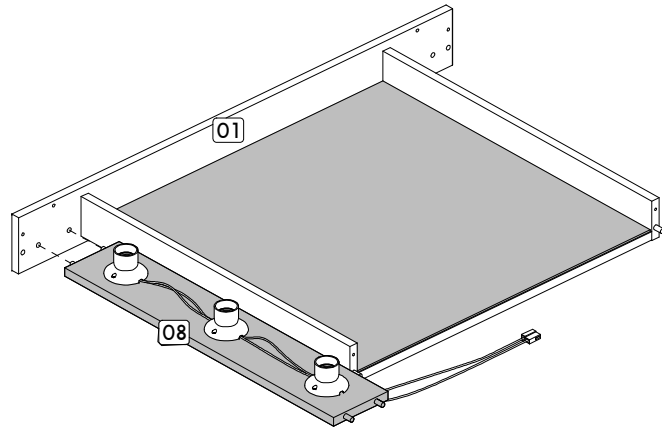
Passo/ Step/ Paso 01



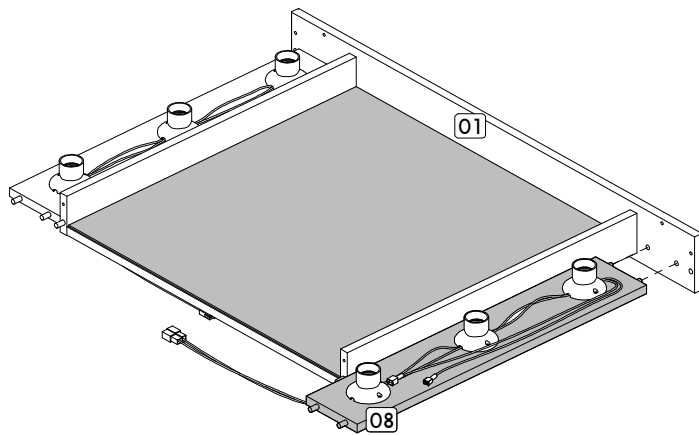
Passo/ Step/ Paso 03



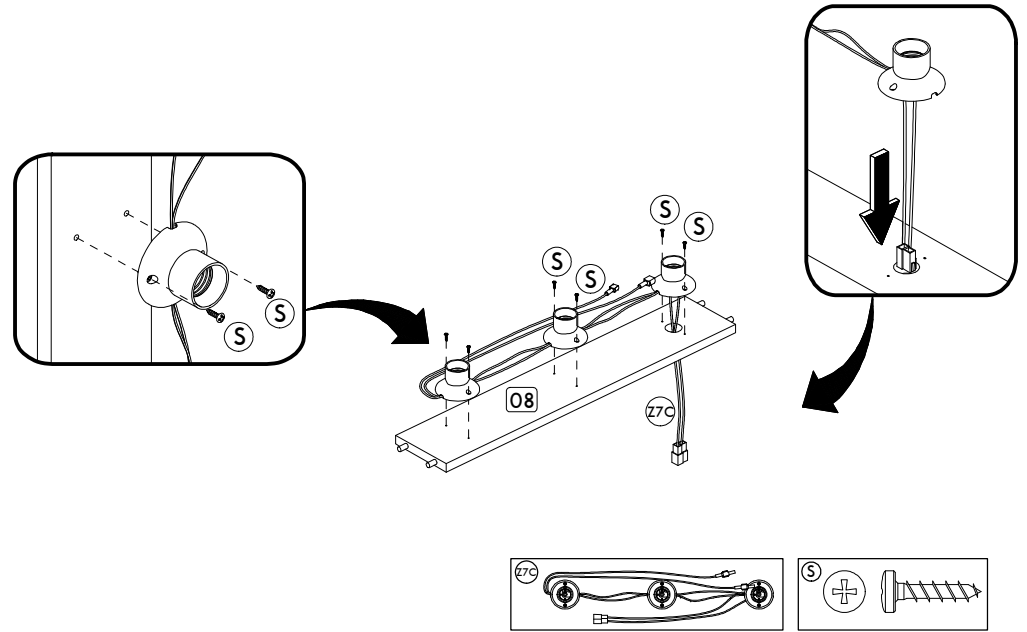
Passo/ Step/ Paso 04



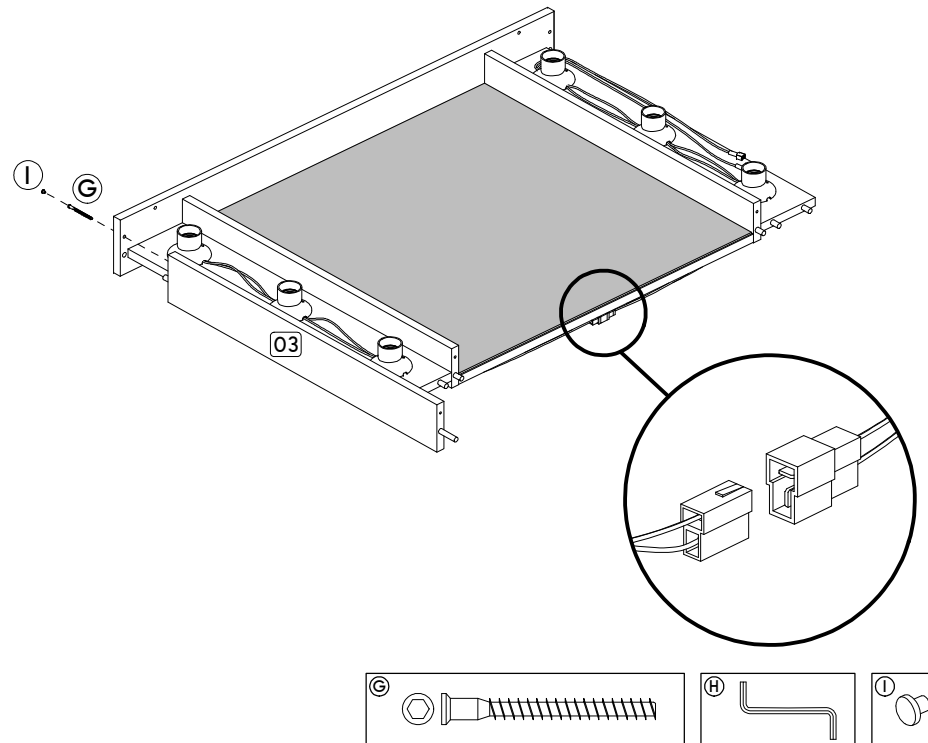
Passo/ Step/ Paso 06



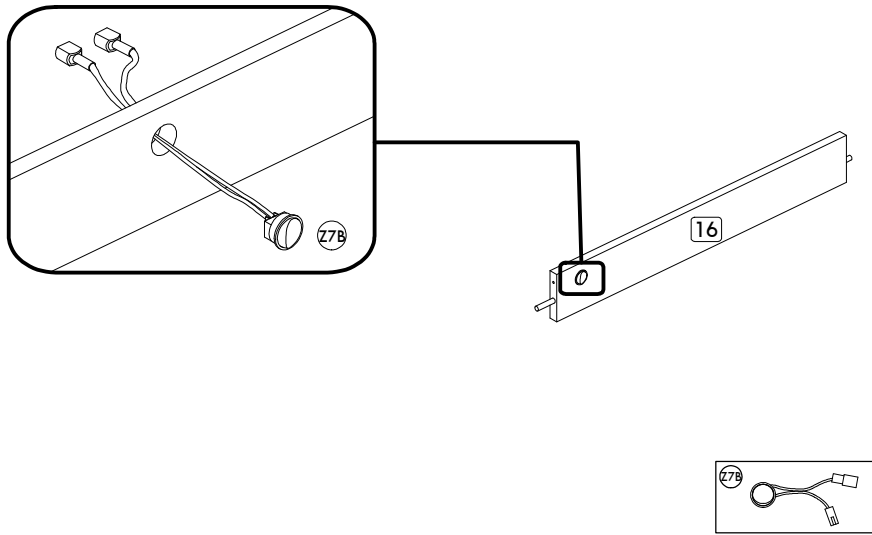
Passo/ Step/ Paso 05



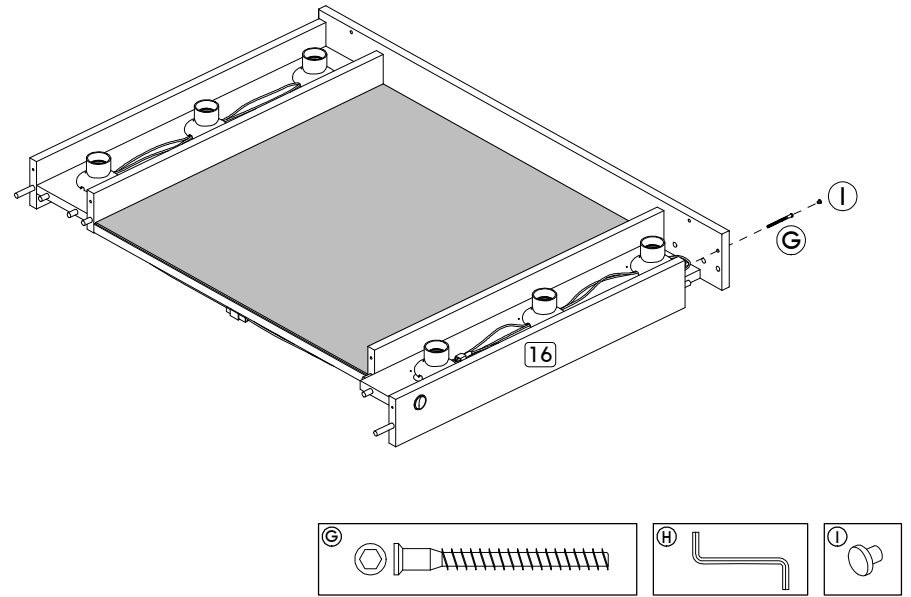
Passo/ Step/ Paso 07



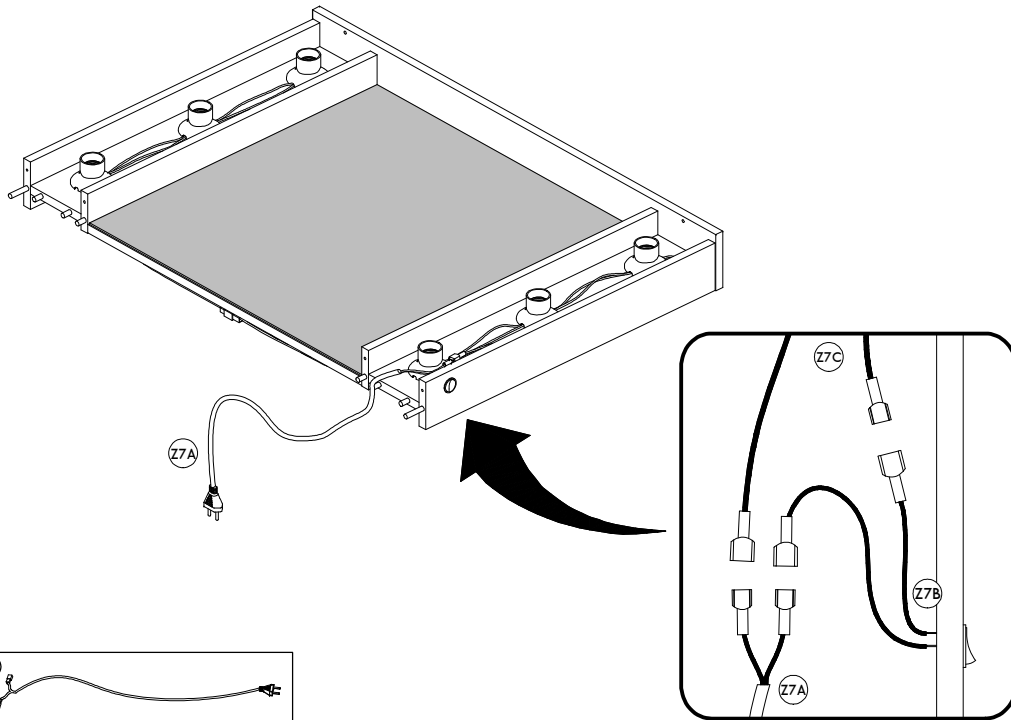
Passo/ Step/ Paso 08



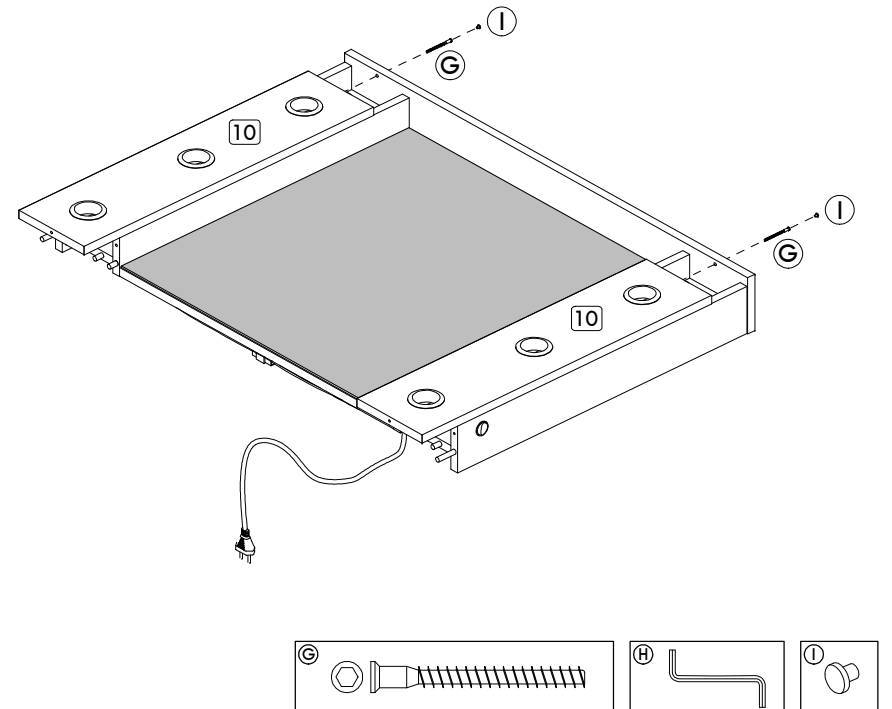
Passo/ Step/ Paso 09



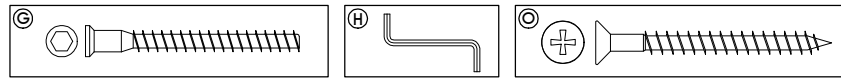
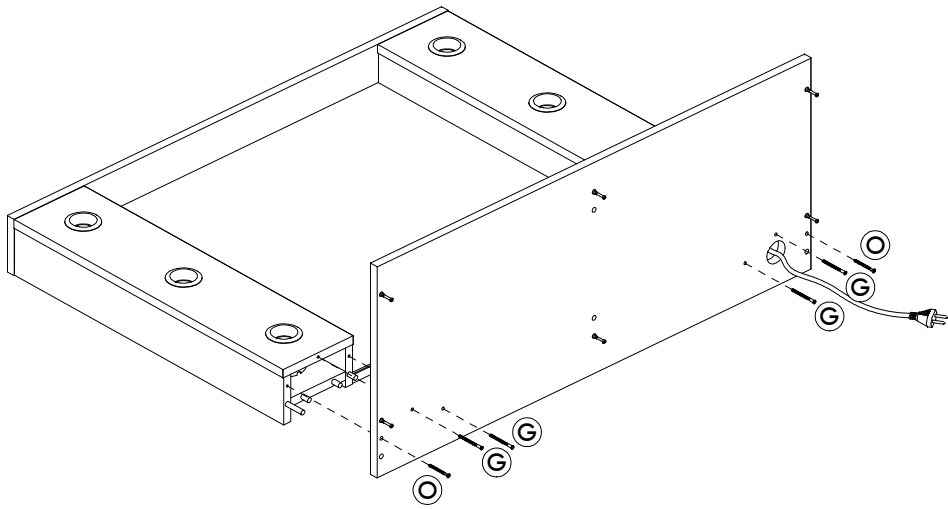
Passo/ Step/ Paso 10



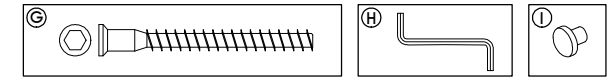
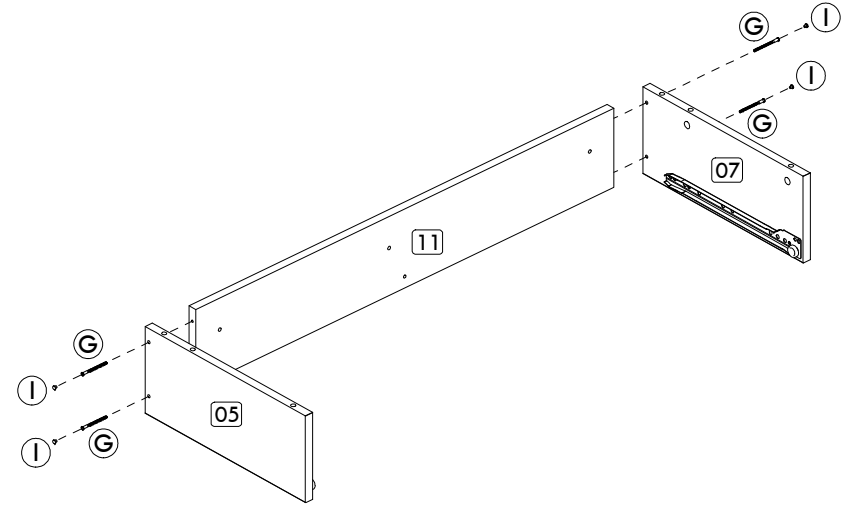
Passo/ Step/ Paso 11



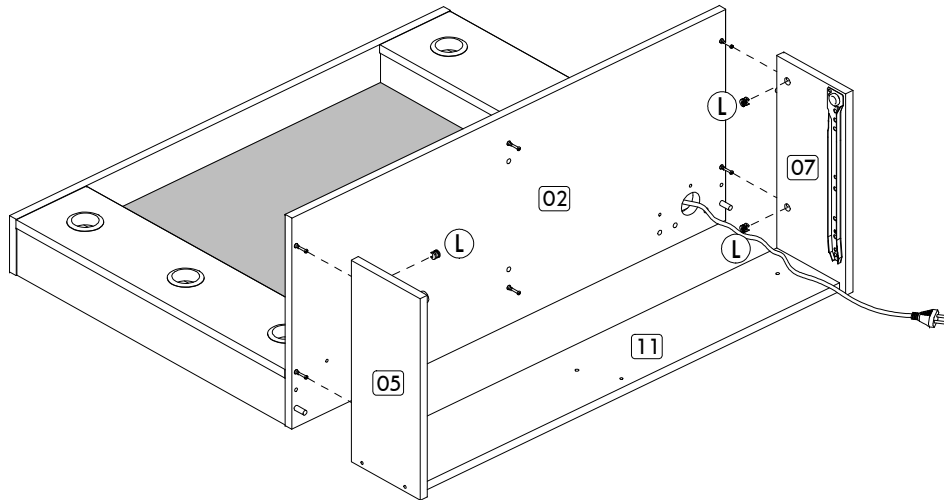
Passo/ Step/ Paso 12



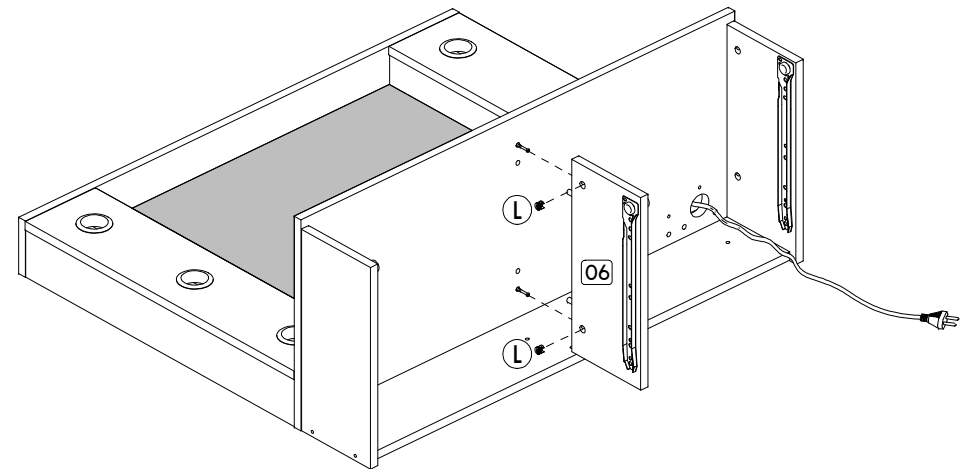
Passo/ Step/ Paso 13



Passo/ Step/ Paso 14

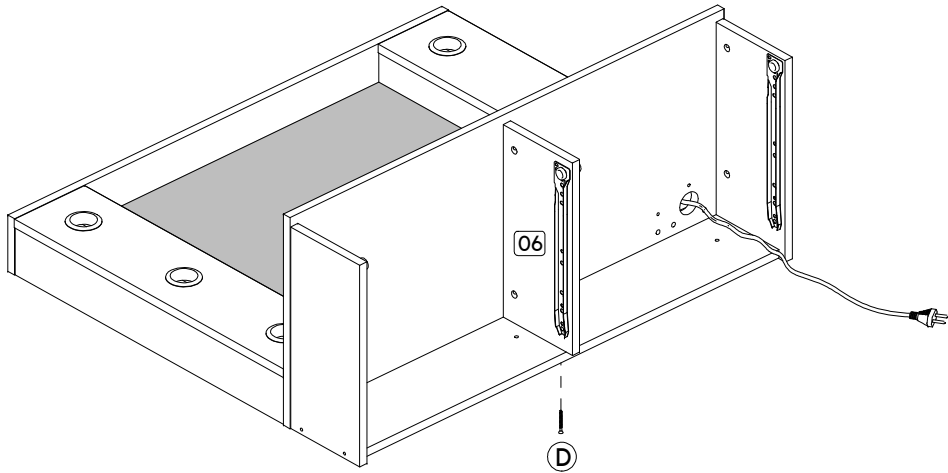


Passo/ Step/ Paso 15

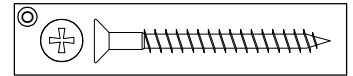
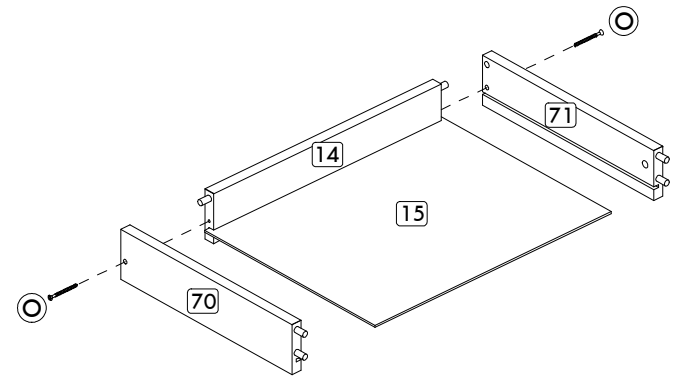




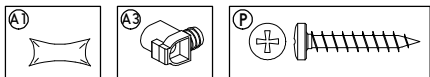
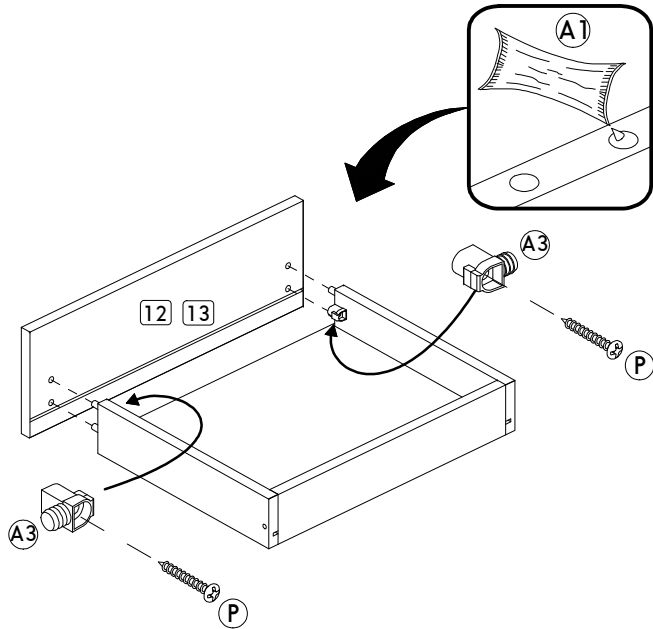
Passo/ Step/ Paso 16



Passo/ Step/ Paso 17



Passo/ Step/ Paso 18



Passo/ Step/ Paso 19

