

# ME-4161

## Instruções de Montagem Assembly Instructions Instrucciones de Armado

Acesse Vídeos de Montagens  
Access Mounting Videos  
Acceder a los Vídeos de Montaje  
www.tecnomobili.ind.br

**tecnomobili**

Estrada RSC 453, Km s/n° | Garibaldi | RS  
CEP: 95720-000 | Fone / Fax: 54.3464.2050  
sac@moveisvideira.com.br

### Lista de Peças / List of pieces / Lista de piezas

TAMANHO REAL - TAMANO VERDADERO - REAL SIZE

CóD	DESCRIÇÃO	DESCRIPTION	DESCRIPCION	QTD	RAW MATERIAL	DIMENSION	CÓD
01	Tampo	Top	Tapa	1	MDP 15mm	1050x600x15mm	704161
02	Costa	Back	Costa	1	MDP 15mm	996x356x15mm	404161
03	Divisão	Division	División	1	MDP 15mm	298x120x15mm	504161
04	Prateleira	Shelf	Entrepaños	1	MDP 15mm	298x360x15mm	204161
05	Travessa Pé Superior	Top Foot Traverse	Traviessa Pie Superior	2	MDP 15mm	447x120x15mm	614161
06	Pé Dianteiro Esquerdo	Left Front Foot	Pie Delante Izquierdo	1	MDP 25mm	730x65x25mm	324161
07	Pé Traseiro Esquerdo	Left Back Foot	Pie Trasero Izquierdo	1	MDP 25mm	730x65x25mm	334161
08	Pé Dianteiro Direito	Right Front Foot	Pie Delante Derecho	1	MDP 25mm	730x65x25mm	314161
09	Pé Traseiro Direito	Right Back Foot	Pie Trasero Derecho	1	MDP 25mm	730x65x25mm	304161
10	Travessa Pé Inferior	Under Foot Traverse	Traviessa Pie Inferior	1	MDP 15mm	447x65x15mm	604161
11	Base	Base	Base	1	MDP 15mm	576x298x15mm	104161

#### Notas Especiais:

**01** -Examine completamente todas as peças do móvel antes de começar o trabalho.

**02** -Recomenda-se montar o móvel conforme este Manual de Montagem.

**03** -É de responsabilidade do montador seguir as instruções do Manual de Montagem, que são fundamentais para garantir a estrutura do móvel.

**04** -Para limpeza, utilizar somente pano úmido e sabão neutro.

#### Special notes:

**01** -Check all parts of the unit thoroughly before starting work.

**02** -It is recommended to assemble the furniture according to this Installation Manual.

**03** -It is the responsibility of the assembler to follow the instructions in the Assembly Manual, which are essential to ensure the structure of the furniture.

**04** -For cleaning use only damp cloth and neutral soap.

#### Notas especiales:

**01** -Examine completamente todas las piezas del mueble antes de iniciar el trabajo.

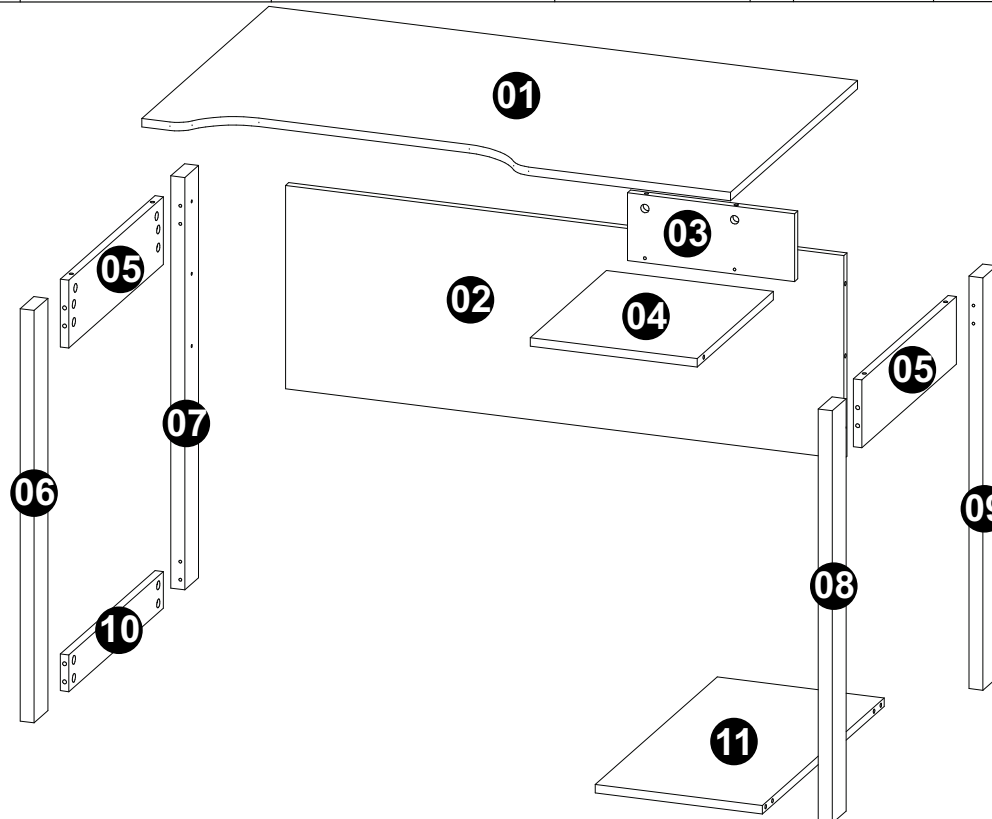
**02** -Se recomienda montar el mueble conforme el Manual de Ensamblaje.

**03** -Es de responsabilidad del montador seguir las instrucciones del Manual de Ensamblaje, que son fundamentales para garantizar la estructura del mueble.

**04** -Para limpieza solamente usar trapo húmedo y jabón neutro.








#### Guarante certificate:

The guarantee of products manufactured by Móveis Videira LTDA covers any defects / manufacturing defects, within the period established by the Consumer Protection Code, in its Article 26, II, which provides for a legal guarantee of ninety (90) days.

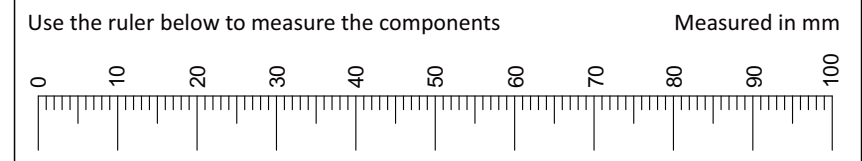
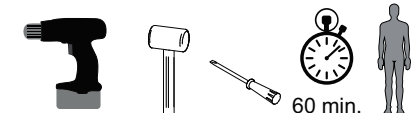


REF	DESCRIÇÃO	QTD	cód
A	 3,5 x 16mm CC	04	8096

#### ILUSTRACIÓN - ILLUSTRACION - ILLUSTRATION

REF	DESCRIÇÃO	QTD	cód
B	 34 x 7mm Parafuso Minifix	31	3771
C	 15 x 12mm Tambor Minifix	31	9516
D	 14 x 4mm Sapata Deslizadora	04	8112
E	 22 x 3mm Prego 10x10	04	3051
F	 Adesivo Tapa Furo	31	8582
G	 Mão Francesa 60x60mm	01	5856
H	 14 x 8 x 5mm Suporte Prateleira 5x8	02	3748

### Ferramentas | Tools | Herramientas



Revisão: 00  
Data: 20/05/2021

