



RACK RETRÔ 80

ATENÇÃO/ ATTENTION / ATENCION

VÍDEO DE MONTAGEM DISPONÍVEL NO SITE / ASSEMBLY VIDEO AVAILABLE ON THE SITE
VÍDEO DE MONTAJE DISPONIBLE EN EL SITIO

www.olivar.com.br

DIMENSÕES DO PRODUTO / PRODUKT DIMENSIONS / DIMENSIONS PRODUCT - WxDxH / LxDxA - 1620 X 388 X 547 MM



Vídeo de Montagem
Assembly video
Video de Montaje

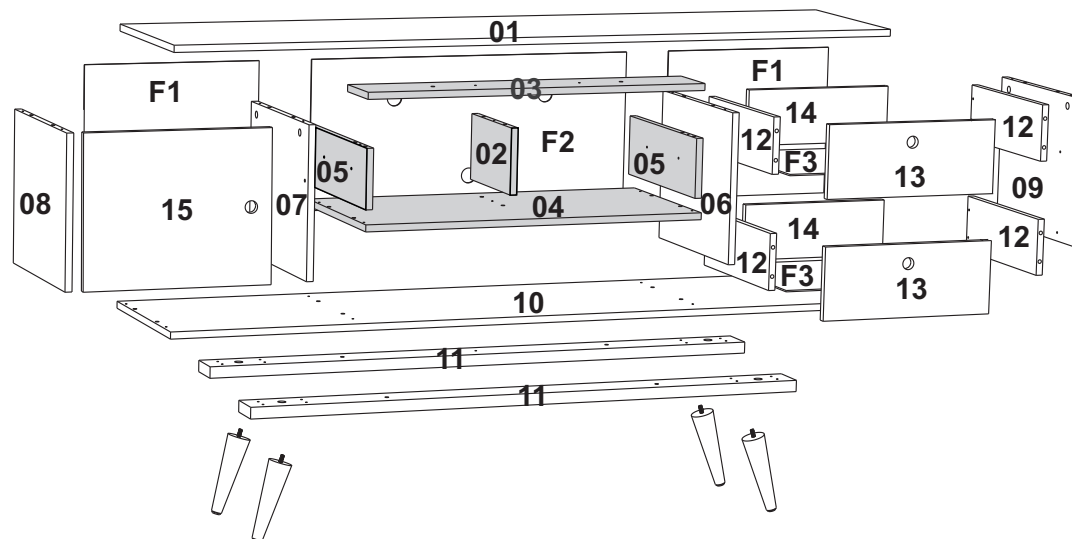
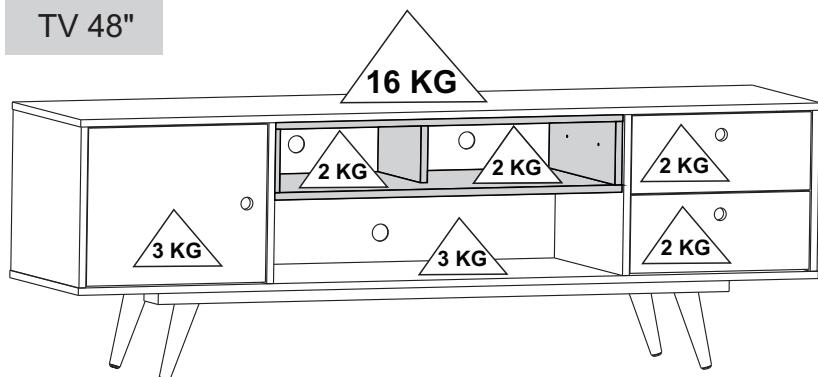
PEÇAS NUMERADAS/ NUMBERED PARTS/
PIEZAS NUMERADAS

EX: 1915X-X 05(peça/ piece/ pieza number)

ATENÇÃO/ ATENCION/ ATTENTION

ESTE PRODUTO NÃO PODE SER ARRASTADO.
THIS PRODUCT MUSTNOT BE DRAGGED.
ESTE PRODUCTO NO SE PUEDE ARRASTRAR

TV 48"



CUIDADOS ESPECIAIS

LIMPEZA- Pano limpo umedecido em água e sabão neutro.
BRILHO- Flanela seca.

SPECIAL CARE

CLEANING-Clean cloth moistened with water and mild soap.
SHINE- Dry cloth.

CUIDADOS ESPECIALES:

LIMPIEZA- Paño limpio humedecido con agua y un jabón suave.
BRIGHT- Franela seco.

ATENÇÃO / ATTENTION / ATENCION

Nunca utilizar óleos, lustra móveis; produtos abrasivos, saponáceos, esponja de aço e outros.

Never use oils, polish furniture , abrasive products, soaps, steel sponge and others.

Nunca use aceites, pulimentos; abrasivos, jabones, esponja de acero y otros.


MONTAR O PRODUTO SOBRE A EMBALAGEM,
EVITANDO DANOS NA PINTURA.
ACONSELHAMOS QUE A MONTAGEM DO PRODUTO
SEJA POR UM PROFESSIONAL.

SETUP THE PRODUCT ON TOP OF THE PACKAGING, AVOIDING
DAMAGE TO THE PAINT.
WE RECOMMEND THAT THE INSTALLATION IS DONE BY
A PROFESSIONAL.

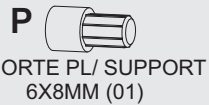
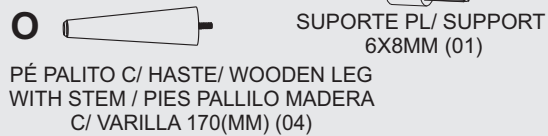
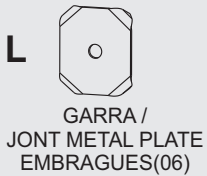
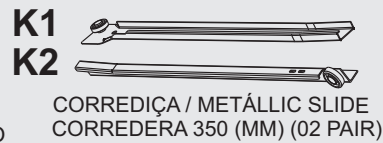
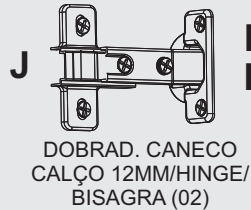
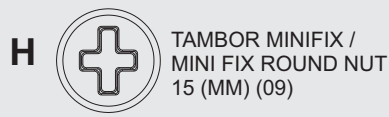
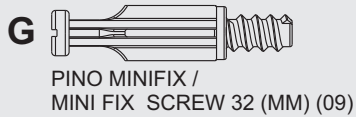
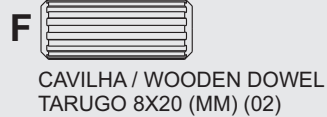
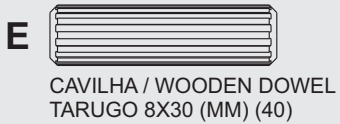
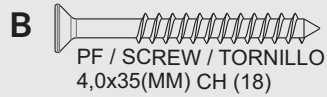
MONTAR EL PRODUCTO EN EL PAQUETE,
EVITAR LESIONES EN PINTURA.
AVISAMOS QUE EL MONTAJE DEL PRODUCTO
SEA UN PROFESSIONAL.



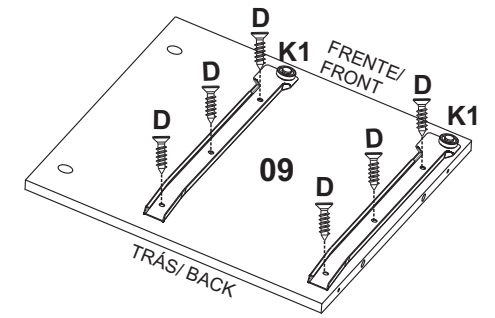
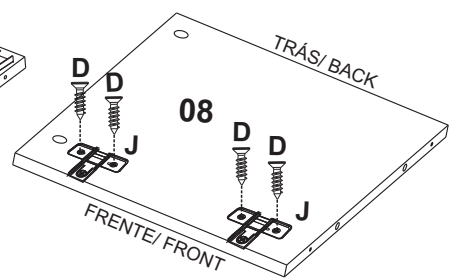
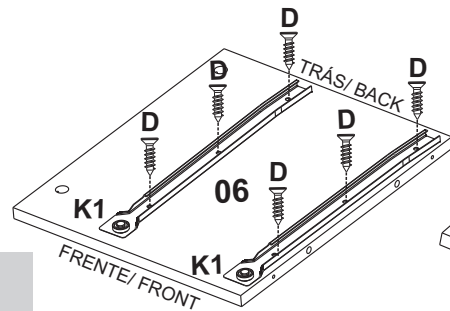
Ferramentas necessárias / Necessary tools / Herramientas Necesarias
(não fornecidas) (not provided) (No proporcionadas)



**MEDIDA UTILIZADA EM MM /
UNIT MEASURE USED IS MILLIMETERS (MM)**

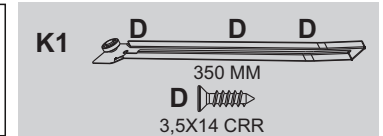
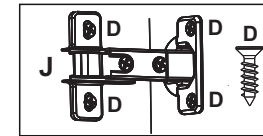


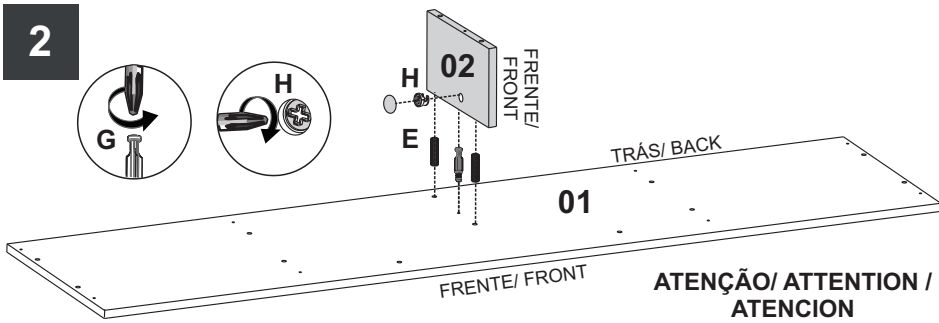
1 Obs: As peças pintadas nos passos são apenas ilustrativas.
The parts painted in the steps are illustrative only.
Las partes pintadas en los pasos son solo ilustrativas.



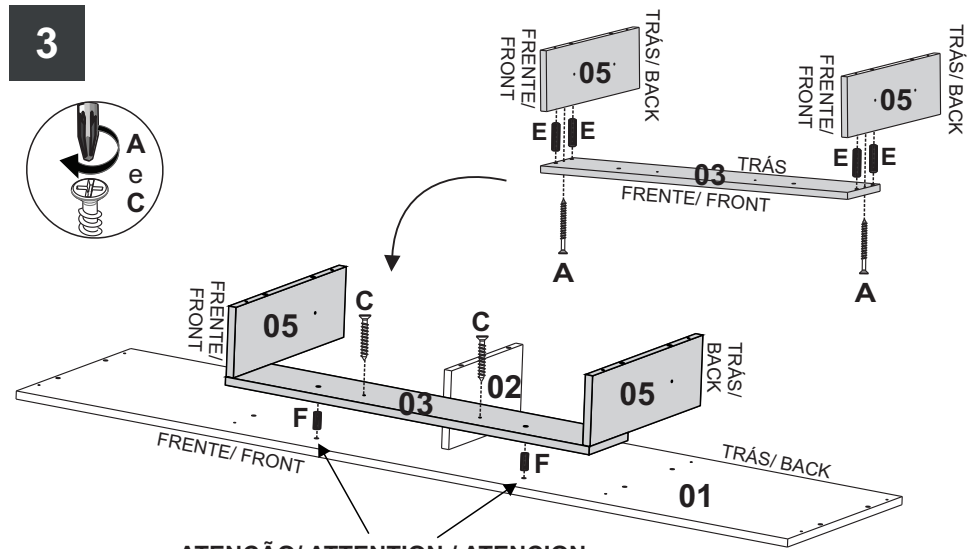
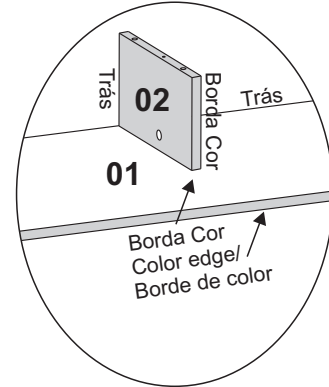
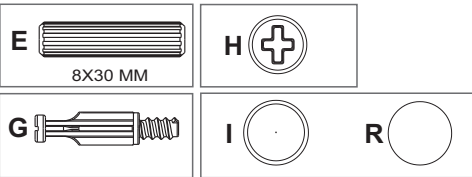
**D=16
J=02
K1=04**

ITEM	COD	N°	DESCRIÇÃO DA PEÇAS / DESCRIPTION OF PARTS / UNITE MEASURE USED IS MILLIMETERS (MM)	MEDIDAS / MEASURES (MM)	TIPO TYPE	QUANT AMOUNT CANTIDAD	CORES / COLORS / COLORES					
							BRANCO WHITE BLANCO	PRETO BLACK NEGRO	TURQ	AMARELO YELLOW AMARILLO	RUSTIK	
	10803	01	TAMPO / TOP	1620X385X15	MDP	01	01/05	01/07				01/24
	10801	02	DIVISOR SUP NICHU / TOP NICHE DIVIDER	240X145X15	MDP	01	02/05	02/07	02/21	02/23		
	10802	03	TAMPO NICHU / TOP NICHE	764X130X15	MDP	01	03/05	03/07	03/21	03/23		
	10798	04	PRATELEIRA NICHU / SHELF NICHE	764X373X15	MDP	01	04/05	04/07	04/21	04/23		
	10799	05	LATERAL ESQ. DIR. NICHU / RIGHT- LEFT SIDE NICHE	371X130X15	MDP	02	05/05	05/07	05/21	05/23		
	10796	06	DIVISOR DIR. / RIGHT DIV.	330X383X15	MDP	01	06/05	06/07				06/24
	10795	07	DIVISOR ESQUERDO / LEFT DIV.	330X383X15	MDP	01	07/05	07/07				07/24
	10794	08	LATERAL ESQUERDA / LEFT SIDE / LADO IZQUIERDO	330X383X15	MDP	01	08/05	08/07				08/24
	10797	09	LATERAL DIREITA / RIGHT SIDE / LADO DERECHO	330X383X15	MDP	01	09/05	09/07				09/24
	10793	10	BASE	1620X385X15	MDP	01	10/05	10/07				10/24
	10808	11	REFOR. PÉ / FOOT REINFORCEMENT / REFUERZO PIE	1160X80X25	MDF	02	11/05	11/07				11/24
	10804	12	LAT. GAV. / LEFT / RIGHT DRAW. / SIDE / LAD. CAJ. IZQ. DER.	350X125X15	MDP	04	12/05	12/07				12/24
	10806	13	FRENTE GAV. / DRAWER FRONT / FRENTE DE CAJÓN	391X160X15	MDF	02	13/05	13/07				13/24
	10805	14	CONT. FRENTE GAV. / AGAINST DRAWER FRONT / CONTRA EL FRENTE DEL CAJÓN	341X125X15	MDP	02	14/05	14/07				14/24
	10807	15	PORTA / DOOR / PUERTA	392X324X15	MDF	01	15/05	15/07				15/24
	10809	F1	FUNDO TRÁS / BACK / TRASEIRO	413X350X3	TRI	02	F1/05	F1/07				F1/24
	10810	F2	FUNDO TRÁS / BACK / TRASEIRO	779X350X3	TRI	01	F2/05	F2/07				F2/24
	10811	F3	FUNDO GAV. / DRAWER BACKGROUND / FONDO CAJÓN	370X358X3	TRI	02	F3/05	F3/07				F3/24
	438	A	PF. / Screw / Tornillo 4,0x40(MM) CH			23						
	437	B	PF. / Screw / Tornillo 4,0x35(MM) CH			18						
	434	C	PF. / Screw / Tornillo 4,0x25(MM) CH			06						
	986	D	PF. / Screw / Tornillo 3,5x14(MM) CRR			48						
	137	E	Cavilha / Wooden Dowel / Tarugo 8x30(MM)			40						
	2921	F	Cavilha / Wooden Dowel / Tarugo 8x20(MM)			02						
	532	G	Pino Minifix / Minifix Screw 32(MM)			09						
	508	H	Tambor Minifix / Minifix Round Nut 15(MM)			09						
	7125							PTO				
	511					05		BCO				
	509	I	Tampa Minifix / Minifix Cover Cap 15(MM)			4						CAFÉ
	145	J	Dobradiça Caneco Calço 12MM/Hinge/ Bisagra (02)			02						
	139	K	Corred./Metallic Slid 350(MM) (02 Pair)			02						
	911	L	Garra/ Jont Metal Plate/ Embragues			06						
	248	M	Prego / Nail / Clavo 8x8(MM)			58						
	15175	N	Cantoneira PL/Plast. corner with lid / Esquina PL. 20X20X42(MM)			04		CINZA	CINZA			CINZA
	10203							MEL				
	10365	O	Pé Palito Mad. c/ haste/ Wooden Leg 170 (MM) wiht stem / Pies Pallilo Madera c/varilla			04						CAST
	15207							MOGNO				
	7266	P	Suporte PL / Support PL			01						
	15203	Q	Porca Garra de aço / Steel Claw Nut / Tuerca de Garra de Acero 23(MM)			04						
	12734					04		BCO				
	13363					04			PTO			
	14491	R	Tapa F. Ades./Holer Sticker/Pegatina de Agugero 18 mm			5				TURQ		
	14490											AMAR
			Certif. de Garant./ Warranty Certif.			01						

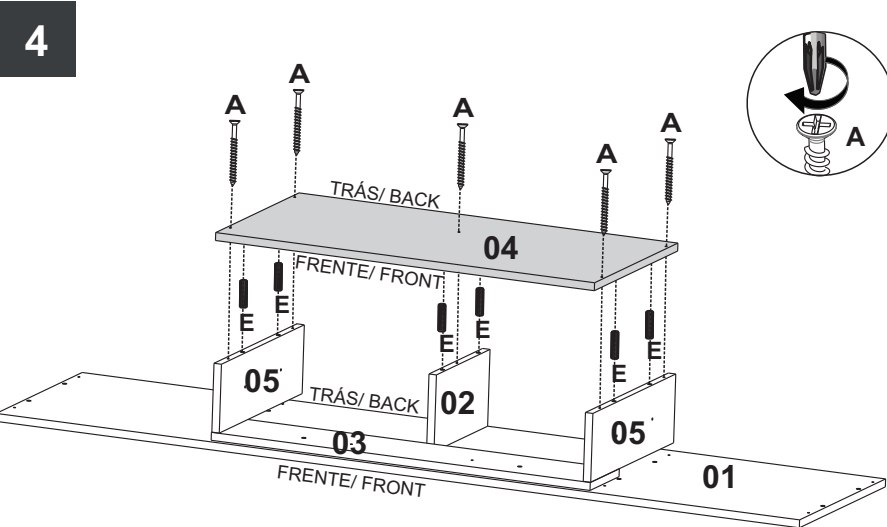
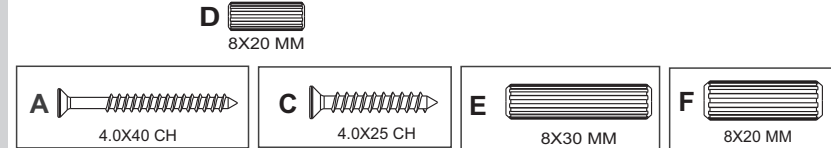




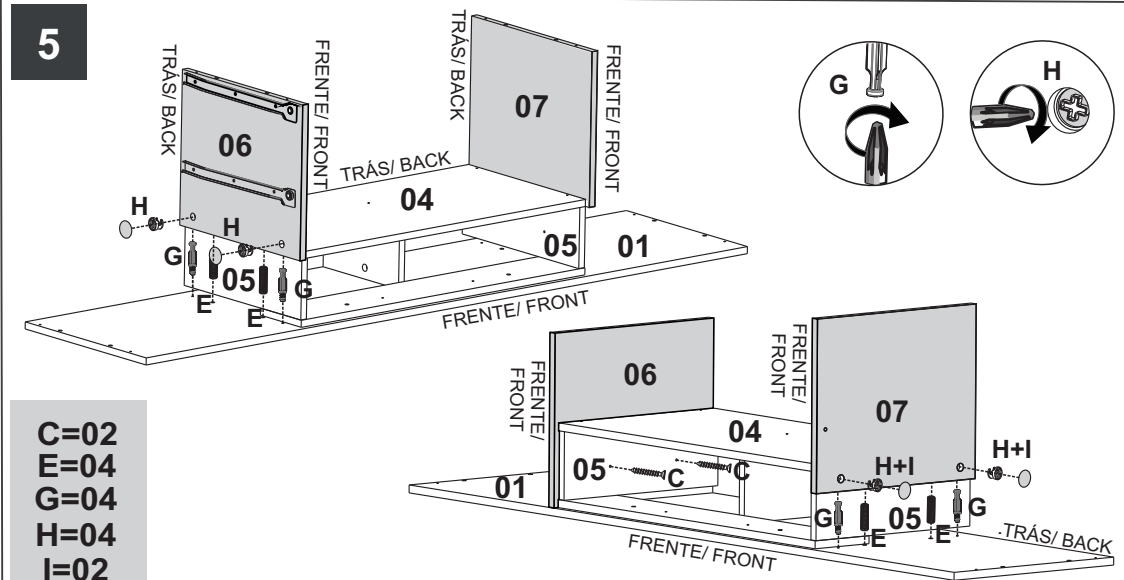
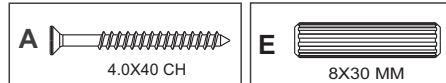
E=02
G=01
H=01
I / R=01



A=02
C=02
E=04
F=02



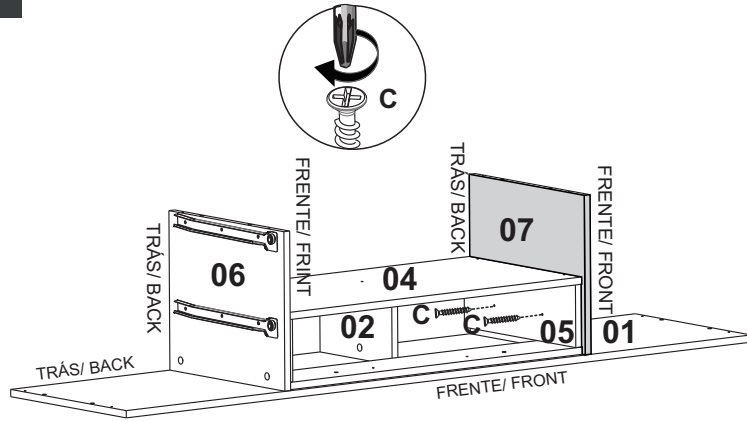
A=05
E=06



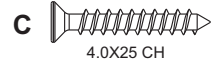
C=02
E=04
G=04
H=04
I=02



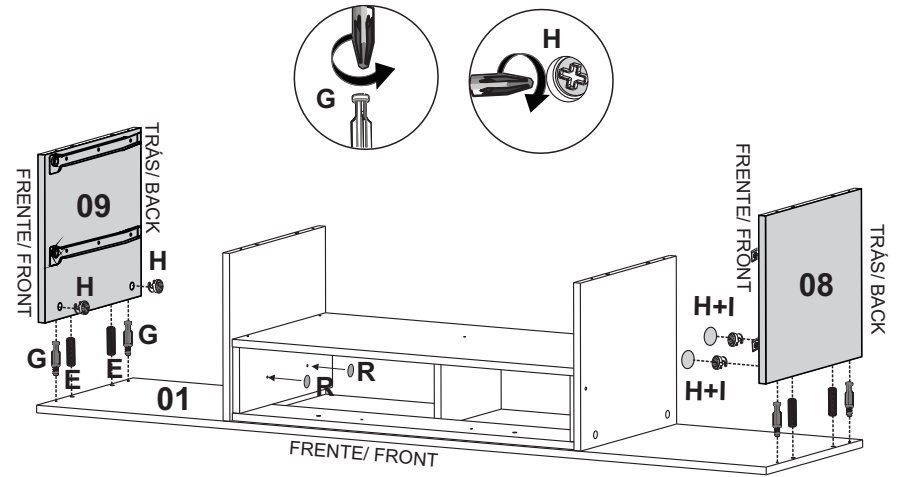
6



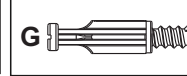
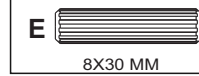
C=02



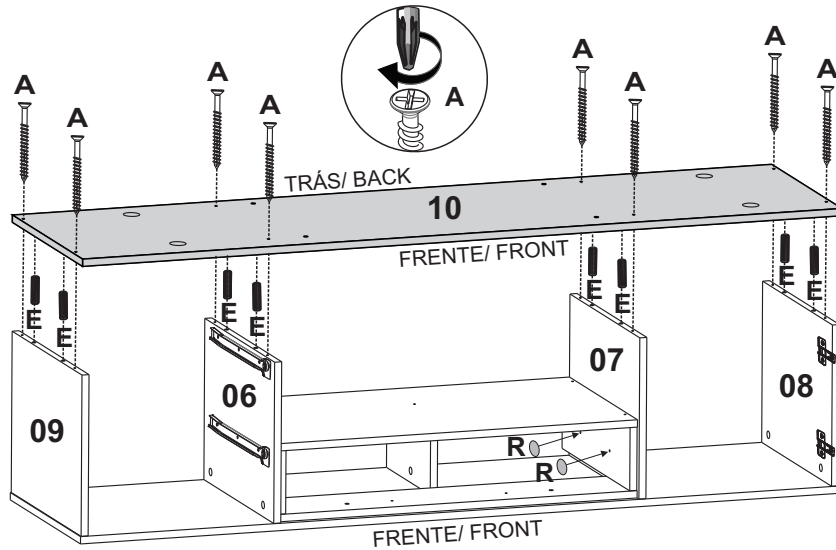
7



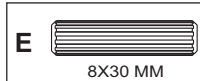
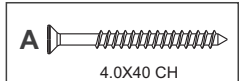
E=04
G=04
H=04
I=02
R=02



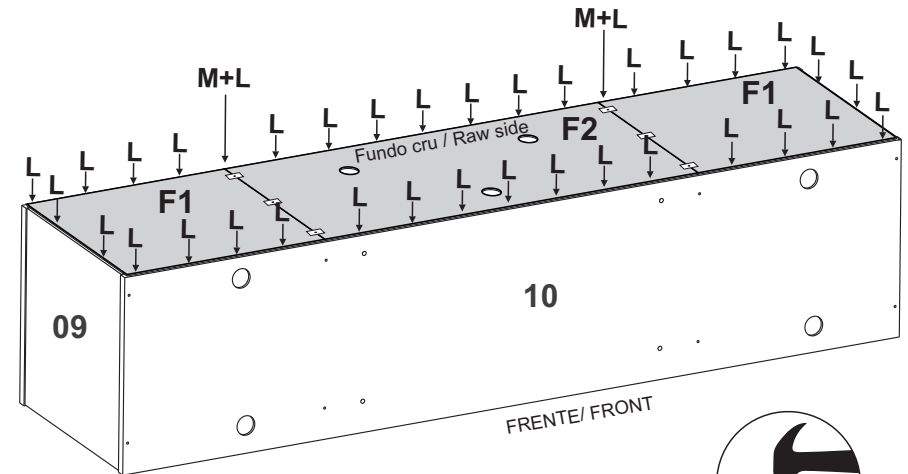
8



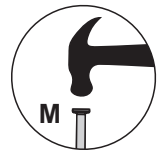
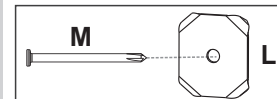
A=08
E=08
R=02



9

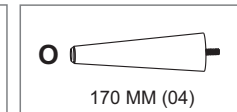
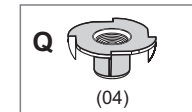
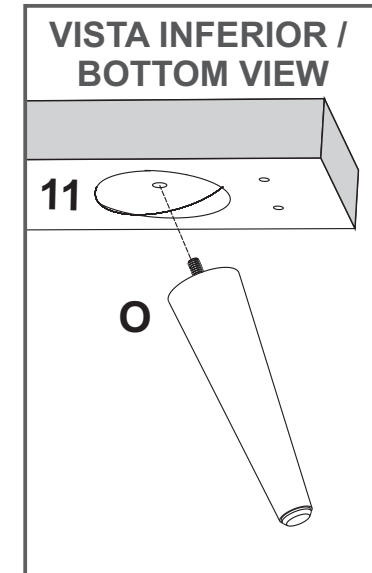
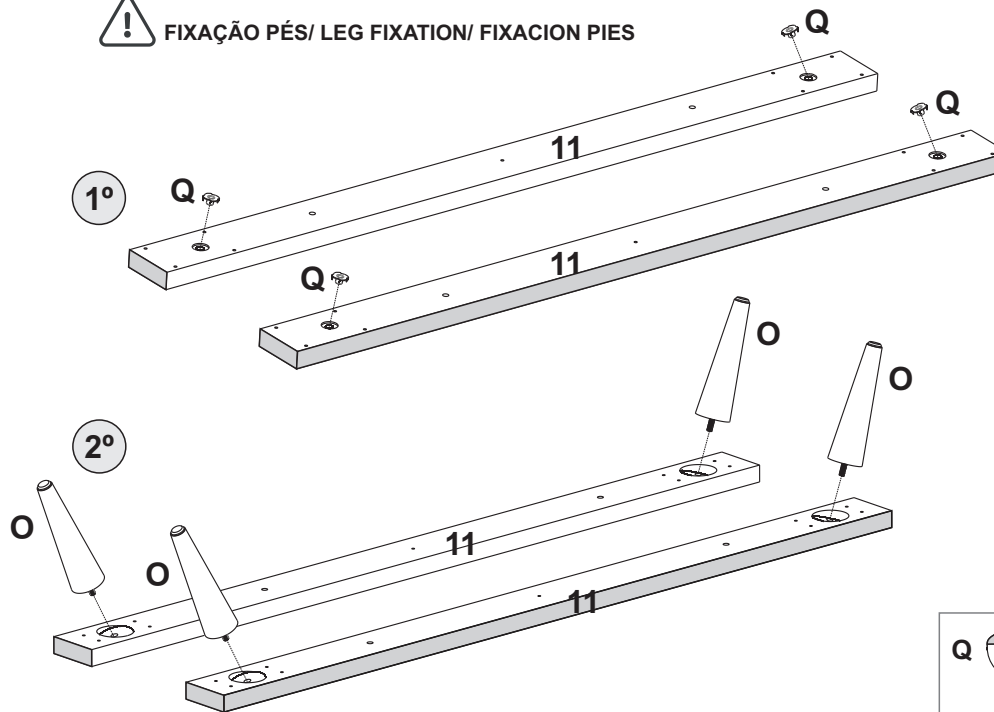
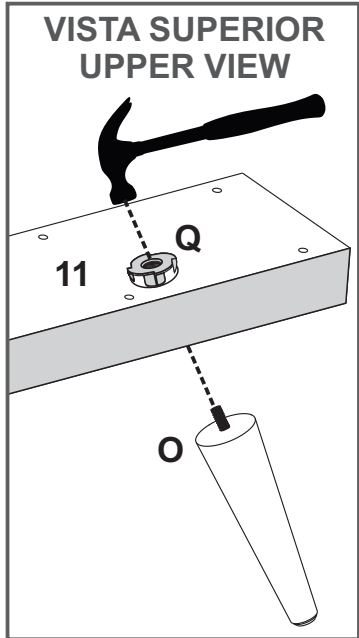


L=06
M=50



10

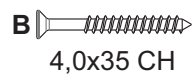
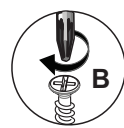
! FIXAÇÃO PÉS/ LEG FIXATION/ FIXACION PIES



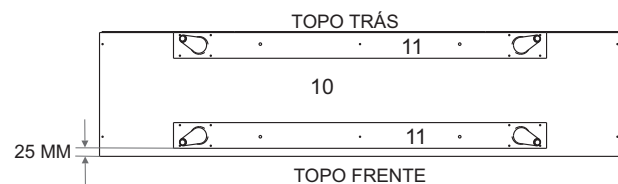
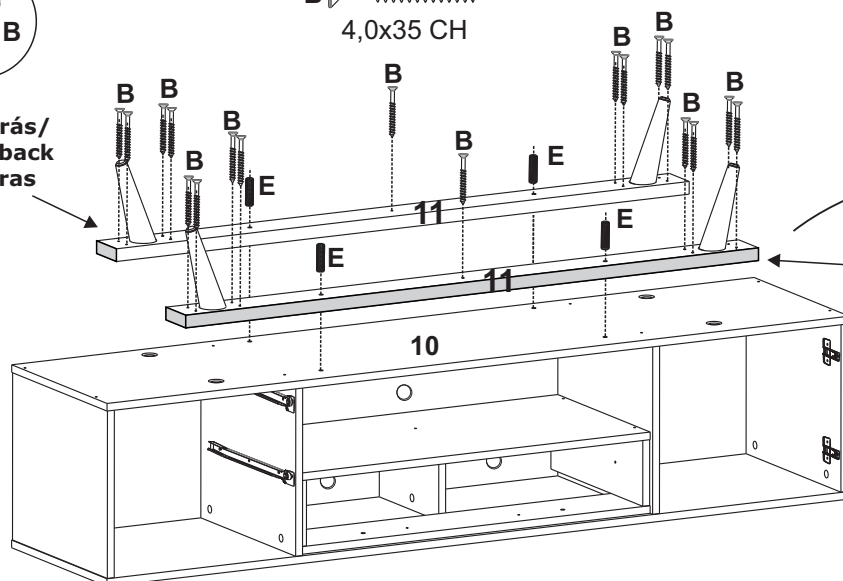
O=04
Q=04

11

ATENÇÃO/ ATTENTION / ATENCION

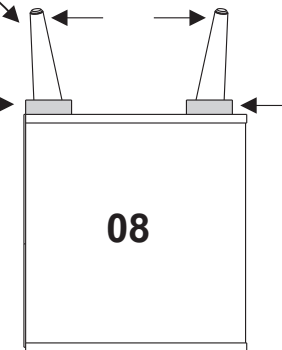


borda cor p/ trás/
colorfur edge back
borde color atras

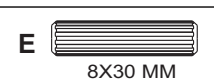
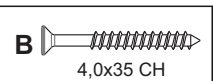


borda cor p frente/
fur edge front/
borde color frontal

POSIÇÃO DOS PÉS/
LEGS POSITION
POSICION DE PIES

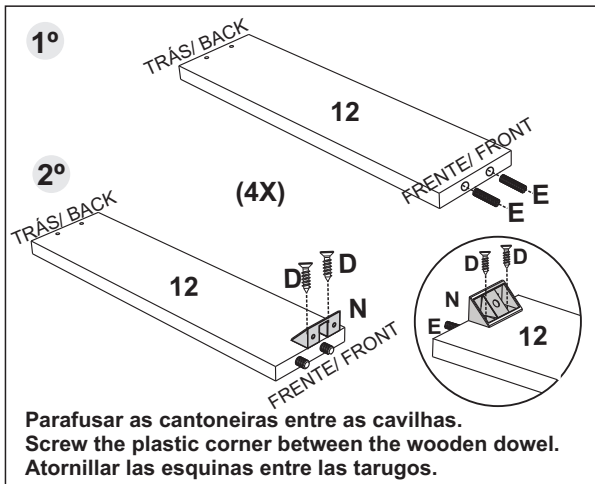


B=18
E=04


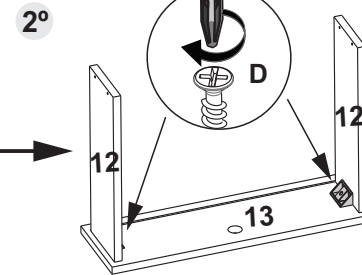
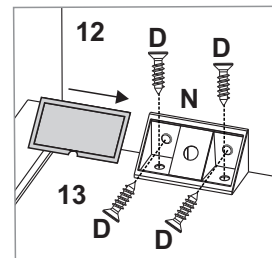
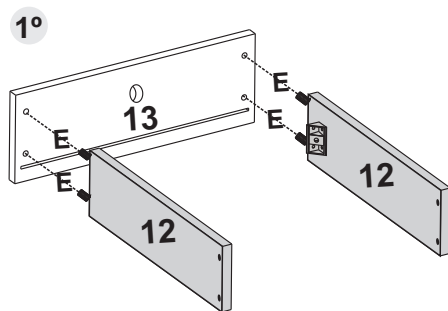


12

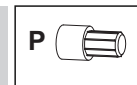

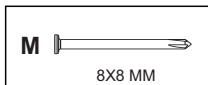
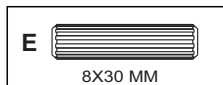
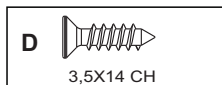
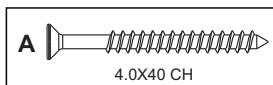
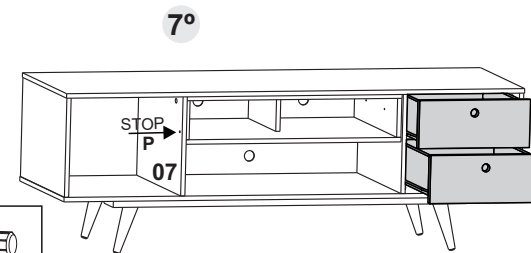
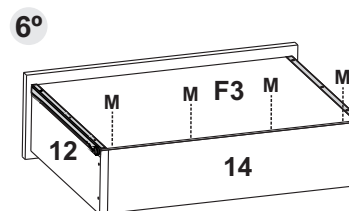
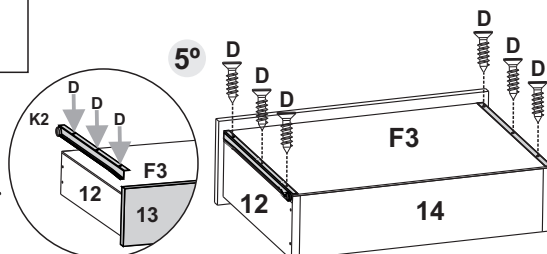
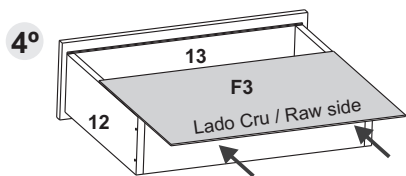
MONTAGEM GAVETA / ASSEMBLY OF THE DRAWER / MONTAJE LE CÁJON



Parafusar as cantoneiras entre as cavilhas.
Screw the plastic corner between the wooden dowel.
Atornillar las esquinas entre las tarugos.




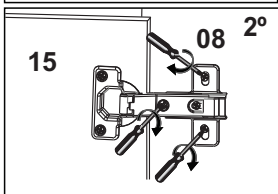
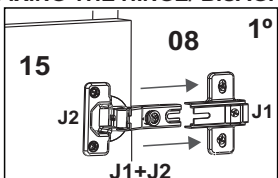
A=08
D=28
E=08
K2=04
M=08
N=04
P=01



13

REGULAR E APERTAR / ADJUST AND TIGHTEN / AJUSTE Y APRIETE

FIXAR DOBRADIÇAS/
FIXING THE HINGE/ BISAGRA



D=04

