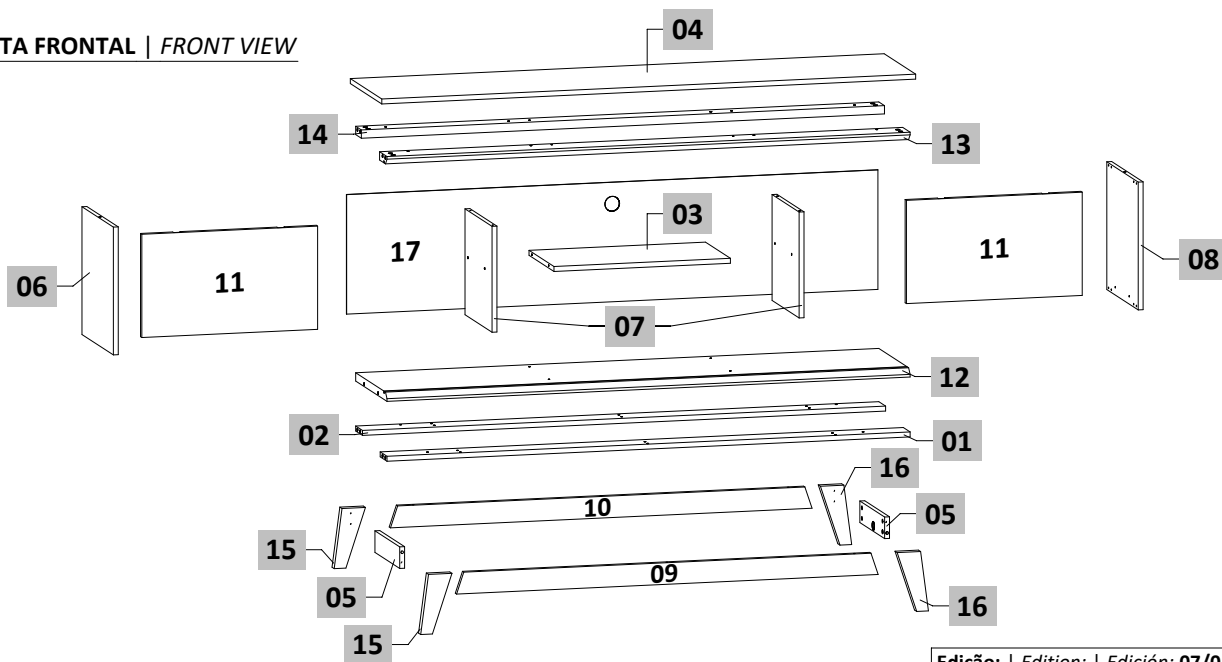


CÓDIGO DE PEÇAS | CODE OF PIECES | CÓDIGO DE PIEZAS

VISTA FRONTAL | FRONT VIEW



Edição: | Edition: | Edición: 07/01/2024

INSTRUÇÕES DE MONTAGEM | ASSEMBLY INSTRUCTIONS | INSTRUCCIONES DE MONTAJE

- Prepare a montagem do móvel próximo ao local que ele ficará definitivamente e evite deslocá-lo depois de montado;
- Forre o chão com papelão ou similar e utilize a isomanta que vem entre as peças para evitar o contato entre elas durante a montagem;
- Monte o móvel obedecendo a ordem numérica da **seqüência de montagem (S.M)**, identificando as peças pelo **código de peça (C.P.)** carimbado na mesma, de acordo com a tabela.

- Prepare the assembly of the close piece of furniture to the place that it will be definitively and avoid to move after done. Will be definitively and avoid to move after done;
- Cover the ground with cardboard or similar and use the isomanta that it comes among the pieces to avoid the contact among them during the assembly;
- Set up the piece of furniture obeying the numeric order of the **assembly sequence (S.M.)**, identifying the pieces by **code of piece (C.P.)** stamped in the same, in agreement with the table.

- Prepare la montaje del mobiliario proximo al lugar que estará definitivamente y evite mover después de hecho;
- Tape la suelo con cartón o similar y use la "isomanta" que viene entre las piezas para evitar el contacto entre ellos durante la montaje;
- Monte el mobiliario obedeciendo el orden numérico de la **sucesión de montaje (S.M.)**, identificando las piezas por el **código de piezas (C.P.)** de la misma estampado en esta, de acuerdo con la tabla.


Ferramentas necessárias para montagem (não fornecidas)

Tools required for assembly (not supplied)

Herramientas necesarias para el montaje (no suministradas)



Parafusadeira / Screwdrive / Destornillador



Chave de Fenda e Phillips



Martelo / Hammer / Martillo

Pessoas necessárias para montagem

People needed for assembly
Personas necesarias para el montaje

Tempo Montagem

Assembly time
Tiempo montaje



1 pessoa / people / persona



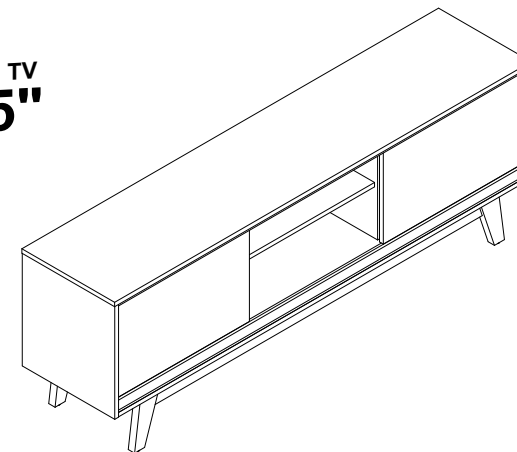
60 min

CUIDADOS ESPECIAIS | SPECIAL CARES | CUIDADOS ESPECIALES:

LIMPEZA: Pano limpo umedecido em água e sabão neutro - **BRILHO:** Flanela seca
CLEANING: Clean cloth humidified in water and neutral soap - **SHINE:** Dry flannel
LIMPIEZA: Tela limpia humedecida en la agua y el jabón neutro - **BRILLO:** Franela seca

ASPECTO FINAL | FINAL ASPECT

Máx. TV
65"



→ 1,640 m ↑ 0,585 m ⇐ 0,365 m

Dimensão do Produto:

Product dimensions:
Dimensiones del producto:

→ 1,640 m ⇐ 0,365 m

Espaço para Tv:

TV space
Espacio de TV

REF.:	CÓDIGO DA PEÇA CODE PIECE CÓDIGO DE PIEZA			DESCRIÇÃO DA PEÇA PART DESCRIPTION DESCRIPCIÓN DE PIEZA	MATÉRIA PRIMA FEEDSTOCK	DIMENSÕES* DIMENSIONS DIMENSIONES	QUANT. AMOUNT CANTIDAD
	CUMARU	CINAMOMO OFF WHITE	CUMARU OPALA				
01	204181.039	204181.026	204181.040	Travessa inferior frontal Front crossbar Travesaño frontal	MDP	1,607 x 0,078 x 0,015	1
02	204182.009	204182.009	204182.009	Travessa inferior traseira Rear crossbar Travesaño trasera	MDP	1,607 x 0,078 x 0,015	1
03	204183.039	204183.037	204183.039	Prateleira Shelf Estante	MDP	0,542 x 0,292 x 0,015	1
04	204184.039	204184.026	204184.040	Tampo TV TV Top Tampo TV	MDP	1,640 x 0,361 x 0,015	1
05	204185.039	204185.037	204185.039	Rodapé lateral Side skirting Pie página lateral	MDP	0,284 x 0,065 x 0,015	2
06	204186.039	204186.026	204186.040	Lateral esquerda Left side Lateral izquierdo	MDP	0,385 x 0,360 x 0,015	1
07	204187.039	204187.037	204187.039	Divisão central Center split División central	MDP	0,319 x 0,310 x 0,015	2
08	204188.039	204188.026	204188.040	Lateral direita Right side Lateral derecho	MDP	0,385 x 0,360 x 0,015	1
09	204189.039	204189.037	204189.039	Rodapé frontal Front footer Pie de página frontal	MDP	1,295 x 0,065 x 0,015	1
10	204190.009	204190.009	204190.009	Rodapé traseiro Back footer Pie página posterior	MDP	1,295 x 0,065 x 0,015	1
11	204191.039	204191.026	204191.040	Porta deslizante Sliding door Puerta corredera	MDP	0,540 x 0,311 x 0,015	2
12	204192.039	204192.037	204192.039	Base Base Base	MDP	1,607 x 0,359 x 0,025	1
13	204193.039	204193.037	204193.039	Apoio do tampo frontal Front top support Soporte de la parte superior frontal	MDP	1,607 x 0,078 x 0,025	1
14	204194.009	204194.009	204194.009	Apoio do tampo traseiro Back top support Soporte de la parte superior trasera	MDP	1,607 x 0,065 x 0,025	1
15	204174.039	204174.037	204174.039	Pé esquerdo Left foot Pie izquierdo	MDP	0,180 x 0,072 x 0,025	2
16	204176.039	204176.037	204176.039	Pé direito Right foot Pie derecho	MDP	0,180 x 0,072 x 0,025	2
17	204195.039	204195.037	204195.039	Fundo traseiro Rear bottom Fondo trasero	MDF	1,632 x 0,360 x 0,003	1

LEGENDA DAS CORES | COLOR LEGEND | LEYENDA DE COLOR

009 - SEM PINTURA | UNPAINTED | SIN PINTAR

026 - OFF WHITE

033 - CALACATA

037 - CINAMOMO






039 - CUMARU

040 - OPALA

ACESSÓRIOS | ACCESSORIES | ACESORIOS

PARAFUSOS | Screw | Tornillo

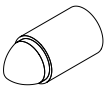

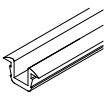
CÓDIGO | CODE

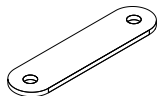
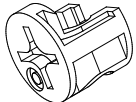


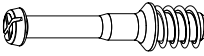

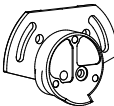

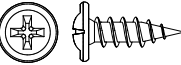
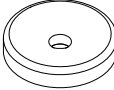
A		Parafuso Screw Tornillo 5,0x70	4x	102100018
B		Parafuso Screw Tornillo 5,0x50 (Estrutural)	12x	102100045
C		Parafuso Screw Tornillo 3,5x40	6x	102100012
D		Parafuso Screw Tornillo 4,0x35	14x	102100038
E		Parafuso Screw Tornillo 3,5x14	20x	102100003

0 1 2 3 4 5 6 7 cm

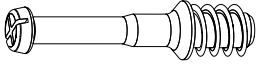
RELAÇÃO DE COR DOS ACESSÓRIOS


Color ratio of accessories | Relación de color de los accesorios

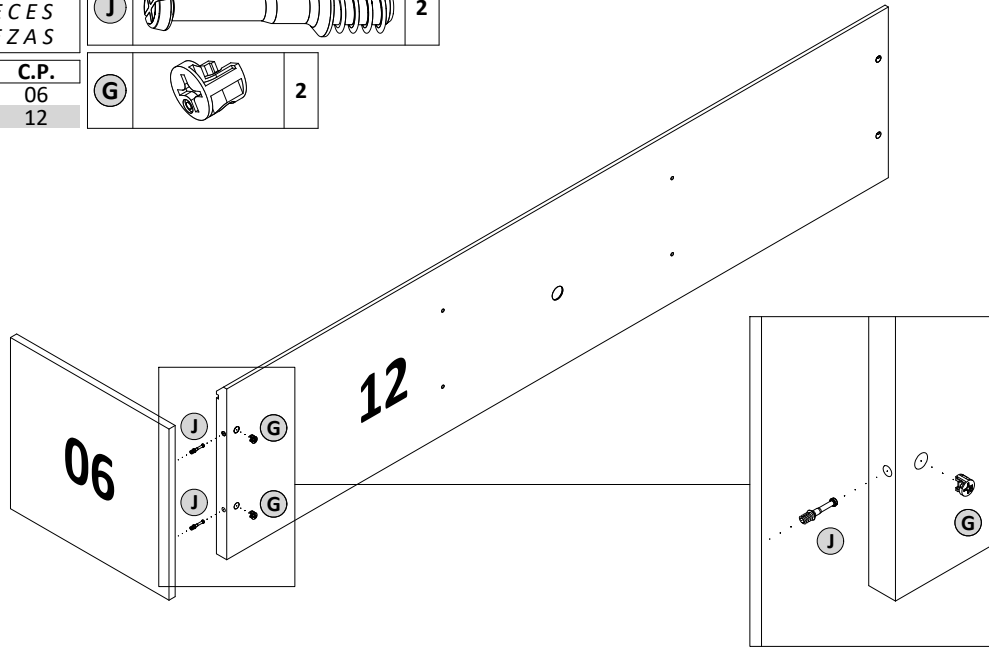
LETRA LETTER	DESCRIÇÃO DESCRIPTION DESCRIPCIÓN	MATÉRIA PRIMA FEEDSTOCK	COR COLOR	QUANT. AMOUNT CANTIDAD			CÓDIGO CODE
				CUMARU	CINAMOMO OFF WHITE	CUMARU OPALA	
P	 Giz p/ correção Touch-up chalk Tiza correctora	Cera Wax	Calacata Off White		1		102140008
			Cinamomo		1		102140027
			Cumaru	1		1	102140026
			Opala			1	102140025
Q	 Tapa furo adesivo 18mm Adhesive hole cover 18mm Tapa agujero adhesivo 18mm	Plástico Plastic	Cinamomo		4		102080286
			Cumaru	4		4	102080288
R	 Rail 4/8 1608mm Carril 4/8 1608mm	Plástico Plastic	Cumaru	1		1	102070689
			Cinamomo		1		102070687

LETRA LETTER	DESCRIÇÃO DESCRIPTION DESCRIPCIÓN	MATÉRIA PRIMA FEEDSTOCK	QUANTIDADE AMOUNT CANTIDAD	CÓDIGO CODE
F	 Chapa fixadora 50x13 Fixing plate 50x13 Placa fijadora 50x13	Metal	8	102050018
G	 Castanha girofix 12x10mm Girofix chestnut 12x10mm Castaña girofix 12x10mm	Metal	28	102050006
H	 Cavilha 6x30mm Dowel 6x30mm Clavija 6x30mm	Madeira Wood Madera	2	102050001
i	 Etiqueta resinada Resin label Etiqueta en resina	Plástico Plastic	1	102080013
J	 Pino girofix 5,0x30mm Girofix pin 5,0x30mm Pino girofix 5,0x30mm	Metal	28	102050007
K	 Prego 10x10 Nail 10x10 Clavo 10x10	Metal	50	102100009
L	 Roldana Inferior Upper pulley Roldana inferior	Plástico Plastic	2	102040030
M	 Roldana Superior Lower pulley Roldana superior	Plástico Plastic	2	
N	 Parafuso 3,5 x 14 Flangeado Screw 3,5x14 Flanged Tornillo 3,5x14 Flangeado	Metal	16	
O	 Sapata 20x4mm Shoe 20x4mm Zapato 20x4mm	Plástico Plastic	4	102110017

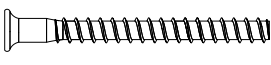
1º PASSO | PASS | PASO


PEÇAS PIECES PIEZAS		J		2
---------------------------	--	----------	---	----------

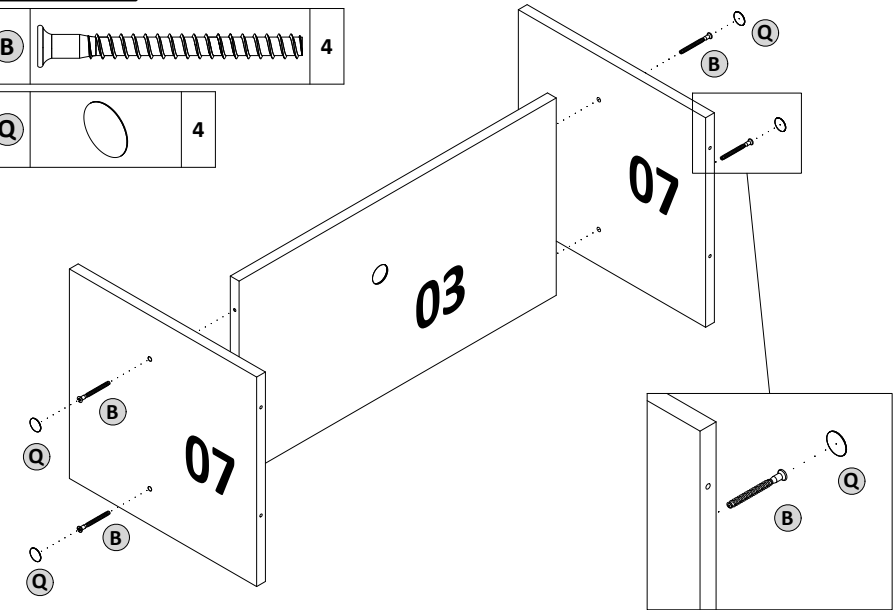
S.M.	C.P.	G		2
01	06			
02	12			



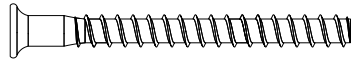
2º PASSO | PASS | PASO

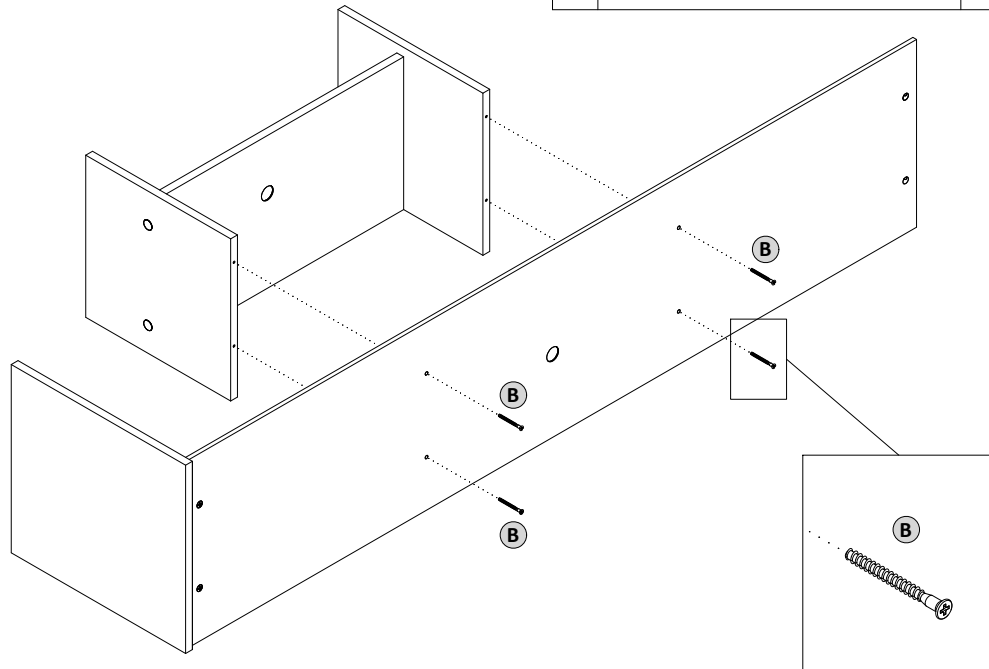
PEÇAS PIECES PIEZAS		B		4
---------------------------	--	----------	---	----------

S.M.	C.P.	Q		4
01	07			
02	03			
03	07			

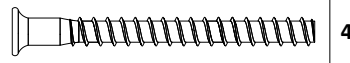


3º PASSO | PASS | PASO

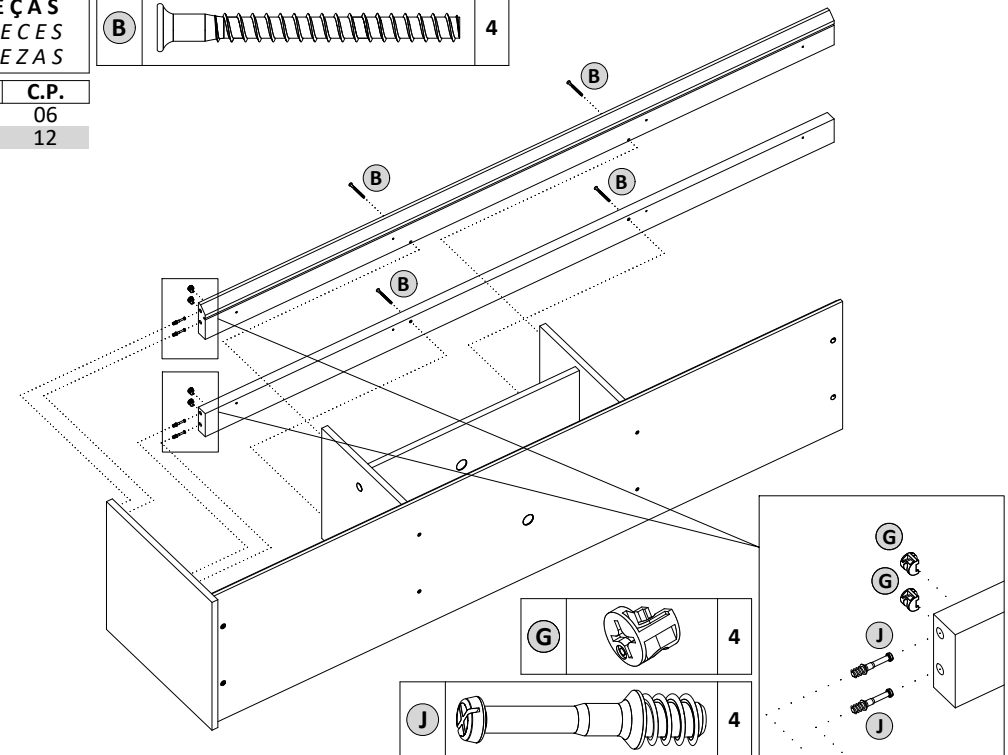
B		4
----------	--	----------



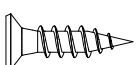
4º PASSO | PASS | PASO

PEÇAS PIECES PIEZAS		B		4
---------------------------	--	----------	---	----------

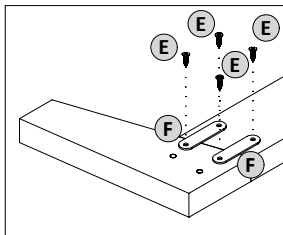
S.M.	C.P.
01	06
02	12



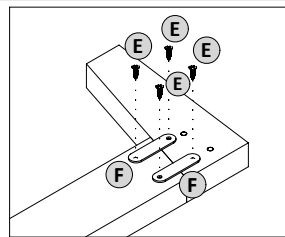
5º PASSO | PASS | PASO

PEÇAS PIECES PIEZAS			8
---------------------------	--	---	---

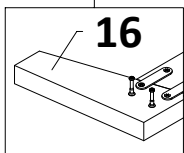
S.M.	C.P.
01	16
02	10
03	15



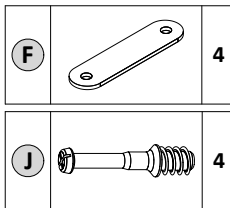
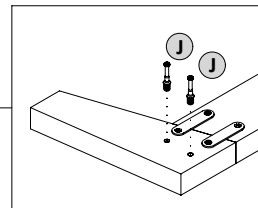
10



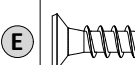
15



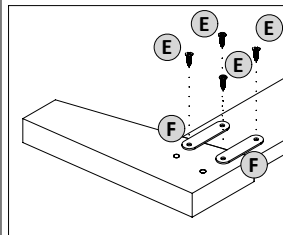
16



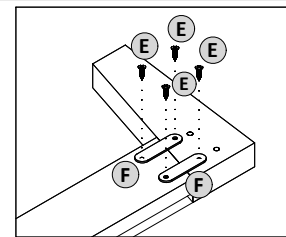
6º PASSO | PASS | PASO

PEÇAS PIECES PIEZAS			8
---------------------------	--	---	---

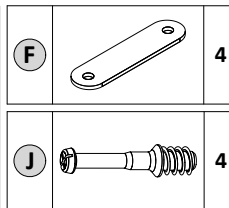
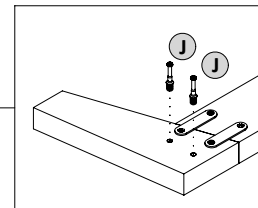
S.M.	C.P.
01	15
02	09
03	16




09



15



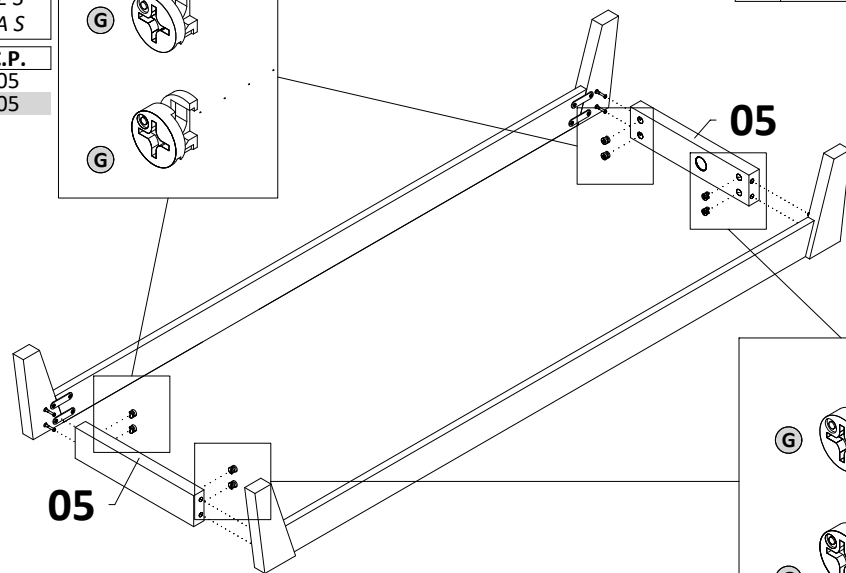
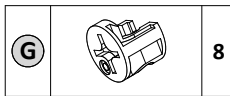
7º PASSO | PASS | PASO

PEÇAS PIECES PIEZAS			8
---------------------------	--	---	---

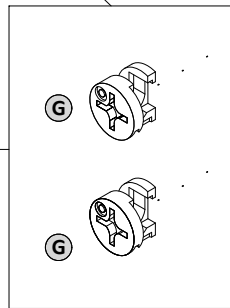
S.M.	C.P.
01	05
02	05




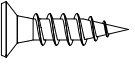


05

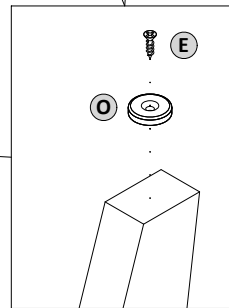
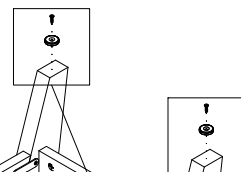
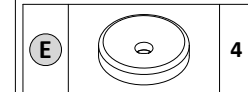
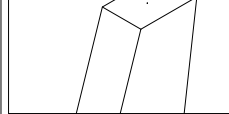


05




8º PASSO | PASS | PASO

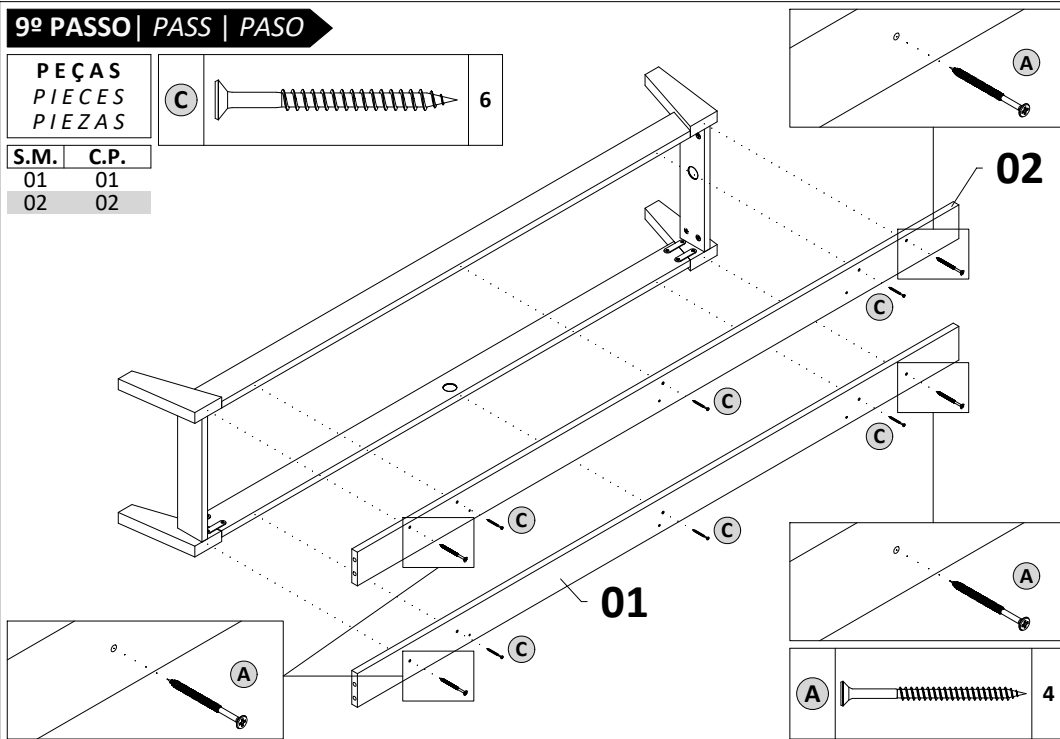
	E		4
	O		4



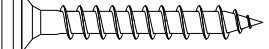
9º PASSO | PASS | PASO

PEÇAS			6
PIECES			
PIEZAS			

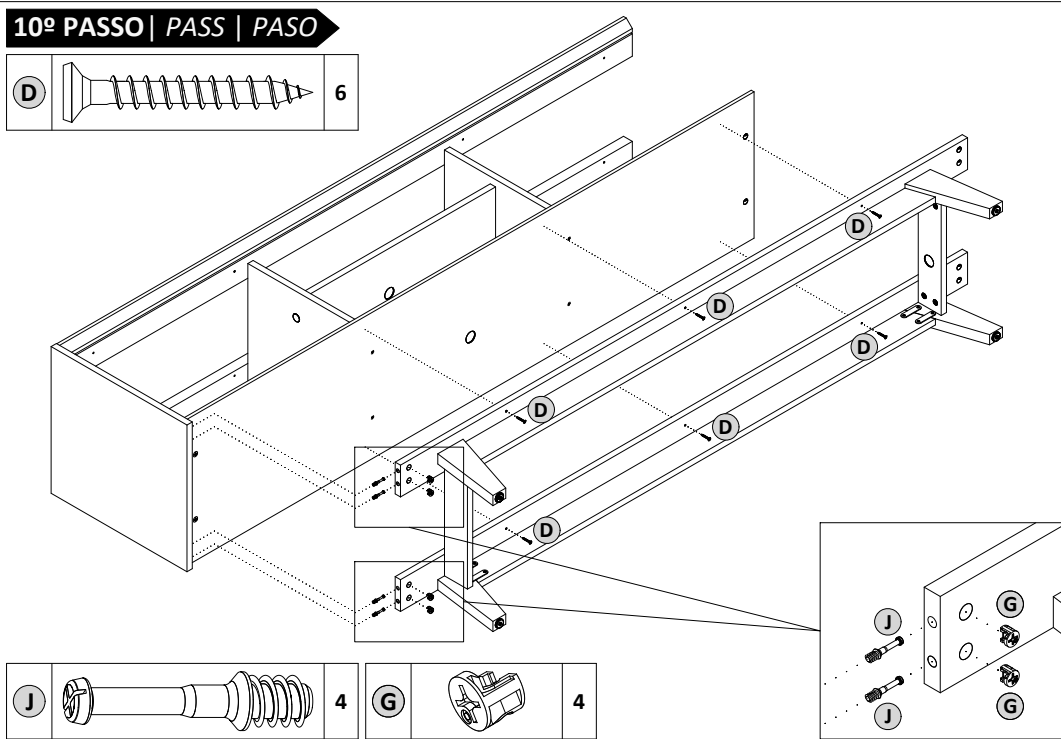
S.M.	C.P.
01	01
02	02



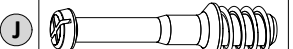
10º PASSO | PASS | PASO

PEÇAS			6
PIECES			
PIEZAS			

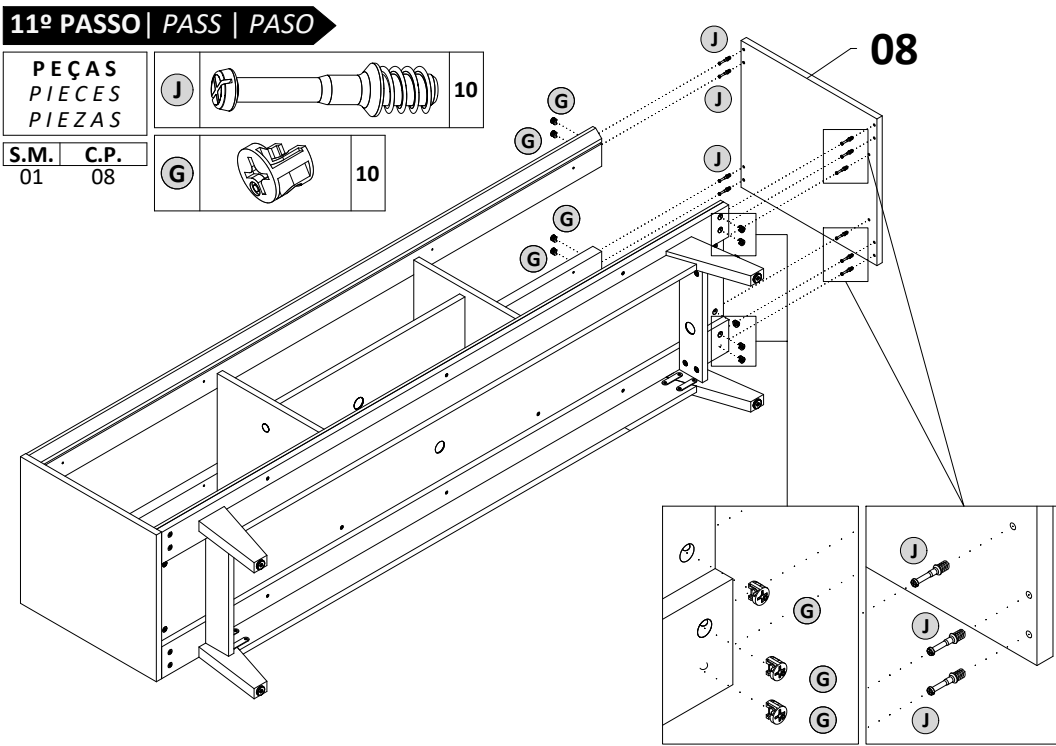
S.M.	C.P.
01	01
02	02



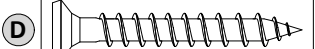
11º PASSO | PASS | PASO

PEÇAS			10
PIECES			
PIEZAS			

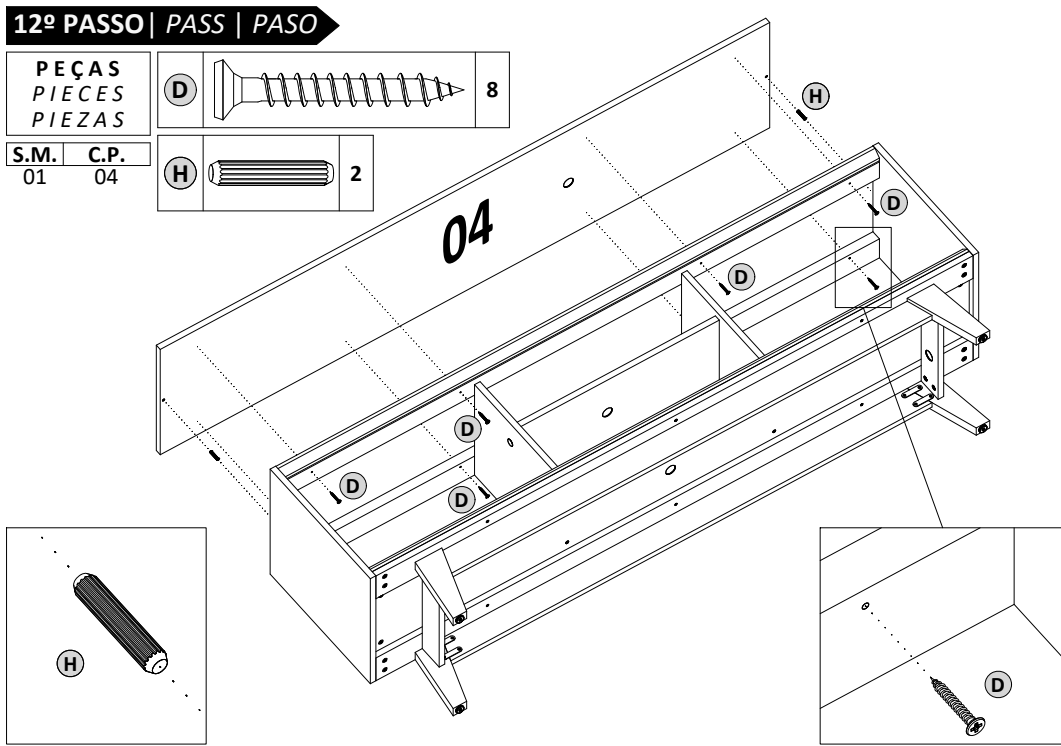
S.M.	C.P.
01	08



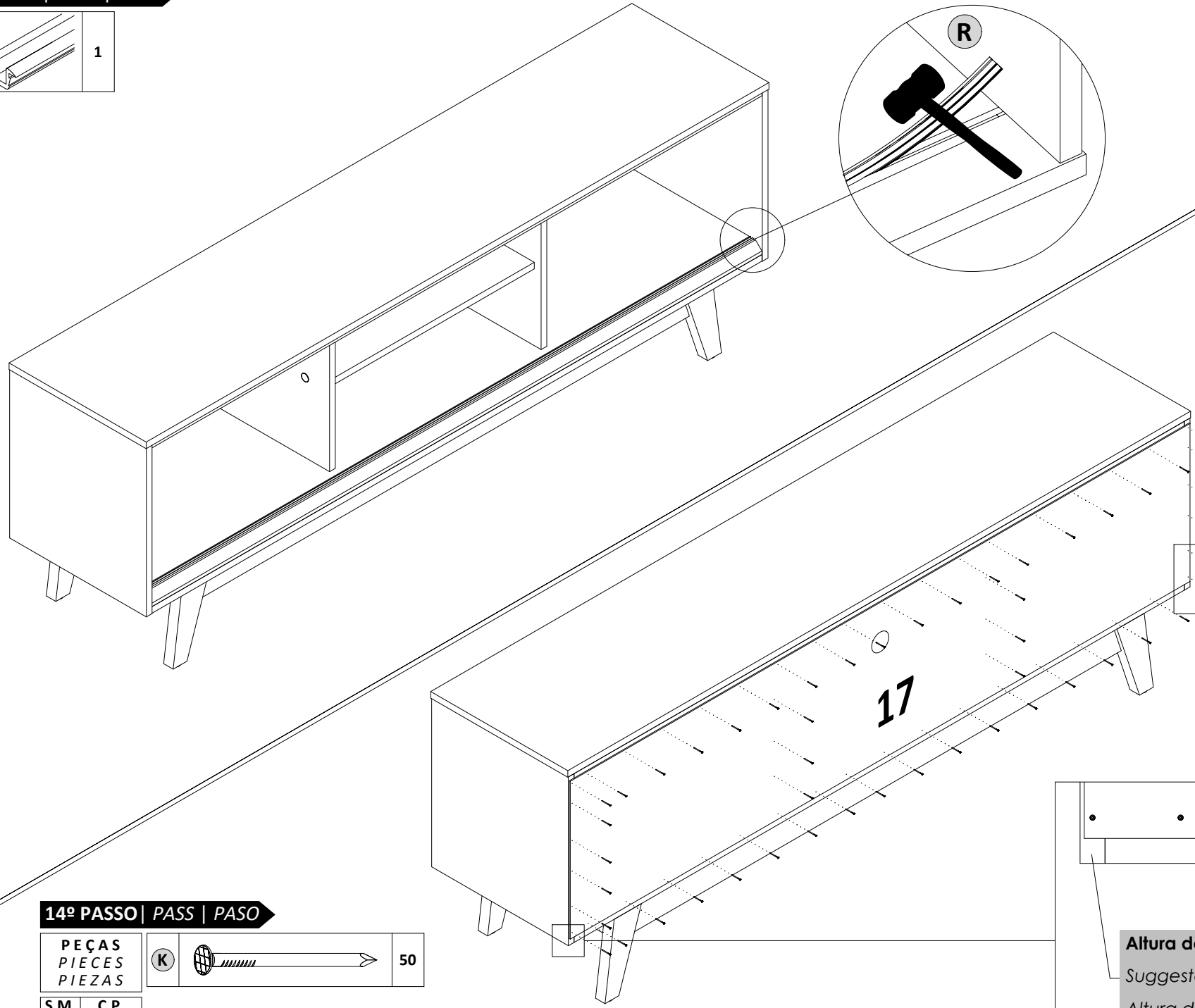
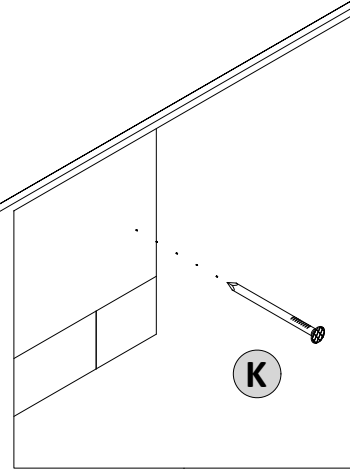
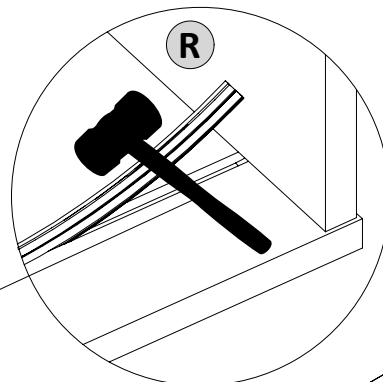
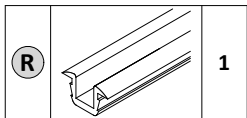
12º PASSO | PASS | PASO

PEÇAS			8
PIECES			
PIEZAS			

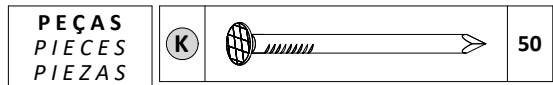
S.M.	C.P.
01	04



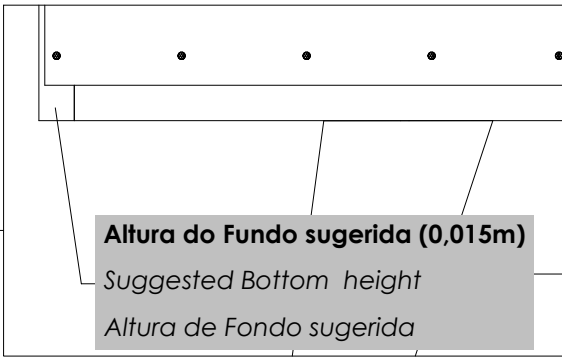
13º PASSO | PASS | PASO



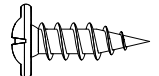
14º PASSO | PASS | PASO



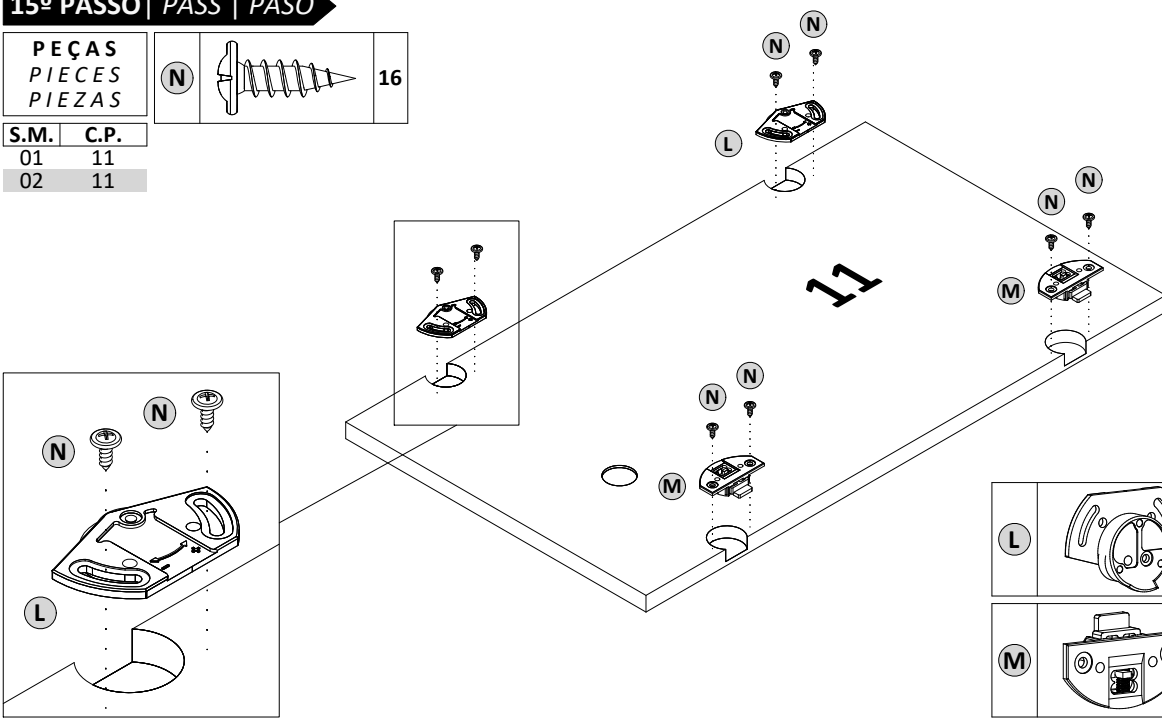
S.M.	C.P.
01	17





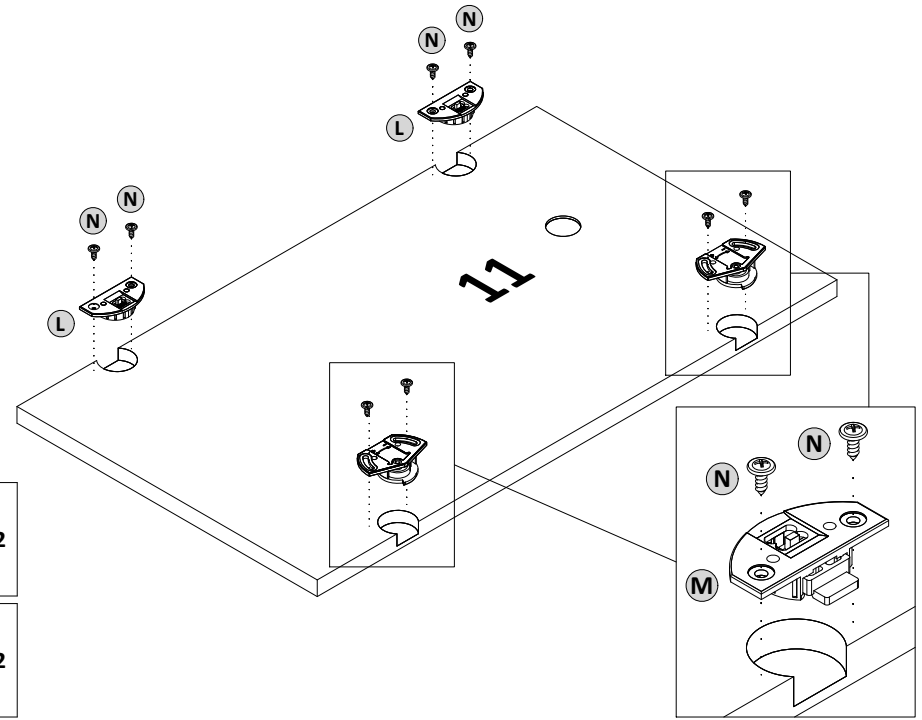
15º PASSO | PASS | PASO

PEÇAS PIECES PIEZAS	(N)		16
---------------------------	------------	--	----

S.M.	C.P.
01	11
02	11

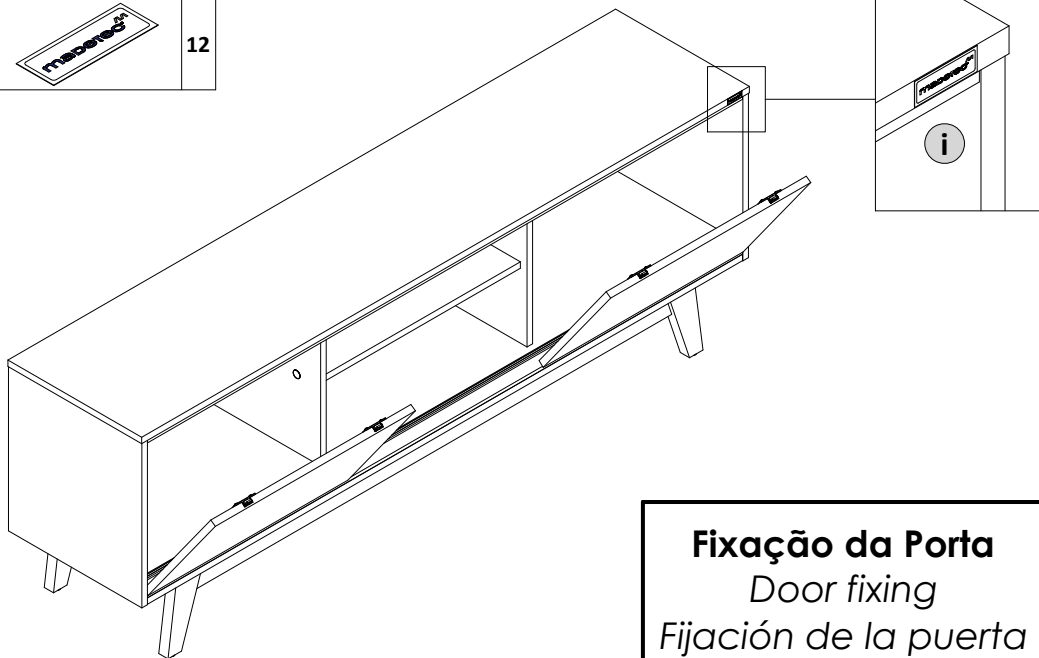


(L)		2
(M)		2







16º PASSO | PASS | PASO

(G)		12
------------	---	----



Fixação da Porta
Door fixing
Fijación de la puerta

PESO SUPORTADO
WEIGHT SUPPORTED
PESO SOPORTADO

-  Máx. 1kg = 35oz
-  Máx. 4kg = 140oz
-  Máx. 10kg = 350oz
-  Máx. 30kg = 1055oz

