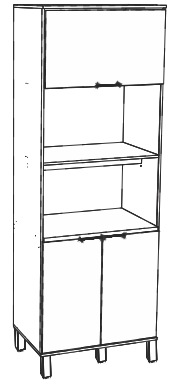
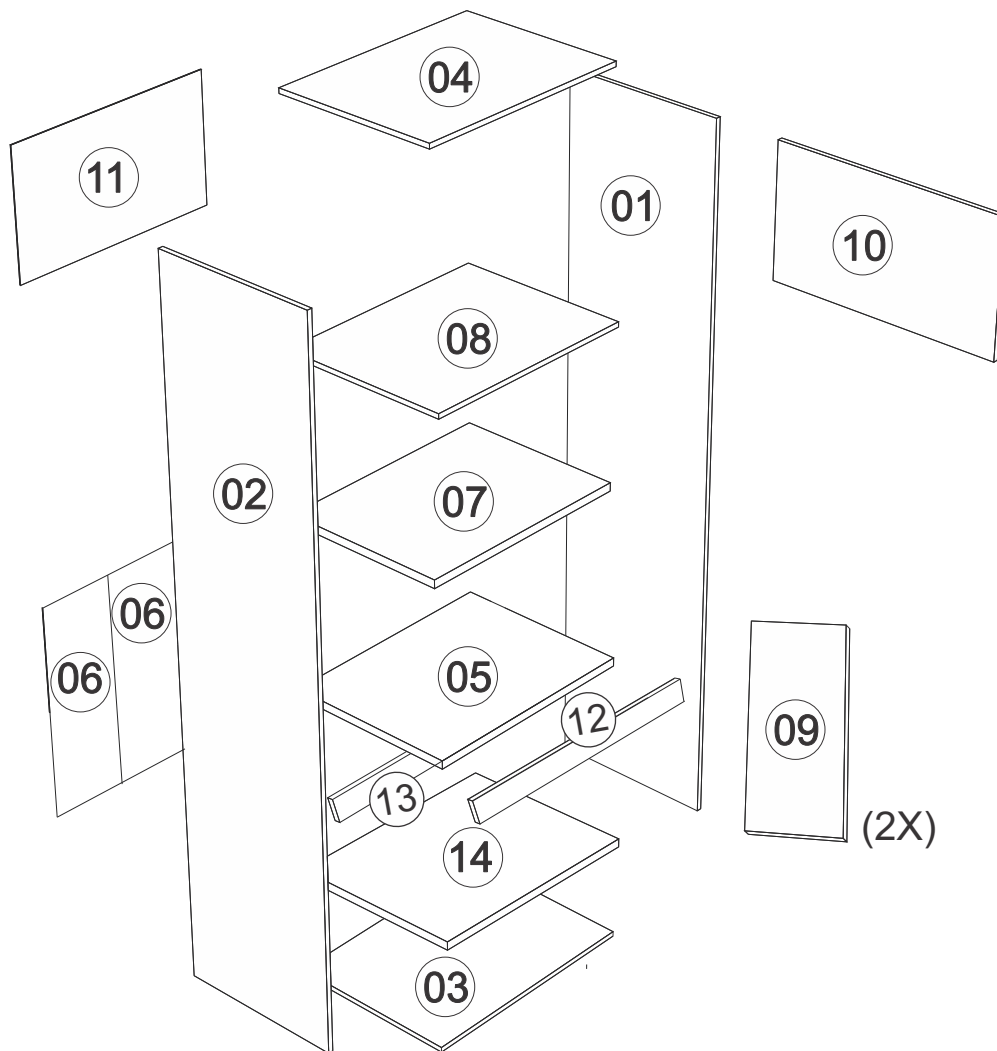




Rodovia SC-492 - Km 10 - B. Industrial
89905-000 - Bandeirante - SC
Fone: (49) 3622-4549
e-mail: mxmoveis@mxmoveis.com.br

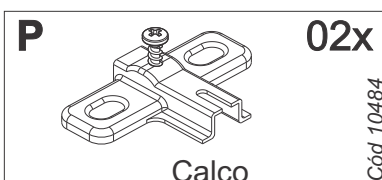
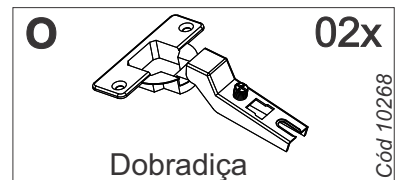
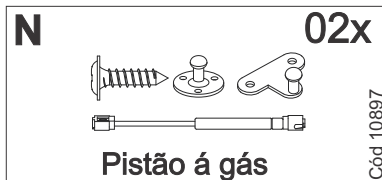
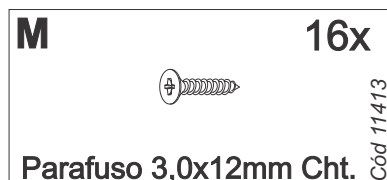

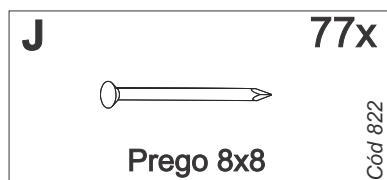
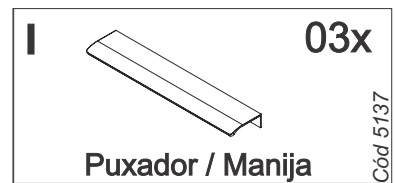
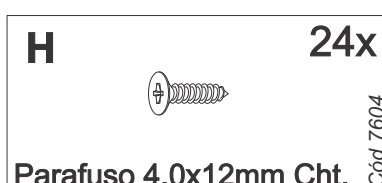
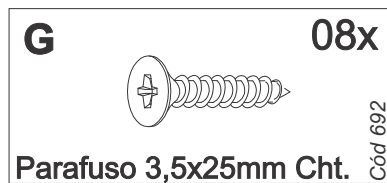
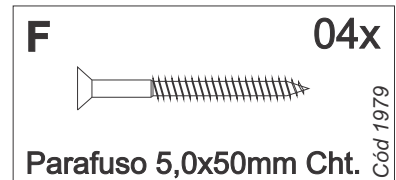
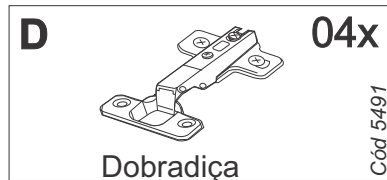
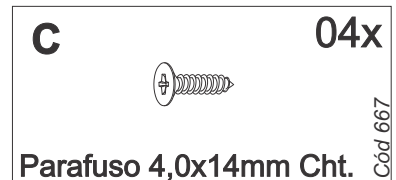
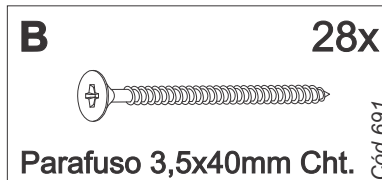
Ref. TTO01



Torre quente 2 fornos
Cozinha/Cocina
TOSCANA

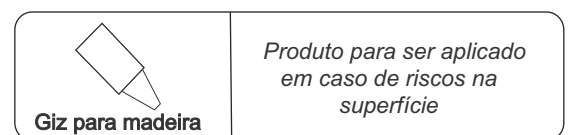



Nº	CÓDIGO ASSISTÊNCIA	NOME DA PEÇA/DESCRIPCIÓN PIEZAS	MEDIDAS (mm)	QTD.	CÓDIGO DAS PEÇAS/ CÓDIGO PIEZAS			
					FREIJÓ/FREIJÓ	FREIJÓ/NERO	FREIJÓ/JADE	FREIJÓ/OFF WHITE
01	TTO01.17.00	Lateral externa direita/Lateral derecha	2100x496x15	01	209289	209289	209289	209289
02	TTO01.18.00	Lateral externa esquerda/Lateral izquierda	2100x496x15	01	209290	209290	209290	209290
03	TTO01.01.02	Base inferior/Base inferior	800x516x15	01	209298	209298	209298	209298
04	TTO01.05.01	Base superior/Base	800x516x15	01	209299	209299	209299	209299
05	TTO01.33.01	Tampo/Tapa	770x516x22	01	209300	209300	209300	209300
06	TTO01.13.01	Forro/Revés	674x392x2.5	02	209296	209296	209296	209296
07	TTO01.02.02	Base micro/Base	770x496x22	01	210488	210488	210488	210488
08	TTO01.01.01	Base inferior aéreo/Base inferior	770x496x15	01	209294	209294	209294	209294
09	TTO01.25.00	Porta balcão/Puerta	702x389x15	01	209329	209332	209281	222252
10	TTO01.25.01	Porta aéreo torre/Puerta	778x450x15	02	209282	209282	209282	209282
11	TTO01.13.00	Forro/Revés	784x464x2.5	01	209297	209297	209297	209297
12	TTO01.28.00	Ripa sustentação	770x50x15	01	210487	210487	210487	210487
13	TTO01.28.01	Ripa sustentação	770x50x15	01	209293	209293	209293	209293
14	TTO01.02.00	Base interna	770x496x15	01	209291	209291	209291	209291

Ferragens/Herrajes



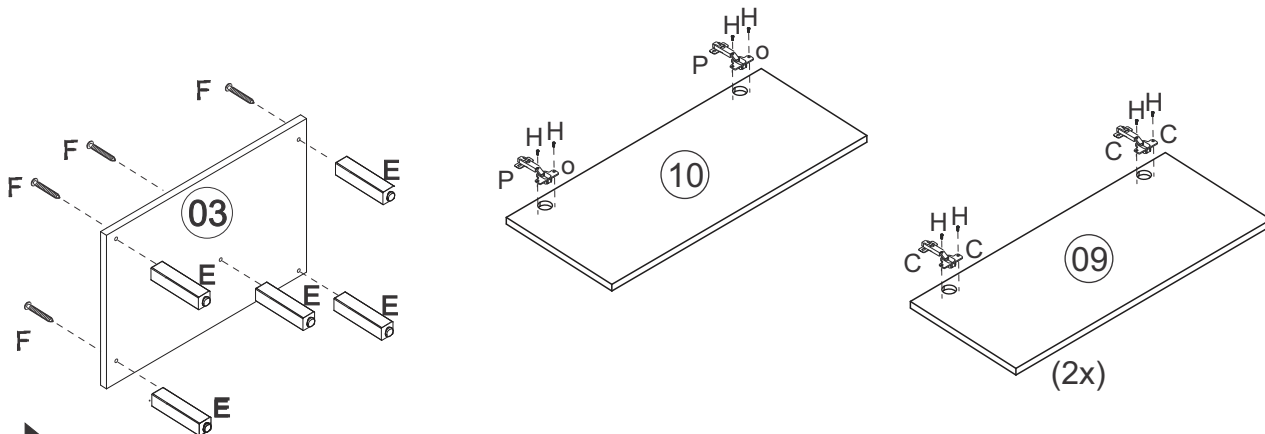
 *Usar os parafusos (G) para unir este módulo a outro. Usar los tornillos (G) para unirse este módulo a otro. 



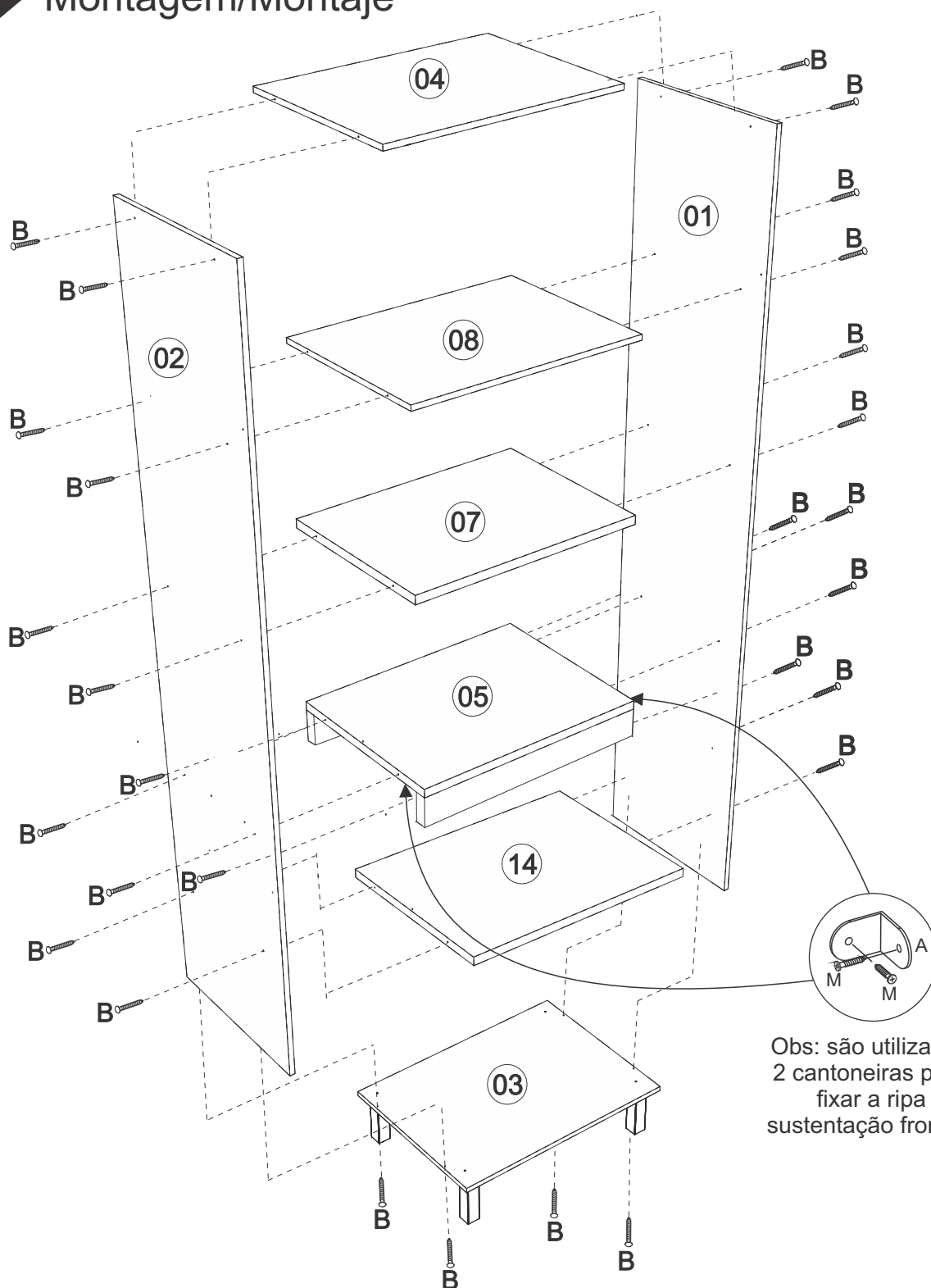
Limpeza/Limpieza

- ≠ Use um pano levemente umedecido com água, seguido de pano seco.
- ≠ Use solamente un paño húmedo con agua y después un paño seco.
- ≠ Nunca utilize produtos químicos ou abrasivos.
- ≠ No utilice productos quimicos o abrasivos.

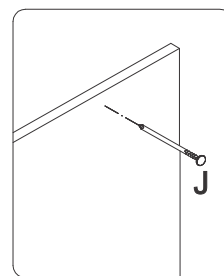
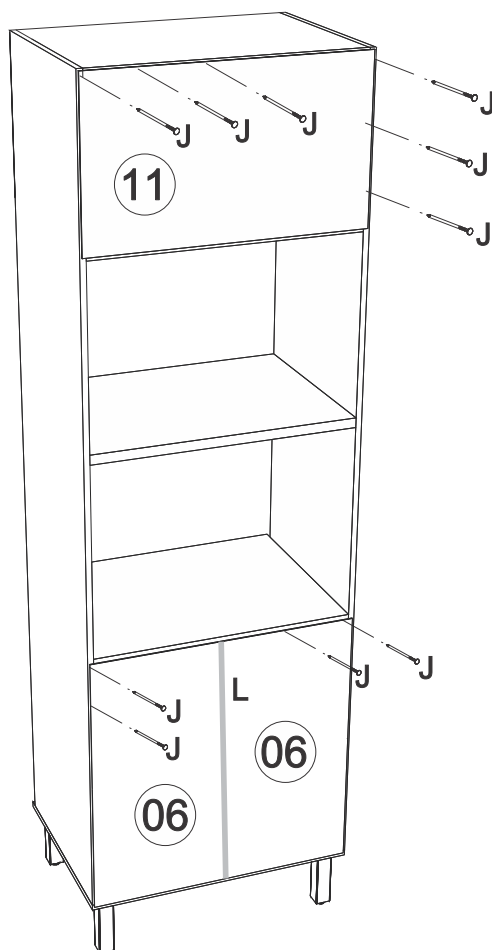
Pré-Montagem/Preparación Piezas



01  **Montagem/Montaje**



Obs: são utilizadas
2 cantoneiras para
fixar a ripa
sustentação frontal.

02**Montagem/Montaje**

*Colocar um prego (J) a cada 100mm

03**Montagem/Montaje**